
Baldor-Reliance® CA501

Standard motor product catalog



Table of contents

General information

- 5 Catalog notes
- 6 Approvals UL and CSA
- 7 Motors used outside of the United States
- 8 UL and CSA explosion-proof classifications
- 9 Abbreviations

Single phase motors

- 11 Single and three phase general purpose motors key features
- 12 Single phase, TEFC, foot mounted
- 14 Single phase, TEFC, C-Face
- 15 Single phase, ODP, foot mounted
- 17 Single phase, ODP, C-Face

General purpose motors

- 18 Three phase, totally enclosed, foot mounted
- 26 Three phase, totally enclosed, C-Face, foot mounted
- 29 Three phase, totally enclosed, C-Face, footless
- 32 Three phase, open drip proof, foot mounted
- 36 Three phase, open drip proof, C-Face, foot mounted
- 37 Three phase, open drip proof, C-Face, footless
- 38 F-2 mount, three phase, TEFC and ODP, foot mounted

Severe duty motors

- 40 Severe duty motors key features
- 41 Three phase, totally enclosed, 230/460 volts & 460 volts, 575 volts, foot mounted
- 45 Three phase, totally enclosed, 460 & 230/460 volts, C-Face
- 47 RPM XE, eXtreme efficient, totally enclosed, 460 volts
- 48 IEEE 841, three phase, totally enclosed, 460 & 575 volts
- 51 IEEE 841, three phase, TEFC, 460 & 575 volts, C-Face
- 53 661XL / IEEE 841, three phase, TEFC, 460 volts, foot mounted
- 54 Dirty Duty Plus, three phase, TEFC
- 56 Quarry duty motors, three phase, TEFC, Design C, high torque
- 56 **NEW!** Crusher motors, three phase, TEFC, 460 volt, foot mounted, 586/587/588 frame
- 57 Crusher motors, three phase, TEFC, 460 volts, foot mounted
- 58 Conversion base kit CB5744T with ECR93504TR-4
- 58 Crusher duty conversion base
- 59 Division 2 capabilities

Large AC motors

- 64 Large AC motors key features
- 65 General Purpose Motor (GPM), three phase, totally enclosed, 460 & 2300/4000 volt, foot mounted
- 68 Standard 2300/4160 volt motor
- 68 Ammonia refrigeration compressor motors, three phase, open drip proof, 460 & 2300/4160 volt, foot mounted
- 69 Division 2 capabilities

Washdown duty motors

- 70 Washdown duty motors key features
- 71 **NEW!** Food Safe stainless steel, single phase, C-Face
- 72 **NEW!** Food Safe stainless steel, three phase, C-Face, foot mounted, encapsulated
- 74 **NEW!** Food Safe stainless steel, three phase, C-Face, footless, encapsulated
- 75 **NEW!** Food Safe stainless steel, three phase, foot mounted, encapsulated
- 76 **NEW!** Food Safe stainless steel, three phase, foot mounted, close-coupled pump, encapsulated
- 77 Single phase, totally enclosed, foot mounted
- 77 Single phase, totally enclosed, C-Face
- 78 Three phase, totally enclosed, foot mounted
- 79 Three phase, totally enclosed, C-Face, foot mounted
- 80 Three phase, totally enclosed, C-Face, footless
- 81 Three phase, totally enclosed, C-Face, 575V
- 82 Feather Picker motor, three phase, TEFC, encapsulated, foot mounted
- 82 Feather Picker motor, three phase, TEFC, encapsulated, C-Face, foot mounted
- 83 Cut Saw motor, three phase, TENV, encapsulated, foot mounted
- 83 Brake motor, three phase, totally enclosed, C-Face, foot mounted
- 84 Jet pump, three phase, TEFC, C-Face
- 85 Close-coupled pump, three phase, totally enclosed
- 86 SSE Super-E[®] stainless steel, close-coupled pump, three phase, totally enclosed, encapsulated
- 87 Paint-free, three phase, totally enclosed, C-Face
- 88 Stainless steel, three phase, totally enclosed, C-Face, foot mounted
- 89 Stainless steel, three phase, totally enclosed, C-Face, footless
- 90 SSE Super-E stainless steel, three phase, totally enclosed, C-Face, foot mounted, encapsulated
- 91 SSE Super-E stainless steel, three phase, totally enclosed, C-Face, footless, encapsulated
- 92 SSE Super-E stainless steel, three phase, 575V, totally enclosed, C-Face, foot mounted, encapsulated
- 92 Washdown lead connection kits
- 93 **NEW!** IEC stainless steel, three phase, totally enclosed, encapsulated
- 94 Inverter motor, paint free, three phase, totally enclosed, C-Face
- 95 Inverter motor, three phase, TENV, C-Face, foot Mounted
- 95 Vector motor, three phase, TENV, C-Face, foot mounted

Explosion proof motors

- 96 Explosion proof motors key features
- 97 Explosion proof, single and three phase, foot mounted
- 100 Explosion proof, 575 volt, three phase
- 101 Explosion proof, single and three phase, C-Face
- 103 Explosion proof, single and three phase, NEMA frame, C-Face, foot mounted, 50 Hz

Table of contents

Explosion proof motors (continued)

104	Explosion proof, severe duty, three phase, 1.15 service factor
105	Drill rig duty, three phase, 1.15 service factor
108	Drill rig duty, single phase, C-Face, 1.15 service factor, foot mounted
109	Drill rig duty, close-coupled pump
109	Explosion proof, jet pump, footless
110	Explosion proof, close-coupled pump, three phase
110	Explosion proof, brake motor, three phase, C-Face
111	Explosion proof, inverter duty, Class I, Group D, C-Face, foot mounted
111	Explosion proof, inverter duty, Class I, Group D; Class II, Group F&G, C-Face, foot mounted, 10:1 CT, 10:1 VT
112	Explosion proof, inverter duty, Class I, Group C&D; Class II, Group F&G, T3C (160°C) temperature code, 4:1 CT, 10:1 VT

Pump motors

114	Pump motors key features
115	Fire pump, three phase, ODP, foot mounted
116	Fire pump, three phase, ODP, footless, close-coupled pump
117	Jet pump, single phase, TEFC
118	Jet pump, single phase, ODP
119	Jet pump, three phase, TEFC
120	Jet pump, three phase, ODP
121	Washdown, jet pump, three phase, TEFC, C-Face
121	Square flange pump, ODP
122	Close-coupled pump, single phase
123	Close-coupled pump, three phase, foot mounted, with internal Aegis® Bearing Protection Ring
124	Close-coupled pump, three phase, TEFC
126	Close-coupled pump, three phase, TEFC, footless
127	Close-coupled pump, three phase, ODP
129	Washdown close-coupled pump, three phase, totally enclosed
130	SSE Super-E stainless steel, close-coupled pump, three phase, totally enclosed, encapsulated
131	P-base vertical solid shaft pump, three phase, TEFC
133	P-base vertical solid shaft pump, three phase, ODP
134	SAE hydraulic pump motors, three phase, continuous duty
134	Submersible motors, single phase, TENV
135	Submersible motors, three phase, TENV

HVAC motors

137	HVAC motors key features
138	Super-E®, three phase, TEFC, foot mounted, with internal Baldor-Reliance® shaft grounding brush
139	Super-E®, three phase, ODP, foot mounted, with internal Baldor-Reliance® shaft grounding brush
140	Super-E®, three phase, TEFC, foot mounted, with internal AEGIS® Bearing Protection Ring
142	Super-E®, three phase, ODP, foot mounted, with internal AEGIS® Bearing Protection Ring

144	Super-E®, three phase, ODP, foot mounted
146	Super-E®, three phase, TEFC, foot mounted
147	Chiller/cooling tower, three phase, TEAO
148	Chiller/cooling tower, three phase, two speed, TEFC
148	Ventilation fan, three phase, TEAO, C-Face, footless
149	NEW! EC gold synchronous PM, three phase, TENV, foot & face mounting
150	Three phase, TEAO, foot mounted
151	Condenser fan, three phase, ODP, “belly band” round body
151	Condenser fan, three phase, TEAO, “belly band” round body
152	Fan and blower, single and three phase, ODP, resilient base
153	Three phase, ODP
153	(PSC) direct drive fan, single phase, foot mounted, TEAO
154	Direct drive fan, single and three phase, TEAO
154	Yoke/pedestal fan, single phase, PSC, TEAO

Farm duty motors

155	Farm duty motors key features
156	Super-E®, three phase, TEFC
157	Single phase, TEFC
158	NEW! Single phase, TEAO, foot mounted
159	Grain dryer/centrifugal fan, single and three phase, TEFC and ODP
160	Grain dryer/vane axial fan, single and three phase, TEAO and OPAO
161	Universal crop dryer, single phase, PSC (switchless), OPAO
162	Auger drive, single phase, TEFC, flange mount, capacitor start
162	Grain stirring, single phase, TEFC, foot mounted
163	Instant reversing, single phase, TEFC, foot mounted
163	Aeration fan, single and three phase, TEAO, foot mounted
164	(PSC) - direct drive fan, single phase, TEAO
164	Dairy/vacuum pump, single phase, TEFC, foot mounted
165	Metering pump, three phase, TEFC, foot mounted
165	Incubator/hatchery vent fan, single phase, TEAO

Definite purpose motors

166	Ammonia refrigeration compressor motors
167	Three phase, two speed, TEFC, foot mounted
169	Three phase, two speed, ODP, foot mounted
170	Pressure washer, single phase, TEFC and ODP
171	U-frame, three phase, TEFC
172	U-frame, single phase
172	Automotive duty, three phase, TEFC, foot mounted
173	Single and three phase, TENV, foot or C-Face mounting, removable base
173	Synchronous permanent magnet, three phase, TEFC, foot mounted

Table of contents

Unit handling motors

- 174 Single and three phase, C-Face, TEFC
- 175 High cycle brake motor, three phase
- 176 D-series brake motor, three phase, totally enclosed
- 177 Short series brake motor, three phase, TEFC

Brake motors

- 178 Single and three phase, TEFC
- 180 Single and three phase, TEFC, C-Face, fan on drive end
- 181 **NEW!** Three phase, TEFC and open, Dings brake
- 182 Three phase, ODP
- 183 Washdown, three phase, totally enclosed, C-Face, foot mounted
- 183 Double C-Face motor brake kits

IEC frame motors

- 184 Metric IEC frame motors, three phase, IP55, 50/60 Hz, foot mounted
- 186 Metric IEC frame motors, three phase, 60 Hz, 460 volts
- 188 **NEW!** Metric IEC frame motors, three phase, IP55, 60 Hz, 460 volts
- 190 Metric IEC flange kit for process performance aluminum and cast iron motors (safe area)
- 190 Metric IEC frame motors, three phase, IP55, 50/60 Hz, B5 flange
- 192 Metric IEC ATEX/IECEX flameproof Ex de IIC T4, IP55, three phase, 50 Hz, foot mounted
- 193 Metric IEC, three phase, 60 Hz, TEFC, IP54, foot mounted
- 194 Metric IEC, three phase, 60 Hz, TEFC, IP54, B5 flange
- 195 Metric IEC, three phase, 60 Hz, TEFC, IP54, B14 face

50 Hertz motors

- 196 Single phase, NEMA frame, TEFC and ODP, foot mounted
- 197 Three phase, NEMA frame, TEFC and ODP, foot mounted
- 198 Single and three phase, NEMA frame, TEFC, C-Face

Inverter and vector motors

- 199 Inverter and vector motors key features
- 200 AC motor adjustable speed range capabilities
- 201 RPM AC, Inverter Duty®, three phase
- 203 RPM AC, Vector Duty®, three phase, totally enclosed
- 204 Encoder feedback kits
- 205 Encoder mounting kits – no encoder
- 205 RPM AC slide bases
- 205 RPM AC filter kits
- 206 RPM AC mounting conversion kits for FL180-FL280 frames
- 206 Replacement blower kits for DPG-FV RPM AC motors
- 207 V*S Master inverter drive, three phase, totally enclosed
- 209 V*S Master vector drive, three phase, totally enclosed
- 211 V*S Master severe duty vector drive, three phase, totally enclosed
- 211 V*S Master encoder feedback kits 360-440 frame size

- 212 Feedback cable assembly with MS connector
- 212 Connector transition (patch) cables
- 213 Encoder feedback kits for IDM, IDNM and IDWNM motors
- 214 Constant velocity blower cooling conversion kits

DC motors and controls

- 215 DC motors key features
- 216 SCR drive fractional permanent magnet motor, TENV and TEFC, C-Face with base
- 217 Integral DC tach permanent magnet SCR drive motor
- 217 Explosion proof permanent magnet SCR drive motor
- 218 Washdown duty permanent magnet SCR drive motor
- 218 Paint free washdown duty permanent magnet SCR drive motor
- 219 Metric flange permanent magnet SCR drive motor
- 220 Low voltage permanent magnet motor
- 220 DC power motor
- 221 Shunt wound SCR drive motors
- 221 Shunt wound SCR drive motors, explosion proof
- 222 RPM III DC shunt wound SCR drive motors, 180V armature
- 222 RPM III DC shunt wound SCR drive motors, 240V armature
- 223 RPM III DC shunt wound SCR drive TEFC motors, 240V & 500V armature
- 224 RPM III wound field SCR drive DPG-FV motors, 240V & 500V armature
- 225 RPM III wound field SCR drive DPG motors, 240V & 500V armature
- 226 RPM III DC motor accessories and kits
- 228 SCR drive motor, shunt and stabilized shunt wound – DPFG
- 229 SCR drive motor, shunt and stabilized shunt wound – DPBV
- 229 SCR drive motor, 240V armature – 240V field shunt wound DPFG
- 230 Shunt wound SCR drive TEFC motors
- 230 Lifting magnet generators
- 231 Tach mounting kits and cooling blowers for DC integral Hp motors
- 232 Tach generators DC, AC and digital output
- 233 Field conversion tach mounting kits for permanent magnet and shunt wound motor
- 234 NEMA 1 enclosed DC controls for PMDC and shunt wound motors
- 234 DC control accessories
- 235 Chassis mount DC controls
- 236 Plug-in horsepower resistor and fuse kit
- 237 NEMA 4X DC control and accessories
- 238 Line regenerative DC controls and accessories
- 239 NEMA enclosed DC control specifications
- 240 Chassis mount DC control specifications

Table of contents

Motor accessories

- 241 C-Face kits for field conversion NEMA AC motor
- 243 C-Face kits for field conversion NEMA DC SCR drive motor
- 243 Double C-Face motor brake kits
- 244 Conduit box kits
- 245 D-Flange kits
- 245 Drain fitting kit
- 245 Drip covers for field conversion
- 246 Cast iron fan cover and conduit boxes for field conversion
- 247 Adjustable motor bases
- 248 Adjustable motor bases dimension diagrams
- 249 Conversion bases
- 249 Conversion bases dimension diagrams

Grinders

- 250 Industrial Grinders
- 253 Industrial Tool Grinders
- 254 Industrial Belt Sanders
- 254 Industrial Buffers
- 255 Big Red Grinders and accessories
- 256 Grinder Accessories
- 257 Grinder Wheels
- 258 Polishing Lathes and Chucks
- 258 Dust Collector Bags

Mod Express®

- 259 Motor Mod Express
- 299 ABB Motor Mod Express®
- 307 ABB ATEX Motor Mod Express

Product Index

- 314 Product Index

Information

Single phase

General purpose

Severe duty

Large AC

Washdown duty

Explosion proof

Pump

HVAC

Farm duty

Catalog notes

Customers have easy access to additional data and information by visiting new.abb.com/motor-generators or www.baldor.com.

- Local sales offices
- Authorized distributors
- Sales terms & conditions
- Freight policy
- Warranty information
- Authorized service centers
- Product literature
- Energy efficiency
- Performance data
- Connection diagrams
- Dimension sheets
- Installation manuals
- Renewal parts
- Customer product education

501 catalog notes:

Efficiencies – Efficiencies of all 60 Hz motor designs are listed as NEMA nominal at full load (Except the motors designed to meet the Small Motor Rule average efficiencies as specified by the DOE).

Full Load Amps (FLA) – For low voltage amps, double high voltage amps shown, excluding medium voltage amps for 2300/4000 voltage.

Motor bearings – Motors with ball bearings are suitable for coupled loads. If a load is belted, a roller bearing may be required, contact your local sales office if you have questions or need assistance.

Service factor – NEMA T-frames in TEFC construction have a service factor of 1.15 or greater except where noted. All NEMA U-frame TEFC motors (except explosion-proof) have NEMA open service factors. Fractional horsepower TEFC motors have NEMA open service factors. All Inverter Duty® and Vector Duty® AC motors have 1.0 Service Factors. All DC motors have 1.0 service factors.

Mounting holes – Most steel band and cast iron foot-mounted motors have dual mounting holes (143T-145T, 182T-184T, etc.)

F1/F2 – All Cast iron motors are built with symmetrical frames which may be converted from F1 to F2 by switching endplates and rotor from end-to-end except for L182T, L184T, L213T, L215T and L449T. TEFC 5000 and 5800 frame motors are field convertible from F1 to F2 via swingarm. For ODP 5000 and 5800 Frames, please check with factory for F-1/F-2 conversion. Frames with the “L” prefix have standard NEMA base and BA dimensions. Also applies to TC versions of these frame sizes.

SCR drive motors – Field Amps listed are for High Voltage Connections with motor at operating temperature.

Modified motors – Using stock motors, ABB can modify motors to fit a variety of applications in only 2 to 5 working days for most modifications. Please see the Mod Express section in this catalog for more information.

Custom motors – For information on motor designs and capabilities not found in this catalog, please contact your local sales office.

Summary of IP protection numbers

IP Protection – Baldor-Reliance® enclosures ⁽¹⁾

Open motor enclosures:

IP22 or 23 - Open drip proof AC or DC motors

Totally enclosed motor enclosures * :

IP44 - LV General purpose AC or DC motors **

IP54 - MV General purpose AC motors

IP55 - ABB IEC motors

Severe duty AC motors (ECP)

Crusher, Quarry & Dirty Duty motors

White Washdown & Paint-Free motors

IP56 - LV Motors meeting IEEE 841

Dirty Duty motors

Feather Picker motors

Stainless steel motors (non-encapsulated)

IP69 for Water -

SSE Stainless steel encapsulated motors

Notes:

(1) Codes are not included on stock motor nameplate as standard.

* Totally enclosed motors will meet IP protection level indicated when drain plugs and or T-drains are properly installed.

** IP54 when drain fitting kit #HA5027A03 is installed in the weep holes (48 thru 256T frame motors only)

	First # Protection Against Solid Objects	Second # Protection Against Liquids
IP Tests		0 No Protection
0 No Protection		1 Protection against vertical drops of water. (E.G. Condensation.)
1 Protection against solid objects up to 50 mm. (E.G. Accidental touch by hands.)		2 Protection against falling water up to 15 degrees from the vertical.
2 Protection against solid objects up to 12 mm. (E.G. Fingers)		3 Protection against falling water up to 60 degrees from the vertical.
3 Protection against solid objects over 2.5 mm. (E.G. Tools,Wires)		4 Protection against splashing water from all directions, limited ingress.
4 Protection against solid objects over 1 mm. (E.G. Tools, Wires, and Small Wires)		5 Protection against low pressure jets of water from all directions, limited ingress.
5 Protection against dust - limited ingress (No harmful deposits)		6 Protection against strong jets of water. (E.G. Use on ship decks, limited ingress.)
6 Totally protected against all dust.		7 Protection against immersion.
		8 Protection against submersion.
		9 Protection against high pressure, high temperature spray of water from all directions

Contact your local sales office for clarification, assistance or additional information on any Baldor-Reliance or ABB product. A listing of the offices can be found on baldor.com

Information

Single phase

General purpose

Severe duty

Large AC

Washdown duty

Explosion proof

Pump


HVAC


Farm duty

Approvals UL and CSA

Approvals for AC Motors, Explosion Proof, and DC Motors:

File #:	Description:	Description:
		182T - 449T Frames
	UL Listed Explosion Proof AC Motors	5008, 5010, 9540 Frames
E10822		140TY - 440TY Frames - Submersible Water-Sewer Pump motors
		182T - 286T Frames - Shaker Duty motors
	UL Listed Explosion Proof DC Motors	1811AT - 259AT Frames
		327AT - 3610A Frames
		408AT - 409AT Frames
E481231	UL Listed Fire Pump Motors	140 - 440 Frames, up to 400 Hp
E27506	UL Recognition for Thermally Protected motors	42 - 250 Frames - Subfractional thru 20 Hp motors
E37609	Special Explosion Proof conduit boxes	
E46145	UL Recognition for DC frames	42 - 184 Frames - Subfractional Motors and Gearmotors
	UL Recognition for NEMA frames	42 - 449 Frames
E54825	UL Recognition for AC frames	180 - 5800 Frames
		L180 - DL2814 Frames
	UL Recognition for DC frames	48 - 4013AT Frames
E6881	UL Listed Explosion Proof DC Motors	56 Frame
E6951	UL Listed Explosion Proof AC/DC Motors	48 - 449 Frames - Subfractional thru 300 Hp motors
EEV79350	CSAc-us EEV Certification (Energy Efficiency Verification)	1 - 500 Hp Motors
EEV78389		
LR19467	CSA Certified Explosion Proof (Division 1)	140TY - 440TY Frames
		180 - 449T Frames
	CSA c-us Certified Explosion Protected (Division 2)	180 - 449T Frames
LR22553	CSA Certification for Explosion Proof motors	48 - 215 Frames
	CSA c-us Certified Explosion Protected (Division 2)	56 - 364T Frames
LR2262	CSA Certification for DC frames	42 - 184 Frames
	CSA Certification for NEMA frames	42 - 449 Frames
	CSA c-us Certification for AC frames	L180 - DL2814 Frames - 32-1000 Hp
	CSA c-us Certification for DC frames	48 - 4013AT Frames - 5-500 Hp
LR40567	CSA c-us Certification for MG Sets	7MG - 80MG Frames - 15-150 Hp
	CSA c-us Certification for NEMA frames	140TY - 360TY Frames - Submersible and Immersible motors
LR46877	CSA c-us Certified Explosion Proof (Division 1)	L180 - L440 frames - TEPV Type X Purge Motors
	CSA c-us Certified Explosion Protected (Division 2)	L180 - DL2814 Frames
LR48703	CSA Certification for Explosion Proof motors	
LR52580	CSA Certification for AC frames	447T - 10840 Frames up to 7200 Volts
	CSA c-us Certification for DC frames	C4412 - B1610 Frames - 100-3000 Hp
LR53258	CSA c-us Certified Explosion Protected (Division 2)	447T - 9600 Frames up to 7200 Volts
LR60344	CSA c-us Certified Explosion Protected (Division 2)	447T - 10840 Frames up to 14000 Volts
LR63415	CSA Certification for Explosion Proof motors	
LR6451	CSA c-us Certification for AC frames	5800 - 10840 Frames - 1000-10000 Hp
LR6771	CSA Certified AC Division 1	
EEV78389	CSA EEV Certification (Energy Efficiency Verification)	1 - 500 Hp
LR7861	CSA c-us Certification for NEMA frames	180 - 449 Frames - 600 Hp max.
LR40567	CSA c-us Certification for NEMA frames	180 - 449 Frames - 600 Hp max.

 Motor Designs built at Athens, Gainesville and Kings Mountain Plants.

 Motor Designs built at Clarksville, Westville, Fort Smith, Ozark, and Columbus Plants.

 Motor Designs built at Athens, Gainesville, Westville, Fort Smith, Ozark, and Columbus Plants.

Department of Energy (DOE) Compliance Certification: CC 010A

Motors for use in Canada meet NRC Canadian Standards for Efficiency.

DC Tachometers

XPY tachometers are UL recognized, file number E109527 and CSA listed file number LR36841-5.

DC SCR Controls and Accessories

BC-series SCR controls are UL/cUL Listed, file number E114039.

Motors used outside of the United States

Use of motors outside of North America

ABB is capable of supplying a wide range of electric motors suitable for use throughout the world. Both NEMA and IEC designs are available in a wide range of voltages, frequencies, mountings and certifications.

Compliance is not only about a regulated efficiency level to comply with MEPS but in many countries the motors must be certified and show a specific marking or documentation to allow importation and use. Such certification may be testing for efficiency in approved labs within that country. Usually these tests are done by spec and not for a wide ranging family. To avoid later confusion, addressing compliance needs and certifications should be done during the quote process, not after.

Please feel free to contact your local sales office for assistance in determining what needs to be done to make your export motor compliant.

60 Hz motors marked with 50 Hz data

Certain motors may have secondary 50 Hz nameplate data either at rated or reduced output power. Since most motors in this CA501 catalog are designed as 230/460 V, 60 Hz, on 50 Hz many of these motors are rated as 190/380 V. The efficiency on such motors is usually lower on 50 Hz than on 60 Hz and may not be compliant in all countries. Just because these motors are 50 Hz, they may not be CE compliant.

Please feel free to contact your local sales office for assistance in determining what needs to be done to make your export motor compliant.

European Union (EU) – CE compliance

The EU ErP Directive, Regulation 640/2009 mandates 7.5 – 370 kW (10-500 Hp 2, 4, and 6-pole low voltage motors (up to 1000 V) sold for use in Europe should be marked with IE3 efficiency level as of January 1, 2015. As of January 1, 2017, motors from 0.75 – 370 kW (1-500 Hp) will need to be IE3. Additionally the motors need to have a CE mark. There is no formal registration process for motors sold for use in the EU.

IE2 motors are still allowed to be sold if used with an adjustable speed drive. Baldor-Reliance® motors have a sticker stating that it must be used with a drive. Again, the CE mark is required.

Intermittent duty (S2-S8), Brake motors, explosion-proof motors, 8-pole & slower and motors designed only for use with variable speed drives are exempt. Also motors with certain ambient and altitude marking may be exempt from EU regulations.

Note that specific motor construction and marking requirements beyond the motor efficiency level are required for CE compliance. These include nameplate markings, which IEC standards are referenced for compliance, earth ground symbol, IEC lead marking, half and three quarter efficiency levels (posted to literature or website), and more.

Please feel free to contact your local sales office for assistance in determining what needs to be done to make your export motor compliant.

UL and CSA explosion-proof classifications

CAUTION! Motors misapplied in hazardous environments can cause a fire or explosion resulting in destruction of property, serious injury or death. Only the end user or a qualified underwriter is to identify and select the proper class, group, division, and temperature code motor to meet the requirements of each installation. ABB personnel can advise what listings and approvals Baldor-Reliance® and ABB motors carry, but cannot evaluate nor recommend what motors may be suitable for use in hazardous environments.

- Hazardous Locations** — For details on area classification and equipment suitability please consult NFPA70™ National Electric Code® Articles 500-516.
 - Class I Group C — locations are those which contain flammable gas, vapor, combustible liquid produced vapor mixed with air that may burn or explode, either having a maximum experimental safe gap (MESG) value greater than 0.45 mm and less than or equal to 0.75mm or a minimum igniting current ratio (MIC ratio) greater than 0.40 and less than or equal to 0.80. Ethylene is a typical Group C gas. For other substances in this group, please consult NFPA 497.
 - Class I Group D — locations are those which contain flammable gas, vapor, combustible liquid produced vapor mixed with air that may burn or explode, either having a (MESG) value greater than 0.75 mm or a (MIC ratio) greater than 0.80. Propane is a typical Group D gas. For other substances in this group, please consult NFPA 497.
 - Class II Group E — locations with atmospheres containing combustible metal dusts such as aluminum, magnesium and their alloys or other combustible dusts with particle sizes and conductivity that present similar hazards. For other substances and guidance relative to this group, please consult NFPA 499.
 - Class II Group F — locations with atmospheres containing combustible carbonaceous dusts with more than 8% entrapped volatiles. Coal, carbon black, charcoal and coke dust are examples from this group. For other substances and guidance relative to this group, please consult NFPA 499.
 - Class II Group G — locations with atmospheres containing combustible dusts not included in Group E or F, including flour, grain, wood, plastic and chemicals. For other substances and guidance relative to this group, please consult NFPA 499.
- Class II Temperature Codes are typically the lower of either the ignition temperature of the combustible dust that is present or 165°C. Low surface temperature requirements (higher temperature codes) in Class II F&G require that over temperature protection be used.
 - Class II Explosion-proof motors rated 1 1/2 Hp or less have internally mounted automatic thermal overloads when indicated by suffix "A". Caution must be observed when applying these to machinery applications to prevent accidental injury should the thermal device automatically reset and restart the motor.
 - Class II Explosion-proof motors rated 1 Hp and larger without automatic thermal overloads have thermostats in the windings. These thermostats are pilot circuit devices to be connected to the magnetic starter circuit.
- Motors for use in Class I only locations may be provided without T-stats. In these cases, the T-Code is determined by the maximum external surface temperature of the motor enclosure at the point when the winding burns out. These motors have T-Codes T2A or T2B depending on design, and require special sacrificial insulation. Consult ABB for the acceptability of a requested T-code for specific designs. When motors for use in Division 1 areas (Class I and/or Class II) are provided with T-stats (Over temperature devices) the over-temperature protection must be utilized. If accepted by the AHJ (Authority Having Jurisdiction) other means of limiting the temperature may be utilized in the application. Such alternate protection means are the responsibility of the end user, and ABB does not accept any responsibility for them.
- Surface temperatures of Baldor-Reliance explosion-proof motors will not exceed the following UL and CSA maximums under fault conditions. The "T" Code identifies the maximum absolute motor surface temperature that will be developed under all conditions of operation.
 - Division 1 considers external surface temperature and includes overloads and locked rotor conditions.
 - Division 2 considers internal and external surface temperatures during normal operation.

Maximum surface temperature	US (NEC 500) CA (CEC Annex J)	US (NEC 505) CA (CEC Section 18)	Maximum surface temperature	US (NEC 500) CA (CEC Annex J)	US (NEC 505) CA (CEC Section 18)
450° C	T1	T1	180° C	T3A	-
300° C	T2	T2	165° C	T3B	-
280° C	T2A	-	160° C	T3C	-
260° C	T2B	-	135° C	T4	T4
230° C	T2C	-	120° C	T4A	-
215° C	T2D	-	100° C	T5	T5
200° C	T3	T3	85° C	T6	T6

- Stock Motors are not suitable for applications in temperatures below -25°C (-13°F). Custom motor designs available for applications in temperatures down to -60C. Contact your local Sales office for further information.
- All Baldor-Reliance explosion-proof motors are supplied with Explosion-Proof UL and CSA approved conduit boxes as standard.
- Baldor-Reliance AC explosion proof motors, are not approved for use on adjustable speed drives. Only Inverter Duty® explosion proof motors can be used. Custom explosion proof ratings available, contact your local sales office for more information.
- Baldor-Reliance Division 1 and Division 2 motors are certified for hazardous locations in the North American market, to the Class and Division system. When these motors also carry a CE mark, it is CE marked only for Electrical Safety, to the Low Voltage Directive, 2014/35/EU and has not been certified nor marked for the ATEX Directive, 2014/34/EU.

Baldor-Reliance Explosion Proof motors in this catalog use the following symbols to designate their Division 1, Class and Group certification capabilities. These assignments are for use with this version of the 501 catalog only.

XP Class & Group Symbol	Description
①	Class I, Group D
②	Class I, Group D, Class II, Group F & G
③	Class I, Group D, Class II, Group E, F & G
④	Class I, Group C & D
⑤	Class I, Group C & D, Class II, Group F & G

Abbreviations

The basic catalog number consists of a letter(s) prefix and several non-significant preceding numbers. A suffix letter(s) and/or number(s) may also be part of the catalog number. For example L3510 or L3510T. Following is a list of prefix and suffix definitions.

Motors Prefix

AEM	Automotive Motor, three phase	IDXM	Explosion proof inverter drive motor, TEFC
AFL	Aeration Fan Motor, single phase	IDXCM	Explosion proof inverter drive motor, TEFC, C-Face with base
AFM	Aeration Fan Motor, three phase	IM	Irrigation drive motor
ANFL	Auger Fan Motor, single phase	IR	Instant reversing single phase farm motor
AOM	Air Over Motor, three phase	J	56J stainless steel threaded shaft with drip cover/jet pump
AP	Subfractional Hp, PM motor	JM	JM pump shaft and face
B	Brake motor	JP	JP pump shaft & face with base/close-coupled pump
BN	Brake motor, TENV enclosure	JPM	JP pump shaft and face with base, three phase/close-coupled pump
BTG	Tachometer generator	JS	Square flange pump mount motors with threaded shaft
C	NEMA C-Face with base	K	Model 34 diameter motor with 56 C-Face, less base
CD	Wound field DC motor NEMA C-Face with base	L	Single phase motor
CDMG	Lifting magnet generator, C-Face	M	Three phase motor
CDP	PM SCR drive motor	MM	Metric dimension motor with base
CDPSWD	Paint free washdown PM SCR drive motor C-Face with base	MP	Metering pump motor, three phase
CDPT	PM SCR drive motor with integral tachometer	MVM	Metric dimension motor, flange mount less base, three phase
CDPWD	Washdown PM SCR drive motor NEMA C-Face with base	N	Totally enclosed non-ventilated motor
CDPX	Explosion proof PM SCR drive motor C-Face with base	PCL	Pressure washer motor, C-Face with base, single phase
CDX	Explosion proof wound Field DC motor, NEMA C-Face	PFTG	Tachometer generator foot mount
CEL	Super-E [®] premium efficient motor, single phase, C-Face	PL	Pressure washer motor, single phase
CEM	Super-E premium efficient motor, three phase, C-Face	PSC	Permanent split capacitor motor
CFC	Condenser fan motor, permanent split capacitor	PTG	Tachometer generator
CFM	Condenser fan motor, three phase	R	Repulsion-start induction-run motor
CHC	Direct drive fan motor, permanent split capacitor	RBM	High cycle brake motor, three phase
CHL	Direct drive fan motor, single phase	RHM	Definite purpose HVAC motors, three phase
CHM	Direct drive fan motor, three phase	RL	Resilient base motor (cradle mount), single phase
CJWDM	Washdown jet pump, three phase, foot mounted	RM	Resilient base motor (cradle mount), three phase
CP	Severe duty motor	SPM	Synchronous permanent magnet motor
CR	Crusher duty motor	SSEWDM	All stainless encapsulated Super-E washdown motor, three phase
CSC	Checkout stand motor	SSWDM	All stainless washdown, three phase
CTM	Cooling tower motor, three phase	SWDM	Paint free washdown duty motor, three phase
CDM	Dirty Duty - three phase, C-Face	UCC	Universal crop dryer motor, permanent split capacitor, open air over
D	Wound field DC motor	UCCE	Universal crop dryer motor, permanent split capacitor, TEAO
DDC	Direct drive, indoor blower motor, permanent split capacitor	UCL	Grain dryer/vane axial fan, single phase, open air over
DEL	Dairy/vacuum pump motor, single phase	UCLE	Grain dryer/vane axial fan, single phase, TEAO
DM	Dirty Duty - three phase	UCM	Grain dryer/vane axial fan, three phase, open air over
E	Super-E premium efficient motor	UCME	Grain dryer/vane axial fan, three phase, TEAO
ECP	Super-E Severe duty motor	UH	Unit handling motor
ECP6	IEEE 661 motor	UHM	Unit handling motor, three phase
ECP8	IEEE 841 motor	V	NEMA C-Face less base
ENCP	Super-E severe duty motor, TENV	V2L	Two compartment jet pump motor C-Face less base, single phase
ENCP8	IEEE 841 motor, TENV	VEM	Super-E premium efficient motor, three phase, C-Face, less base
F	TEFC motor (when special)	VHECP	Super-E vertical pump motor, severe duty - normal thrust
FDL	Farm duty motor, single phase	VHM	Vertical pump motor - normal thrust, three phase
FDEM	Farm duty motor, three phase, premium efficient, standard NEMA frame	VLCP	Vertical pump motor, severe duty - medium thrust
FLT	Filter kit	VP	PM SCR drive motor with metric flange or C-Face
FM	F-2 mounted motor	VPCP	Vertical pump motor, severe duty - high thrust
FP	Fire pump motor	WC	West coast fit TCZ
FSWDM	All stainless steel food safe washdown motor, three phase	WD	Washdown duty motor
FSWDL	All stainless steel food safe washdown motor, single phase	WDBM	Washdown brake motor, three phase
FVB	Blower kit	YPC	Yoke pedestal fan motor, permanent split capacitor
FWDM	Washdown duty motor, TEFC, three phase	ZDBRPM	RPMAC vector drive motor - laminated frame, TEBC
GD	Grain dryer centrifugal fan motor	ZDFRPM	RPMAC vector drive motor - laminated frame, TEFC
GSL	Grain stirring motor, single phase	ZDM	Vector drive motor, TEBC
HFM	HVAC duty, F-2 mounted connection box, three phase	ZDNM	Vector drive motor, TENV
HIC	Incubator/hatchery vent fan motor, permanent split capacitor	ZDNRPM	RPMAC vector drive motor - laminated frame, TENV
HM	HVAC duty motor, three phase	ZDPM	RPMAC permanent magnet rotor - laminated frame
HPM	Hydraulic pump motor, three phase	ZDVSCP	VS Master severe duty vector drive motor
IDBRPM	RPMAC inverter drive motor - laminated frame, TEBC	ZDVSM	VS Master vector drive motor
IDCSWDM	Inverter drive motor, paint free washdown, C-Face with base	ZDVSNCP	VS Master severe duty vector drive motor, TENV
IDDRPM	RPMAC inverter drive motor - laminated frame, DPG-FV	ZDVSNM	VS Master vector drive motor, TENV
IDFRPM	RPMAC inverter drive motor - laminated frame, TEFC	ZDWNM	Washdown vector drive motor, TENV
IDM	Inverter drive motor, TEBC	ZDVSNM	VS Master vector drive motor, TENV
IDNM	Inverter drive motor, TENV	ZDWNM	Washdown vector drive motor, TENV
IDNRPM	RPMAC inverter drive motor - laminated frame, TENV		
IDVSM	VS Master inverter drive motor		
IDVSNM	VS Master inverter drive motor, TENV		
IDVSWDM	Inverter drive motor, paint free washdown, C-Face less base		
IDWNM	Washdown inverter drive motor, TENV		

Abbreviations

Kits & Accessories Prefix

BLW	Blower kit
BU	Bushing kit
CBL	Cable assembly
CC	Corrective capacitor bank
EN	Encoder kit
FCD	Drip cover kit
FFC	Fan cover/conduit box Kit
FL	Flange kit
RBT	Roller bearing conversion kit
RES	Resolver feedback kit
TK	Tachometer mounting kit

Motors Suffix

/35	Full 140 frame band diameter
/36	Full 180 frame band diameter
-2	120/240V field
-2/4	200/400 volt winding
-4	460 volt winding
-5	575 volt winding
-8	200 volt winding
-9	NEMA Design C high torque winding
-12	12 leads
-50	Wound for 50 hertz service
-57	230/380-415 volt winding
-58	380-415 Volt Y-start/delta-run
-277	277 volt winding
-2340	2300/4000 volt winding
-AP	Aluminum process performance
-PP	Cast iron process performance
-BG	Baldor-Reliance® shaft ground motor
-BV	Blower vented
-C	Listing includes Class I, Group C
-CI	Cast iron frame

Motors Suffix (continued)


-D	Dodge D-series brake
-DI	Dings Brake
-E	Encapsulated windings
-EX1	Ex nA
-EX2	Ex d
-EX3	Ex de
-G	Aegis shaft ground motor
-I	Explosion-proof, 1.15 service factor
-NL	Non linear - for VFD use
-P	Partial AC motor excludes pulley endplate
-S	Dodge short-series brake
-TP	Refrigerator fan motor
A	Automatic thermal overload
C	IEC frame B14 face mount
D	IEC frame B5 flange mount
E	New electrical design
L	Long shafted motor with ball bearings that may be converted to have D.E. roller bearing.
LR	Long shafted motor with D.E. roller bearing that may be converted to ball bearings.
M	Manual thermal overload
P	Wound field DC motor NEMA "AT" frame
S	Motor has a short shaft for coupled loads
T	NEMA "T" frame dimensions
TP	Feather picker motor
TR	NEMA "T" frame - roller bearing
TS	NEMA "T" frame - short shaft
Y	Special mounting dimension

Grinders Suffix

D	Deluxe
E	Exhaust guards
W	Wide design

Single and three phase general purpose motors

Single phase and three phase general purpose motors are designed to meet or exceed the energy efficiency requirements of the United States, Canada and Mexico for general purpose industrial motors, while delivering high starting torque, overload capability and superior reliability. The extensive line of General Purpose motors are available in a wide variety of enclosure construction from industrial steel band open designs where water and dust exposure is moderate, to totally enclosed cast iron designs where exposure to water, dust and corrosives exists. Super-E® motors provide NEMA Premium efficiency and are Inverter ready with wide variable torque speed ranges as standard. For motors with features outside the capabilities below, please contact your sales representative.



Key features:

- Baldor-Reliance® motors meet or exceed all efficiency requirements for US, Canada and Mexico regulations
- Suitable for inverter use per NEMA MG1 Part 31.4.4.2
- Designed for longevity with a 3 year warranty on premium efficient Super-E® motors

1/12 - 1500 Horsepower

General Purpose product line		Totally Enclosed (single phase)	Open (single phase)	Totally Enclosed (three phase)	Open (three phase)
NEMA frame	Frame size range for stock products	42-250T	48-210T	42-500	48-449T
Hp	Horsepower NEMA	1/12 - 15	1/6 - 10	1/8 - 400	1/4 - 450
	Horsepower Large AC	-	-	350 - 1500	-
Voltage 60 Hz	115/208-230 or 115/230 volts	S	S	-	-
	200 volts	-	-	S	S
	230/460 volts	-	-	S	S
	460 volts	-	-	S	S
	575 volts	-	-	S	S
Speed	Speed (60 Hz)	3600, 1800 or 1200 RPM	3600, 1800 or 1200 RPM	3600, 1800, 1200 or 900 RPM	3600, 1800, 1200 or 900 RPM
	Electrical Features				
Efficiency	Baldor-Reliance motors meet or exceed all efficiency requirements for US, Canada and Mexico regulations	S	S	S	S
Torque	NEMA Design B torques (most ratings)	S	S	S	S
Service factor & temp. rise	1.15 service factor – continuous (most ratings)	S	S	S	S
	Class F insulation with Class B rise @ 1.0 service factor	S	S	S	S
Inverter ready	Super E® – meets NEMA MG1 Part 31.4.4.2	-	-	S	S
Electrical connection	6 Lead dual voltage connection	S	S	-	-
	9 Lead dual voltage connection	-	-	S	S
	12 Lead wye delta connection	-	-	S	S
Mechanical Features					
IP code	IP22 ingress protection	-	S	-	S
	IP44 ingress protection	S	-	S	-
	IP54 ingress protection (ABB NXR Series are IP54 as standard)	A	-	A/S	-
Frame	Heavy gauge steel frame	S	S	S	S
	Cast iron frame	A	-	S	A
	Lifting provisions positioned for easy handling in the application (motors over 70 Lbs)	S	S	S	S
Bearings	High performance ball bearings designs	S	S	S	S
	Roller bearing design -TR suffix	-	-	S	A
Lubrication	Super-premium Mobil Polyrex™ EM Series grease	S	S	S	S
	Cast aluminum	S	S	S	S
Conduit box	Gasketed cast aluminum	S	-	S	A
	Gasketed cast iron frame	-	-	S	A
Nameplate	Laser etched nameplate with highly legible font	S	S	S	S
	50 Hz stamping (2, 4, 6 pole 1-125 Hp) on Super E® motors	A	A	S	A
Other Key Features					
Warranty	Warranty - in number of months from manufacture (NEMA Premium Super E®)	36	36	36	36
	Warranty - in number of months from manufacture	18	18	18	18

S = Standard A = Available through Mod Express or as custom

For more information visit baldor.com or new.abb.com/motors-generators

Single phase, TEFC, foot mounted

1/12 thru 15 Hp

IP44*



Features:

- Low noise vibration dampening base
- Dynamically balanced rotor to increase bearing life
- Superior switch design provides optimized torque profiles
- Robust heavy gauge steel design

Applications:

- Air handling
- Material handling
- Machine tools
- Conveyors
- Pumps
- Fans

Hp	RPM	NEMA Frame	Catalog Number	List Price	Mult. Sym.	"C" Dim.	Aprx. Wt. (lb)	Full Load Efficiency	Voltage	Full Load Amps	Notes (a)
1/12	1800	42	L3351	319	K	9.56	15	44	115/230	1	3, 30
	3600	42	L3352	326	K	9.56	15	45	115/230	1.3	3, 30
1/8	1800	42	L3353	332	K	9.56	16	47	115/230	1.6	3, 30
	3600	42	L3354	342	K	9.56	16	52	115/230	1.6	3, 30
1/6	1800	42	L3355	362	K	9.56	18	51	115/230	1.8	3, 30
		48	L3400	361	K	10.72	18	49	115/230	1.9	3, 30
	1200	48	L3401	508	K	10.72	23	47	115/230	2.3	3, 30
1/4	3600	42	L3356	366	K	9.56	18	57	115/230	2	3, 30
		48	EL3403	452	K	11.35	24	74	115/230	1.3	1, 13, 65
		48	L3403	370	K	10.72	20	55	115/230	2.5	3, 30
	1200	48	L3403M	424	K	10.72	11	55	115/230	2.5	3, 30
		48	L3404	541	K	11.34	25	48	115/230	3.2	3, 30
		56	L3500	568	K	12.25	30	52.5	115/230	2.6	3, 30
1/3	3600	48	EL3405	433	K	11.35	27	72	115/208-230	1.6	1, 13, 65
		48	L3405	337	K	10.72	21	55	115/208-230	3	3
		48	L3406	393	K	10.72	22	60	115/230	3	3, 30
	1800	48	L3406M	446	K	10.72	22	60	115/230	3	3, 30
		56	EL3501	499	K	11.97	27	77	115/230	1.6	1, 13, 65
		56	L3501	380	K	11.34	22	60	115/230	3	3, 30
1/2	1200	56	L3501M	446	K	11.34	22	60	115/230	3	3, 30
		48	L3407	595	K	11.34	27	54	115/230	3.7	3, 30
		56	L3502	595	K	11.97	28	54	115/230	3.7	3, 30
	3600	48	L3408	381	K	10.73	22	66	115/230	3.5	3, 30
		56	EL3503	490	K	11.97	23	68	115/230	2.5	12, 65
		56	L3503	381	K	11.35	23	66	115/230	3.5	3, 30
3/4	1200	48	L3409	436	K	11.34	26	68	115/230	3.7	3, 30
		48	L3409M	524	K	11.34	26	68	115/230	3.7	3, 30
		56	EL3504	589	K	11.97	30	78.5	115/230	2.3	1, 12, 65
	3600	56	L3504	446	K	11.35	27	68	115/230	3.7	3, 30
		56	L3504A	533	K	11.97	27	68	115/230	3.7	3, 30
		56	L3504M	524	K	11.97	27	68	115/230	3.7	3, 30
15	1200	56/56H	L3505	843	K	12.91	43	62.5	115/230	3.9	3, 30, 36
		56	EL3506	551	K	11.97	29	72	115/230	3.9	12, 65
		56	L3506	429	K	11.97	28	66	115/230	4.8	3, 30
	3600	56	EL3507	716	K	13.25	44	82.5	115/208-230	3.2	1, 12, 65
		56	L3507	513	K	12.47	33	72	115/230	4.2	30, 65
		56	L3507A	643	K	12.47	35	74	115/230	4.1	30, 65
1200	56	L3507M	615	K	12.47	33	74	115/230	4.1	30, 65	
	56/56H	L3508	976	K	12.93	44	73.5	115/230	3.9	2, 30, 36, 65	
	143T	L3508T	960	L1	13.29	46	73.5	115/230	3.9	2, 30, 65	

(a) See notes on inside back flap.

*IP54 when Drain Fitting Kit #HA5027A03 is installed in the weep holes (48 thru 256T frame motors only)

Product family code: GE1

Single phase, TEFC, foot mounted

Hp	RPM	NEMA Frame	Catalog Number	List Price	Mult. Sym.	"C" Dim.	Aprx. Wt. (lb)	Full Load Efficiency	Voltage	Full Load Amps	Notes (a)	
1	3600	56/56H	EL3509	636	K	12.93	38	74	115/208-230	4.7	12, 65	
		56/56H	L3509	497	K	12.93	37	68	115/230	5.9	3, 30, 36	
		56/56H	L3509M	562	K	12.93	40	66	115/230	6	3, 36	
	1800	56/56H	L3510A	723	K	12.91	40	67	115/230	6.5	3, 30, 36	
		56/56H	L3510M	698	K	12.93	38	67	115/230	6.5	3, 30, 36	
		56/56H	EL3510	823	K	13.81	45	82.5	115/230	4.3	1, 36, 65	
		56/56H	L3510	582	K	12.93	41	68	115/230	6.4	3, 30, 36	
		143T	L3510T	594	L1	13.29	39	68	115/230	6.4	3, 30	
		143T	L3510TM	698	L1	13.31	40	67	115/230	6.5	3, 30	
		56/56H	L3513	666	K	12.93	41	70	115/230	8	3, 30, 36	
11/2	3600	56/56H	L3513M	762	K	12.91	46	70	115/230	7.5	2, 3, 36	
		143T	L3513T	653	L1	13.31	43	70	115/230	8	3, 30	
		56/56H	L3514	672	K	13.81	49	80	115/230	6.2	30, 36, 65	
	1800	56/56H	L3514A	857	K	13.81	48	75.5	115/230	8	2, 36, 65	
		56/56H	L3514M	788	K	13.81	51	75.5	115/208-230	8	2, 36, 65	
		56/56H	EL3514	937	K	15.18	58	84	115/230	6.3	1, 36, 65	
		145T	EL3514T	937	L1	15.55	58	84	115/230	6.3	1, 65	
		145T	L3514T	682	L1	13.30	44	78.5	115/208-230	7	65	
		145T	L3514TM	788	L1	14.17	49	75.5	115/208-230	8	2, 65	
		1200	184T	L3613T	1782	L1	16.56	77	73	115/230	8.2	1, 30, 65
2	3600	56/56H	L3515	850	K	13.79	52	74	115/230	11.5	1, 3, 30, 36	
		56/56H	L3515M	890	K	13.79	52	74	115/230	11.5	2, 3, 36	
		145T	L3515T	857	L1	14.19	52	74	115/230	11.5	1, 3, 30	
	1800	145T	EL3515T	1099	L1	14.18	65	77	115/208-230	8.3	1, 65	
		56HZ	L3516TM	1122	K	13.31	46	82.5	208-230	8.1	1, 57	
		145T	L3516T	1089	L1	14.17	51	78.5	115/230	8.8	1, 65	
		182T	L3605T	973	L1	16.56	68	75.5	115/230	11.5	3, 30	
		182T	L3605TM	1187	L1	16.56	73	75	115/230	11	2, 3	
		182T	EL3605T	1281	L1	16.56	66	82.5	115/230	8.8	1, 65	
		182T	EL3606T	1196	L1	16.56	79	82	115/230	12.4	2, 65	
3	3600	182T	L3606T	1005	L1	16.56	74	76	115/230	14.5	1, 3, 30	
		184T	EL3609T	1495	L1	18.06	89	85.5	230	11.8	1, 65	
		184T	L3609T	1145	L1	16.56	80	78	115/230	14	2, 20, 30, 65	
	1800	184T	L3609TM	1239	L1	16.54	79	78	115/230	14.5	2, 20	
		184T	EL3608T	1648	L1	18.06	91	85	230	19.4	2, 20, 65	
		184T	L3608T	1382	L1	18.06	88	83	230	19.5	2, 20, 65	
		184T	L3608TM	1426	L1	18.05	89	83	230	19.5	2, 20	
		184T	EL3612T	1783	L1	18.06	97	86.5	230	19.1	2, 20, 65	
		184T	L3612TM	1440	L1	18.05	100	80	230	23	2, 20	
		213T	L3708T	1367	L1	19.02	116	84	230	20.5	1, 30, 65	
5	3600	213T	L3708TM	1605	L1	19.02	135	82	230	21.5	2, 65	
		213T	L3709T	1780	L1	17.89	123	83	230	33	2, 30, 65	
		1800	215T	L3710T	1805	L1	19.02	134	86.5	230	29	2, 20, 30, 65
	7 1/2	3600	215T	L3711T	2182	L1	19.02	148	82	230	40	2, 20, 65
		1800	215T	L3712T	2215	L1	20.52	158	86.5	230	38	2, 20, 65
		254T	L1177T	6308	L1	23.28	323	86.5	230	60	2, 20, 65	
	10	1800	256T	L3912T	5665	L1	24.56	303	86.5	208-230	58	

(a) See notes on inside back flap.

Product family code: GE1

■ Cast iron frame

*IP54 when Drain Fitting Kit #HA5027A03 is installed in the weep holes (48 thru 256T frame motors only)

Information

Single phase

General purpose

Severe duty

Large AC

Washdown duty

Explosion proof

Pump

HVAC

Farm duty

Single phase, TEFC, C-Face

1/6 thru 10 Hp

IP44*



Features:

- Locked DE bearing to allow mounting in any configuration
- Low noise vibration dampening base
- Dynamically balanced rotor to increase bearing life
- Superior switch design provides optimized torque profiles
- Robust heavy gauge steel design

Applications:

- Gear reducers
- Material handling
- Machine tools
- Conveyors
- Pumps
- Fans

Hp	RPM	NEMA Frame	Catalog Number	List Price	Mult. Sym.	"C" Dim.	Aprx. Wt. (lb)	Full Load Efficiency	Voltage	Full Load Amps	Notes (a)
C-Face, foot mounted											
1/4	1800	56C	CL3403	391	K	11.35	20	55	115/230	2.5	3
	3600	56C	CL3405	390	K	11.35	21	55	115/208-230	3	3
1/3	1800	56C	CL3501	408	K	11.35	23	60	115/230	3	3, 30
	3600	56C	CL3503	409	K	11.35	23	66	115/230	3.5	3, 30
1/2	1800	56C	CL3504	477	K	11.35	28	68	115/230	3.7	3, 30
	3600	56C	CL3506	455	K	11.97	29	66	115/230	4.8	3, 30
3/4	1800	56C	CL3507	569	K	12.47	34	72	115/230	4.2	30, 65
	3600	56C	CL3509	526	K	12.25	36	68	115/230	5.9	3, 30
1	1800	56C	CL3510	642	K	13.25	40	68	115/230	6.4	3, 30
	3600	56C	CL3513	681	K	13.25	46	70	115/230	7.5	3, 30
11/2	1800	56C	CL3514	762	K	14.12	51	80	115/230	6.2	30, 65
	3600	56C	CL3515	878	K	14.12	50	74	115/230	11.5	1, 3, 30
		145TC	CL3515T	885	L1	14.19	53	74	115/230	11.5	1, 3, 30
2	1800	145TC	CL3516TM	1131	L1	14.16	53	82.5	208-230	7.9	1
	3600	184TC	CL3619TM	1471	L1	16.54	81	81.5	230	13.2	2, 20
3	1800	184TC	CL3608TM	1594	L1	18.05	92	83	230	19.5	2, 20
	3600	184TC	CL3612TM	1542	L1	18.05	102	80	230	23	2, 20
5	1800	184TC	CL3711T	2590	L1	19.75	167	82	230	40	2, 20
	3600	215TC	CL3712T	2621	L1	21.25	171	86.5	230	38	2, 20
C-Face, footless											
1/6	1800	56C	KL3400	380	K	11.35	19	49	115/230	1.9	3, 30
	1200	56C	KL3401	532	K	11.35	24	47	115/230	2.3	3, 30
1/4	1800	56C	KL3403	391	K	11.35	20	55	115/230	2.5	3, 30
	3600	56C	KL3405	361	K	11.35	24	55	115/208-230	3	3
1/3	1800	56C	VL3501	400	K	11.35	22	60	115/230	3	3, 30
	3600	56C	VL3503	405	K	11.35	23	66	115/230	3.5	3, 30
1/2	1800	56C	VL3504	468	K	11.35	27	68	110/220	3.7	3, 30
	1200	56C	VL3505	866	K	13.25	43	62.5	115/230	3.9	3, 30
3/4	3600	56C	VL3506	450	K	11.97	29	66	115/230	4.8	3, 30
	1800	56C	VL3506A	497	K	11.97	28	66	115/230	4.8	3
		56C	VL3507	536	K	12.47	33	72	115/230	4.2	1, 30, 65
1	1200	56C	VL3508	996	K	13.25	44	73.5	115/230	3.9	2, 30, 65
	3600	56C	VL3509	518	K	12.25	36	68	115/230	5.9	3, 30
	56C	VL3509A	566	K	13.25	41	66	110/220	6	3	
11/2	1800	56C	VL3510	614	K	13.25	40	68	115/230	6.4	3, 30
	143TC	VL3510T	614	L1	13.29	44	68	115/230	6.4	3, 30	
2	3600	56C	VL3513	673	K	13.25	40	70	115/230	8	3, 30
	143TC	VL3513T	715	L1	13.31	41	70	115/230	8	3, 30	
	1800	56C	VL3514	696	K	14.12	48	80	115/230	6.2	30, 65
3	145TC	VL3514T	704	L1	14.17	50	80	115/230	6.2	30, 65	
	3600	56C	VL3515	862	K	14.12	50	74	115/230	11.5	1, 3, 30
	145TC	VL3515T	878	L1	14.19	51	74	115/230	11.5	1, 3, 30	
Farm duty	1800	182TC	VL3605T	1244	L1	16.55	66	75.5	115/230	11.5	3, 30
	3600	182TC	VL3606T	1388	L1	16.55	73	76	115/230	14.5	1, 3, 30
3	1800	184TC	VL3609T	1469	L1	16.55	79	78	115/230	14	2, 20, 30, 65

(a) See notes on inside back flap. *IP54 when Drain Fitting Kit #HA5027A03 is installed in the weep holes (48 thru 256T frame motors only)

Product family code: GE1

Single phase, ODP, foot mounted

1/6 thru 10 Hp

IP22



Features:

- Low noise vibration dampening base
- Dynamically balanced rotor to increase bearing life
- Superior switch design provides optimized torque profiles
- Robust heavy gauge steel design
- Optimized airflow design providing higher horse power in a smaller package

Applications:

- Air handling
- Material handling
- Machine tools
- Conveyors
- Pumps
- Fans

Hp	RPM	NEMA Frame	Catalog Number	List Price	Mult. Sym.	"C" Dim.	Aprx. Wt. (lb)	Full Load Efficiency	Voltage	Full Load Amps	Notes (a)
1/6	1800	48	L1200	300	K	9.13	18	49	115/230	1.9	30
	1200	48	L1201	460	K	9.38	23	47	115/230	2.3	30
1/4	1800	48	EL11203	412	K	9.76	19	68.5	115/230	1.3	15
	1200	48	EL11204	491	K	9.76	25	64	115/230	1.5	15
		56	EL11300	511	K	10.13	25	64	115/230	1.5	15
	3600	48	EL11205	435	K	9.76	24	70.5	115/230	1.5	15
1/3	1800	48	EL11206	443	K	9.76	27	72.4	115/230	1.7	15
		56	EL11301	443	K	10.13	27	72.4	115/230	1.7	15
	1200	48	EL11207	524	K	9.76	27	68	115/230	1.9	15
		56	EL11302	524	K	10.13	30	68	115/230	1.9	15
1/2	3600	48	EL11208	463	K	9.76	24	72.4	115/230	2.5	15
		56	EL11303	463	K	10.13	24	72.4	115/230	2.5	15
	1800	48	EL11209	497	K	10.63	32	76.2	115/230	2.4	15
		56H	EL11304	497	K	11.00	32	76.2	115/230	2.4	15
3/4	1200	56H	EL11305	787	K	11.75	46	76.2	115/230	2.2	15
		3600	56H	EL11306	484	K	11.00	39	76.2	115/230	3.3
	1800	56H	EL11307	592	K	12.07	39	81.8	115/230	3.5	15
		1200	56H	EL11308	886	K	12.62	47	80.2	115/230	3.1
1	3600	56H	EL11309	568	K	12.07	43	82	115/230	3.9	15
		56H	EL11318	682	K	11.75	44	82.6	115/230	4.2	15
		56H	EL11318M	708	K	11.75	44	82.6	115/230	4.5	15
		143T	L1318T	604	L1	12.12	43	67	115/230	6.2	30
	1800	143T	L1318TM	630	L1	12.12	42	67	115/230	6.2	2
		56H	EL11313	645	K	12.62	52	82	115/230	5.9	15
11/2	3600	56H	EL11313A	672	K	12.62	52	82	115/230	5.9	15
		143T	L1313T	572	L1	11.12	36	70	115/230	8.9	30
		56H	EL11319	812	K	14.00	59	83.8	115/230	6.2	15
	1800	145T	EL1319T	902	L1	13.00	50	85.5	115/208-230	6.3	1,65
		145T	L1319T	644	L1	12.12	42	68	115/230	9	30
		145T	L1321T	773	L1	13.00	49	70	115/230	10.5	30
2	3600	145T	L1321TM	839	L1	13.00	48	70	115/208-230	10.5	
		56H	EL11317	713	K	14.00	66	82.9	115/230	7.8	15
		56H	EL11317A	740	K	14.00	66	82.9	115/230	7.8	15
	1800	145T	L1320T	815	L1	12.12	46	71	115/230	11.5	30,65
		145T	L1322T	788	L1	13.00	49	75.5	115/208-230	10.2	65
		145T	L1322TM	858	L1	13.00	45	78.5	115/230	9.2	65
182T	EL1405T	1091	L1	15.87	65	82.5	115/230	8.8	1,65		
	L1405T	809	L1	15.00	66	71	115/230	12	30		

(a) See notes on inside back flap.

Product family code: GO1

Information

Single phase

General purpose

Severe duty

Large AC

Washdown duty

Explosion proof

Pump

HVAC

Farm duty

Single phase, ODP, foot mounted

Hp	RPM	NEMA Frame	Catalog Number	List Price	Mult. Sym.	"C" Dim.	Aprx. Wt. (lb)	Full Load Efficiency	Voltage	Full Load Amps	Notes (a)
3	3600	182T	EL1406T	1149	L1	15.00	70	81	115/230	12.3	65
		182T	L1406T	927	L1	15.00	65	78	115/230	14	30
	1800	184T	EL1408T	1142	L1	16.50	81	85.5	208-230	11.2	1, 65
		184T	L1408T	876	L1	15.00	76	78	115/230	16	30, 65
		184T	L1408TM	1030	L1	15.00	74	78	115/230	16	
5	3600	184T	EL1409T	1364	L1	15.00	79	81.5	230	20	65
		184T	L1409T	1103	L1	15.00	79	75	230	23	30
	1800	184T	EL1410T	1304	L1	18.00	97	86.5	230	19.1	1, 65
		184T	L1410T	1035	LS	16.50	81	82.5	230	23	1, 30, 65
		184T	L1410TM	1253	L1	16.50	85	82.5	230	23	1, 30
184T		L1430T	950	L1	16.55	78	84	230	20.6	1, 30, 65	
184T		L1430TM	1253	L1	16.55	82	80	230	24	1, 30, 65	
7 1/2	3600	213T	L1508T	1367	L1	16.32	108	77	230	27	
	3600	213T	L1509T	1704	L1	18.37	94	82.5	230	30	1, 30, 65
10	1800	215T	L1510T	1483	L1	17.45	134	85.5	230	31	30, 65
	3600	215T	L1511T	2149	L1	17.45	131	83	230	46	1, 30
	1800	215T	L1512T	2164	L1	17.45	132	85.5	230	39	2, 65

(a) See notes on inside back flap.

Product family code: GO1

Information

Single phase

General purpose

Severe duty

Large AC

Washdown duty

Explosion proof

Pump

HVAC

Farm duty

Single phase, ODP, C-Face

1/6 thru 5 Hp

IP22



Features:

- Locked DE bearing to allow mounting in any configuration
- Low noise vibration dampening base
- Dynamically balanced rotor to increase bearing life
- Superior switch design provides optimized torque profiles
- Robust heavy gauge steel design
- Optimized airflow design providing higher horse power in a smaller package

Applications:

- Gear reducers
- Material handling
- Machine tools
- Conveyors
- Pumps
- Fans

Hp	RPM	NEMA Frame	Catalog Number	List Price	Mult. Sym.	"C" Dim.	Aprx. Wt. (lb)	Full Load Efficiency	Voltage	Full Load Amps	Notes (a)
C-Face, Foot Mounted											
1/3	1800	56C	CEL11301	473	K	10.74	27	72.4	115/230	1.7	15
	3600	56C	CEL11303	493	K	10.74	24	72.4	115/230	2.5	15
1/2	1800	56C	CEL11304	527	K	11.62	32	76.2	115/230	2.4	15
	3600	56C	CEL11307	622	K	12.06	39	81.8	115/230	3.5	15
3/4	1800	56C	CEL11310	712	K	12.06	44	82.6	115/230	4.2	15
1	1800	184TC	CL1408TM	1088	L1	14.99	80	78	115/230	16	
5	1800	184TC	CL1410TM	1312	L1	16.49	88	82.5	230	23	1, 30
C-Face, Footless, Drip Cover											
1/6	1800	56C	KL1200	322	K	11.22	19	49	115/230	1.9	30
1/4	1800	56C	KEL11203	442	K	11.85	22	68.5	115/230	1.3	15
	3600	56C	KEL11205	465	K	11.85	24	70.5	115/230	1.5	15
1/3	3600	56C	VL1205A	315	K	11.32	23	54	115/230	3.5	
	1800	56C	VEL11301	473	K	11.85	27	72.4	115/230	1.7	15
		56C	VL1301A	379	K	11.32	22	60	115/230	3	30, 96
1/2	3600	56C	VEL11303	493	K	11.85	24	72.4	115/230	2.5	15
		56C	VL1303A	363	K	12.00	26	66	115/230	3.7	
	1800	56C	VEL11304	527	K	12.73	32	76.2	115/230	2.4	15
		56C	VL1304A	452	K	11.57	25	62	115/230	4.2	30, 96
		56C	VEL11305	817	K	13.24	42	76.2	115/230	2.2	15
3/4	3600	56C	VEL11306	514	K	14.04	39	76.2	115/230	3.3	15
		56C	VL1306A	432	K	12.88	30	69	115/230	5.5	
	1800	56C	VEL11307	622	K	13.22	44	81.8	115/230	3.5	15
		56C	VL1307A	590	K	11.75	34	63	115/230	5.4	96
1	1200	56C	VEL11308	916	K	14.12	47	80.2	115/230	3.1	15
		56C	VEL11309	598	K	12.06	43	82	115/230	3.9	15
	3600	56C	VL1309A	455	K	13.40	32	65	115/208-230	7	30
		56C	VEL11318	712	K	13.24	44	82.6	115/230	4.2	15
		56C	VL1318A	625	K	12.75	41	67	115/230	6.2	96
11/2	3600	56C	VEL11313	676	K	14.10	52	82	115/230	5.9	15, 30
		56C	VL1313A	622	K	13.01	35	78.5	115/230	6.5	
	1800	56C	VEL11319	842	K	15.50	59	83.8	115/230	6.2	15
2	3600	145TC	VL1321T	796	L1	14.17	48	70	115/230	10.5	30
		56C	VEL11317	743	K	15.47	66	82.9	115/230	7.8	15
	1800	56C	VL1317A	805	K	12.75	44	70	115/230	13	30
		145TC	VL1322T	811	L1	14.18	49	75.5	115/230	10.2	65
3	3600	182TC	VL1406T	985	L1	15.18	61	75.5	115/230	13.6	30, 65
	1800	184TC	VL1408T	997	L1	16.55	78	78	115/230	16	30, 65

(a) See notes on inside back flap.

Product family code: GO1

Three phase, totally enclosed, foot mounted

1/8 thru 250 Hp

IP44*



Features:

- 60 Hz designs with 50 Hz information on 2,4,6 pole 1-125 Hp ratings
- 2,4,6,8 pole
- Suitable for inverter use per NEMA MG1 Part 31.4.4.2
- Simple F1 to F2 conversion on cast iron frames
- Designed for longevity with a 3 year warranty on premium efficient Super-E® motors

Applications:

- Fans
- Pumps
- Blowers
- Conveyors
- Compressors
- Industrial machines
- Other general purpose applications

Hp	RPM	NEMA Frame	Enclosure	Catalog Number	List Price	Mult. Sym.	"C" Dim.	Aprx. Wt. (lb)	Full Load Efficiency	Voltage	Full Load Amps	Notes (a)
230/460 volts												
1/8	1800	42	TEFC	M3353	376	K	9.56	16	44	230/460	0.5	30
	1800	42	TEFC	M3355	426	K	9.56	17	62	230/460	0.6	30,13
1/6	1200	48	TEFC	M3452	439	K	10.73	17	57.5	230/460	0.6	30,13
		48	TEFC	M3454	311	K	10.73	19	64	230/460	0.7	30,13
1/4	1800	48	TENV	NM3454	326	K	9.62	20	68	230/460	0.5	1, 30,13
		56	TENV	NM3454/35	524	K	11.06	28	80	230/460	0.4	1, 30, 48
	1200	48	TEFC	M3455	489	K	10.73	18	68	230/460	0.7	30,13
		48	TENV	NM3455	450	K	9.62	19	68	230/460	0.7	30
		56	TEFC	M3531	484	K	11.35	23	68	230/460	0.7	30,13
900	56	TEFC	M3532	705	K	12.23	28	57.5	208-230/460	0.8	13	
1/3	3600	48	TENV	M3457	316	K	9.62	20	72	230/460	0.7	30,13
	1800	48	TEFC	M3458	379	K	10.73	21	68	230/460	0.8	30,13
		56	TEFC	M3534	340	LS	11.35	21	68	230/460	0.8	30,13
		56	TENV	NM3534	365	K	10.25	23	70	230/460	0.7	1, 30,13
	1200	56	TEFC	M3535	544	K	11.35	22	70	230/460	0.9	30,13
	900	56	TEFC	M3536	768	K	12.23	29	59.5	208-230/460	1	13
1/2	3600	48	TEFC	M3460	366	K	10.73	19	68	230/460	1	30,12
		56	TEFC	M3537	366	K	11.35	19	68	230/460	1	30,12
	1800	48	TEFC	M3461	444	K	10.73	22	74	230/460	1	30,12
		56	TEFC	EM3538	660	LS	12.23	29	82.5	230/460	0.8	1, 30
		56	TEFC	M3538	389	LS	11.35	23	74	230/460	1	30,12
	1200	56	TEFC	M3538/35	501	K	12.23	25	72	208-230/460	1.1	1, 48
		56	TENV	NM3538	423	K	10.88	25	75.5	230/460	0.9	1, 30, 12
56		TENV	NM3538/35	511	K	11.06	27	80	230/460	0.8	1, 30, 48	
56		TEFC	M3539	586	K	11.35	24	72	230/460	1.2	30	
900	56H	TEFC	M3560	862	K	12.91	38	70	208-230/460	1.3	36	
3/4	3600	48	TEFC	M3463	403	K	10.73	21	74	230/460	1.3	30,12
		56	TEFC	M3541	403	K	11.35	21	74	230/460	1.3	30,12
	48	TEFC	M3464	480	K	10.73	25	75.5	208-230/460	1.5	12	
1800	56	TEFC	M3542	416	LS	11.35	25	75.5	208-230/460	1.5	12	
	56	TENV	NM3542	455	K	11.06	29	78.5	230/460	1.4	1, 30, 12	
	56	TEFC	M3543	598	K	12.84	32	77	208-230/460	1.5		
1200	143T	TEFC	M3543T	598	L1	13.41	33	77	208-230/460	1.5		
900	145T	TEFC	M3562T	1096	L1	14.19	51	72	208-230/460	1.6	1, 30	

(a) See notes on inside back flap.

Red catalog number indicates **NEW** product.

Product family code: GE3

*IP54 when Drain Fitting Kit #HA5027A03 is installed in the weep holes (48 thru 256T frame motors only)

Three phase, totally enclosed, foot mounted

Hp	RPM	NEMA Frame	Enclosure	Catalog Number	List Price	Mult. Sym.	"C" Dim.	Aprx. Wt. (lb)	Full Load Efficiency	Voltage	Full Load Amps	Notes (a)	
1	3600	56	TEFC	EM3545	641	K	12.25	37	77	230/460	1.4	1, 12, 30	
		56	TEFC	EM3546	738	LS	12.23	35	85.5	230/460	1.5	1, 30	
		56	TENV	ENM3546	738	K	12.06	39	85.5	230/460	1.5	1, 30	
	1800	143T	TEFC	EM3546T	738	LS	12.31	35	85.5	230/460	1.5	1, 30	
		143T	TEFC	EM3581T	913	L1	12.53	51	85.5	230/460	1.5	1, 30	
		143T	TENV	ENM3546T	738	L1	12.12	39	85.5	230/460	1.5	1, 30	
	1200	56	TEFC	EM3556	846	K	13.23	42	82.5	230/460	1.8	1, 30	
		145T	TEFC	EM3556T	846	L1	13.31	42	82.5	230/460	1.8	1, 30	
		145T	TEFC	EM3582T	1,023	L1	12.53	56	82.5	230/460	1.7	1, 30	
	900	182T	TEFC	EM3617T	1,393	L1	16.54	65	75.5	230/460	2.3	1, 30	
	1 1/2	3600	56	TEFC	EM3550	726	K	12.25	35	84	230/460	1.9	1, 30
			143T	TEFC	EM3550T	726	L1	12.31	36	84	230/460	1.9	1, 30
143T			TEFC	EM3583T	966	L1	12.53	52	84	230/460	1.9	1, 30	
1800		56	TEFC	EM3554	820	LS	13.23	40	86.5	230/460	2.2	1, 30	
		145T	TEFC	EM3554T	820	LS	13.31	41	86.5	230/460	2.2	1, 30	
		145T	TEFC	EM3584T	947	L1	12.53	57	86.5	230/460	2.3	1, 30	
1200		145T	TENV	ENM3554T	820	L1	13.00	50	86.5	230/460	2.1	1, 30	
		182T	TEFC	EM3607T	989	L1	16.55	73	87.5	230/460	2.4	1, 30	
		182T	TEFC	EM3667T	1,217	L1	15.24	93	87.5	230/460	2.5	1, 30	
900		184T	TEFC	EM3618T	1,650	L1	18.04	82	78.5	230/460	3	1, 30	
2		3600	56	TEFC	EM3555	795	K	13.25	42	85.5	230/460	2.5	1, 30
			145T	TEFC	EM3555T	795	L1	13.29	43	85.5	230/460	2.5	1, 30
	145T		TEFC	EM3586T	1,014	L1	12.55	59	85.5	230/460	2.5	1, 30	
	1800	56	TEFC	EM3558	867	LS	13.23	46	86.5	230/460	2.9	1, 30	
		145T	TEFC	EM3558T	867	LS	13.31	45	86.5	230/460	2.9	1, 30	
		145T	TEFC	EM3587T	993	L1	12.53	58	86.5	230/460	2.9	1, 30	
	1200	184T	TEFC	EM3614T	1,037	L1	18.05	93	88.5	230/460	3.5	1, 30	
		184T	TEFC	EM3664T	1,237	L1	15.24	109	88.5	230/460	3.2	1, 30	
		900	213T	TEFC	EM3702T	2,089	L1	17.89	110	84	230/460	3.5	1, 30
	3	3600	56H	TEFC	EM3559	871	K	13.79	50	86.5	230/460	3.6	1, 30
			145T	TEFC	EM3559T	871	L1	14.17	49	86.5	230/460	3.6	1, 30
			182T	TEFC	EM3610T	882	L1	15.14	50	86.5	230/460	3.6	1, 30
1800		182T	TEFC	EM3660T	1,096	L1	15.24	84	86.5	230/460	3.8	1, 30	
		182T	TEFC	EM3611T	890	LS	16.55	73	89.5	230/460	4.2	1, 30	
		182T	TEFC	EM3661T	1,127	L1	15.24	97	89.5	230/460	4.1	1, 30	
1200		213T	TEFC	EM3704T	1,349	L1	19.02	134	89.5	230/460	4.6	1, 30	
		213T	TEFC	EM3764T	1,541	L1	18.45	173	89.5	230/460	4.5	1, 30	
		900	215T	TEFC	EM3705T	2,283	L1	19.01	111	86.5	230/460	5.2	1, 30
5		3600	184T	TEFC	EM3613T	978	L1	16.55	75	88.5	230/460	5.9	1, 30
			184T	TEFC	EM3663T	1,349	L1	15.24	99	88.5	230/460	5.8	1, 30
			184T	TEFC	EM3615T	919	LS	18.05	93	89.5	230/460	6.7	1, 30
	1800	184T	TEFC	EM3665T	1,153	L1	15.24	107	89.5	230/460	6.6	1, 30	
		1200	215T	TEFC	EM3708T	1,524	L1	19.77	154	89.5	230/460	7.3	1, 30
		215T	TEFC	EM3768T	1,788	L1	18.45	195	89.5	230/460	7.4	1, 30	
	900	254T	TEFC	EM2280T	3,633	L1	23.28	256	86.5	230/460	7.9	1, 30	
	7 1/2	3600	184T	TEFC	EM3616T	1,290	L1	18.05	98	89.5	230/460	8.4	1, 30
			213T	TEFC	EM3709T	1,465	L1	17.89	116	89.5	230/460	9	1, 30
			213T	TEFC	EM3769T	1,561	L1	18.45	165	89.5	230/460	9	1, 30
		1800	213T	TEFC	EM3710T	1,326	LS	19.02	128	91.7	230/460	9.4	1, 30
			213T	TEFC	EM3770T	1,504	L1	18.45	170	91.7	230/460	9.5	1, 30
1200			254T	TEFC	EM2276T	2,549	L1	23.28	278	91	230/460	11	1, 30
900	256T	TEFC	EM2401T	4,006	L1	23.28	320	86.5	230/460	12.2	1, 30		

(a) See notes on inside back flap.

Product family code: GE3

■ Cast iron frame

*IP54 when Drain Fitting Kit #HA5027A03 is installed in the weep holes (48 thru 256T frame motors only)

Information

Single phase

General purpose

Severe duty

Large AC

Washdown duty

Explosion proof

Pump

HVAC

Farm duty

Three phase, totally enclosed, foot mounted

Hp	RPM	NEMA Frame	Enclosure	Catalog Number	List Price	Mult. Sym.	"C" Dim.	Aprx. Wt. (lb)	Full Load Efficiency	Voltage	Full Load Amps	Notes (a)
10	3600	215T	TEFC	EM3711T	1,485	L1	17.89	120	90.2	230/460	11.8	1, 30
		215T	TEFC	EM3771T	1,830	L1	18.45	182	90.2	230/460	11.8	1, 30
	1800	215T	TEFC	EM3714T	1,497	LS	20.52	162	91.7	230/460	12	1, 30
		215T	TEFC	EM3774T	1,687	L1	18.45	191	91.7	230/460	12.2	1, 30
		1200	256T	TEFC	EM2332T	2,909	L1	23.28	290	91	230/460	14.1
15	3600	284T	TEFC	EM2402T	4,651	L1	27.76	391	89.5	230/460	14.6	1, 30
		215T	TEFC	EM3713T	2,095	L1	20.52	172	91	230/460	17	1, 30
	1800	254T	TEFC	EM2394T	2,520	L1	23.28	241	91	230/460	17.5	1, 30
		254T	TEFC	EM2333T	2,306	LS	23.28	270	92.4	230/460	18.1	1, 30
		1200	284T	TEFC	EM4100T	3,880	L1	27.76	391	91.7	230/460	21
20	3600	286T	TEFC	EM2395T	6,468	L1	27.76	455	89.5	230/460	23	1, 30
		256T	TEFC	EM4106T	2,766	L1	23.28	262	91	230/460	23	1, 30
	1800	256T	TEFC	EM2334T-12	3,142	L1	23.28	291	93	230/460	23	1, 30
		256T	TEFC	EM2334T	2,796	LS	23.28	289	93	230/460	24	1, 30
		1200	286T	TEFC	EM4102T	5,166	L1	27.76	399	91.7	230/460	27
25	3600	324T	TEFC	EM4112T	7,355	L1	30.28	534	90.2	230/460	35	1, 30
		256T	TEFC	EM4118T	3,226	L1	23.28	305	91.7	230/460	29	1, 30
	1800	284TS	TEFC	EM4107T	3,609	L1	24.70	327	91.7	230/460	29	1, 30
		284T	TEFC	EM4103T	3,657	LS	27.76	388	93.6	230/460	30	1, 30
		284T	TEFC	EM4103T-12	4,206	L1	27.56	402	93.6	230/460	30	1, 25, 30
30	3600	324T	TEFC	EM4111T	5,845	L1	30.39	445	93	230/460	32	1, 30
		326T	TEFC	EM4116T	9,084	L1	30.28	578	90.2	230/460	37	1, 30
	1800	286TS	TEFC	EM4108T	4,288	L1	24.70	347	91.7	230/460	34	1, 30
		286T	TEFC	EM4104T	4,338	LS	27.76	430	93.6	230/460	38	1, 30
		286T	TEFC	EM4104T-12	4,887	L1	27.76	425	93.6	230/460	36	1, 25
40	3600	326T	TEFC	EM4117T	6,753	L1	30.28	604	93	230/460	39	1, 30
		364T	TEFC	EM4338T	10,102	L1	33.44	813	92.4	230/460	39.3	1, 30
	1800	324TS	TEFC	EM4109T	5,877	L1	28.78	551	92.4	230/460	46	1, 30
		324T	TEFC	EM4110T	5,673	LS	30.28	570	94.1	230/460	48	1, 30
		324T	TEFC	EM4110T-12	6,524	L1	30.28	601	94.1	230/460	48	1, 25, 30
50	3600	364T	TEFC	EM4308T	8,414	L1	33.48	899	94.1	230/460	49.4	1, 30
		364T	TEFC	EM4348T	12,530	L1	33.48	875	93	230/460	52	1, 30
	1800	326TS	TEFC	EM4114T	6,429	L1	28.78	575	93	230/460	56	1, 30
		326T	TEFC	EM4115T	6,199	LS	30.28	650	94.5	230/460	58	1, 30
		326T	TEFC	EM4115T-12	7,050	L1	30.28	652	94.5	230/460	58	1, 25
60	3600	326TS	TEFC	EM4115TS	6,199	L1	28.78	639	94.5	230/460	58	1, 30
		365T	TEFC	EM4312T	10,167	L1	33.48	902	94.1	230/460	61.7	1, 30
	1800	405T	TEFC	EM4458T	15,386	L1	38.20	1216	93	230/460	63	1, 30
		364TS	TEFC	EM4310T	9,032	L1	31.36	810	95	230/460	65.1	1, 30
		364T	TEFC	EM4314T	8,919	LS	33.48	912	95	230/460	67.8	1, 30
75	3600	364T	TEFC	EM4314T-12	10,257	L1	33.48	850	95	230/460	68	1, 25
		364TS	TEFC	EM4314TS	8,919	L1	31.36	907	95	230/460	68	1, 30
	1800	404T	TEFC	EM4403T	12,341	L1	38.04	1187	95	230/460	69	1, 30
		405T	TEFC	EM4468T	17,769	L1	38.20	1216	93	230/460	76	1, 30
		365TS	TEFC	EM4313T	10,507	L1	31.36	980	94.5	230/460	80.7	1, 30
100	3600	365T	TEFC	EM4316T	10,429	LS	33.48	955	95.4	230/460	84.9	1, 30
		365T	TEFC	EM4316T-12	11,767	L1	33.48	955	95.4	230/460	85.9	1, 25
	1800	365TS	TEFC	EM4316TS	10,429	L1	31.36	946	95.4	230/460	85.9	1, 30
		405T	TEFC	EM4404T	14,371	L1	38.04	1229	94.5	230/460	86.8	1, 30
		405TS	TEFC	EM4402T-4	13,434	L1	35.04	1187	95	460	110	1, 25
125	3600	405T	TEFC	EM4400T	12,952	LS	38.04	1203	95.4	230/460	112	1, 30
		405T	TEFC	EM4400T-12	14,895	L1	38.04	1211	95.4	230/460	112	1, 25
	1800	405TS	TEFC	EM4400TS	12,952	L1	35.04	1206	95.4	230/460	112	1, 30
		444T	TEFC	EM4409T-4	17,345	L1	44.75	1828	95	460	119	1
		444TS	TEFC	EM4412T-4	16,605	L1	40.83	1901	95	460	137	1
150	3600	444TS	TEFC	EM4912T-4	16,605	L1	40.98	1539	95	460	137	1, 99, 100
		444T	TEFC	EM4410T-4	16,033	LS	44.75	1969	95.4	460	144	1
	1800	444TS	TEFC	EM4410TS-4	16,033	L1	41.08	2001	95.4	460	144	1
		444T	TEFC	EM4410TR-4	17,261	L1	44.75	1988	95.4	460	144	1, 5
200	1200	445T	TEFC	EM4411T-4	20,405	L1	44.75	2073	95	460	146	1, 25

(a) See notes on inside back flap.

■ Cast iron frame

Product family code: GE3

*IP54 when Drain Fitting Kit #HA5027A03 is installed in the weep holes (48 thru 256T frame motors only)

Three phase, totally enclosed, foot mounted

Hp	RPM	NEMA Frame	Enclosure	Catalog Number	List Price	Mult. Sym.	"C" Dim.	Aprx. Wt. (lb)	Full Load Efficiency	Voltage	Full Load Amps	Notes (a)
150	3600	445TS	TEFC	EM4413T-4	19,538	L1	41.08	1995	95	460	164	1
		445T	TEFC	EM4406T-4	18,443	LS	44.75	1826	95.8	460	169	1, 25
	1800	445TS	TEFC	EM4406TS-4	18,443	L1	41.08	2071	95.8	460	169	1
		445T	TEFC	EM4406TR-4	19,671	L1	44.75	1826	95.8	460	169	1, 5
	1200	447T	TEFC	EM44156T-4	23,372	L1	48.24	2571	95.8	460	170	1, 25
200	3600	447TS	TEFC	EM4416T-4	23,416	L1	44.48	2355	95.4	460	216	1
		447T	TEFC	EM4407T-4	23,119	L1	48.24	2497	96.2	460	223	1
	1800	447T	TEFC	EM4407T-4E	23,119	L1	48.40	2308	96.2	460	221	1, 56, 100
		447TS	TEFC	EM4407TS-4	23,119	L1	44.48	2487	96.2	460	223	1
		447T	TEFC	EM4907T-4	23,119	L1	48.24	2517	96.2	460	223	1, 99, 100
	1200	447T	TEFC	EM4407TR-4	24,347	L1	48.24	2531	96.2	460	223	1, 5
		449T	TEFC	EM44206T-4	28,836	L1	53.24	3017	95.8	460	225	1
250	3600	449TS	TEFC	EM44252T-4	36,462	L1	49.48	2595	95.8	460	268	1
		447T	TEFC	EM4408T-4	30,317	L1	53.22	2888	96.2	460	276	1
	1800	447T	TEFC	EM4408TR-4	31,545	L1	53.22	2888	96.2	460	276	1
		447TS	TEFC	EM4408TS-4	30,317	L1	59.47	2888	96.2	460	276	1
	1200	449T	TEFC	EM44256T-4	42,159	L1	53.22	3125	95.8	460	285	1
200 volts												
1	1800	143T	TEFC	EM3546T-8	738	L1	12.31	35	85.5	200	3.5	1, 68
1 1/2	1800	145T	TEFC	EM3554T-8	820	L1	13.31	43	86.5	200	5	1, 68
2	1800	145T	TEFC	EM3558T-8	867	L1	13.31	46	86.5	200	6.7	1, 68
		3600	182T	TEFC	EM3660T-8	1,096	L1	15.24	82	86.5	200	8.8
	3	1800	182T	TEFC	EM3661T-8	1,127	L1	15.24	96	89.5	200	9.5
182T			TEFC	EM3611T-8	890	L1	16.55	72	89.5	200	9.7	1, 68
5	3600	184T	TEFC	EM3663T-8	1,349	L1	15.24	99	88.5	200	13.3	1, 68
		184T	TEFC	EM3665T-8	1,153	L1	15.24	108	89.5	200	15.1	1, 68
	1800	184T	TEFC	EM3615T-8	919	L1	18.04	93	89.5	200	15.2	1, 68
7 1/2	3600	213T	TEFC	EM3769T-8	1,561	L1	18.45	155	89.5	200	21	1, 68
		213T	TEFC	EM3770T-8	1,504	L1	18.45	170	91.7	200	21.4	1, 68
	1800	213T	TEFC	EM3710T-8	1,326	L1	19.01	127	91.7	200	21.6	1, 68
10	3600	215T	TEFC	EM3771T-8	1,830	L1	18.45	182	90.2	200	26.8	1, 68
		215T	TEFC	EM3774T-8	1,687	L1	18.45	189	91.7	200	28	1, 68
	1800	215T	TEFC	EM3714T-8	1,497	L1	19.78	165	91	200	28.9	1, 68
15	3600	254T	TEFC	EM2394T-8	2,520	L1	23.28	240	91	200	40	1, 68
		1800	254T	TEFC	EM2333T-8	2,306	L1	23.28	255	92.4	200	42.4
20	3600	256T	TEFC	EM4106T-8	2,766	L1	23.28	242	91	200	52	1, 24, 69
		1800	256T	TEFC	EM2334T-8	2,796	L1	23.28	292	93	200	55.2
25	3600	284TS	TEFC	EM4107T-8	3,609	L1	24.70	305	91.7	200	65	1, 24, 69
		1800	284T	TEFC	EM4103T-8	3,657	L1	27.76	382	93.6	200	68.4
30	3600	286TS	TEFC	EM4108T-8	4,288	L1	24.70	324	91.7	200	76	1, 24, 69
		1800	286T	TEFC	EM4104T-8	4,338	L1	27.76	413	93.6	200	84
40	1800	324T	TEFC	EM4110T-8	5,673	L1	30.28	576	94.1	200	111	1, 24, 69
50	1800	326T	TEFC	EM4115T-8	6,199	L1	30.28	621	94.5	200	131	1, 24, 69
575 volts												
1/3	1800	56	TEFC	M3534-5	340	LS	11.35	20	68	575	0.6	1, 13
		3600	56	TEFC	M3537-5	366	K	11.35	19	68	575	0.8
1/2	1800	56	TEFC	M3538-5	389	LS	11.35	22	74	575	0.8	1, 12
		1200	56	TEFC	M3539-5	586	K	11.35	23	72	575	1
3/4	3600	56	TEFC	M3541-5	403	K	11.35	21	74	575	1	1, 12
		1800	56	TEFC	M3542-5	416	LS	11.35	26	75.5	575	1.2
	1200	56H	TEFC	M3543-5	598	K	12.84	33	77	575	1.2	
		143T	TEFC	M3543T-5	598	L1	13.41	34	77	575	1.2	1

(a) See notes on inside back flap.

Product family code: GE3

■ Cast iron frame

*IP54 when Drain Fitting Kit #HA5027A03 is installed in the weep holes (48 thru 256T frame motors only)

Information

Single phase

General purpose

Severe duty

Large AC

Washdown duty

Explosion proof

Pump

HVAC

Farm duty

Three phase, totally enclosed, foot mounted

Hp	RPM	NEMA Frame	Enclosure	Catalog Number	List Price	Mult. Sym.	"C" Dim.	Aprx. Wt. (lb)	Full Load Efficiency	Voltage	Full Load Amps	Notes (a)
1	3600	56	TEFC	EM3545-5	641	K	11.97	27	77	575	1.2	12
		56	TEFC	EM3546-5	738	K	12.23	38	85.5	575	1.2	1
	1800	143T	TEFC	EM3546T-5	738	LS	12.31	34	85.5	575	1.2	1
		56H	TEFC	EM3556-5	846	K	12.91	41	82.5	575	1.4	
11/2	3600	145T	TEFC	EM3556T-5	846	L1	13.31	40	82.5	575	1.4	1
		143T	TEFC	EM3550T-5	726	L1	12.29	36	84	575	1.5	1
	1800	145T	TEFC	EM3554-5	820	K	13.23	41	86.5	575	1.8	1
		145T	TEFC	EM3554T-5	820	LS	13.31	42	86.5	575	1.8	1
2	3600	182T	TEFC	EM3607T-5	989	L1	16.55	73	87.5	575	1.9	1
		56H	TEFC	EM3555-5	795	K	12.91	41	85.5	575	2	
	1800	145T	TEFC	EM3555T-5	795	L1	13.29	43	85.5	575	2	1
		56H	TEFC	EM3558-5	867	K	12.91	45	86.5	575	2.3	1
3	3600	145T	TEFC	EM3558T-5	867	LS	13.31	46	86.5	575	2.3	1
		184T	TEFC	EM3614T-5	1,037	L1	18.05	90	88.5	575	2.8	
	1800	56H	TEFC	EM3559-5	871	K	13.79	50	86.5	575	2.9	1
		145T	TEFC	EM3559T-5	871	L1	14.17	60	86.5	575	2.9	1
5	3600	182T	TEFC	EM3611T-5	890	LS	16.55	73	89.5	575	3.3	1
		182T	TEFC	EM3661T-5	1,127	L1	15.24	97	89.5	575	3.3	1
	1800	213T	TEFC	EM3704T-5	1,349	L1	19.01	129	89.5	575	3.7	1
		184T	TEFC	EM3613T-5	978	L1	16.54	75	88.5	575	4.7	1
7 1/2	3600	184T	TEFC	EM3615T-5	919	LS	18.05	89	89.5	575	5.3	1
		184T	TEFC	EM3665T-5	1,153	L1	15.24	108	89.5	575	5.3	1
	1800	215T	TEFC	EM3708T-5	1,524	L1	19.76	154	89.5	575	5.8	1
		184T	TEFC	EM3616T-5	1,290	L1	18.05	98	89.5	575	6.8	1
10	3600	213T	TEFC	EM3709T-5	1,465	L1	17.89	115	89.5	575	7	1
		213T	TEFC	EM3710T-5	1,326	LS	19.02	123	91.7	575	7.6	1
	1800	213T	TEFC	EM3770T-5	1,504	L1	18.45	170	91.7	575	7.5	1
		215T	TEFC	EM3711T-5	1,485	L1	17.89	119	90.2	575	9.5	1
15	3600	215T	TEFC	EM3714T-5	1,497	LS	20.52	165	91.7	575	9.6	1
		215T	TEFC	EM3774T-5	1,687	L1	18.45	185	91.7	575	9.8	1
	1800	215T	TEFC	EM3713T-5	2,095	L1	20.52	169	91	575	13.6	1
		254T	TEFC	EM2394T-5	2,520	L1	23.28	245	91	575	14.1	1
20	3600	254T	TEFC	EM2333T-5	2,306	LS	23.28	258	92.4	575	14.6	1
		256T	TEFC	EM4106T-5	2,766	L1	23.28	252	91	575	18.2	1
	1800	256T	TEFC	EM2334T-5	2,796	LS	23.28	290	93	575	19.2	1
		284TS	TEFC	EM4107T-5	3,609	L1	24.70	335	91.7	575	22	1
25	3600	284T	TEFC	EM4103T-5	3,657	LS	27.76	380	93.6	575	24	1
		286TS	TEFC	EM4108T-5	4,288	L1	24.70	331	91.7	575	26.5	1
	1800	286T	TEFC	EM4104T-5	4,338	LS	27.76	408	93.6	575	29	1
		324TS	TEFC	EM4109T-5	5,877	L1	28.78	522	92.4	575	37	1
30	3600	324T	TEFC	EM4110T-5	5,673	LS	30.28	575	94.1	575	39	1
		326TS	TEFC	EM4114T-5	6,429	L1	28.78	574	93	575	45	1
	1800	326T	TEFC	EM4115T-5	6,199	LS	30.28	623	94.5	575	46	1
		364T	TEFC	EM4314T-5	8,919	LS	33.48	919	95	575	54.4	1
40	3600	365T	TEFC	EM4316T-5	10,429	LS	33.48	958	95.4	575	68.7	1
		405T	TEFC	EM4400T-5	12,952	LS	38.04	1208	95.4	575	89.6	1
	1800	444T	TEFC	EM4410T-5	16,033	LS	44.75	1669	95.4	575	115	1
		444T	TEFC	EM4410T-5E	16,033	LS	44.62	1626	95.8	575	111	1, 56, 100
150	1800	445T	TEFC	EM4406T-5	18,443	LS	44.75	2151	95.8	575	135	1
		445T	TEFC	EM4406T-5E	18,443	LS	44.62	1770	96.2	575	132	1, 56, 100

(a) See notes on inside back flap.

Product family code: GE3

■ Cast iron frame


Red catalog number indicates NEW product.

*IP54 when Drain Fitting Kit #HA5027A03 is installed in the weep holes (48 thru 256T frame motors only)

Three phase, totally enclosed, foot mounted

250 thru 1,500 Hp

IP54



Features:

- 60 Hz designs
- 2,4,6,8 pole
- Suitable for inverter use per NEMA MG1 Part 31.4.4.2
- Simple F1 to F2 conversion on cast iron frames
- Designed for longevity with a 3 year warranty
- NXR - series model numbers in 5000 and 5800 frame motors are Class 1 Div 2 certified

Applications:

- Fans
- Pumps
- Blowers
- Conveyors
- Compressors
- Industrial machines
- Other general purpose applications

Hp	RPM	NEMA Frame	Enclosure	Catalog Number	List Price	Mult. Sym.	"C" Dim.	Aprx. Wt. (lb)	Full Load Efficiency	Voltage	Full Load Amps	Notes (a)	
230/460 volts													
250	1800	447T	TEFC	EM4408TR-4	31,545	L1	53.22	2888	96.2	460	276	1	
	900	5010	TEFC	N50258LR-4	45,901	LG	70.48	5400	95.1	460	335	1,5	
	3600	449TS	TEFC	M44302T-4	48,699	L1	49.48	2743	95.4	460	324	1, 16	
300	449TS	TEFC	EM44302T-4	56,004	L1	49.47	2595	2595	95.8	460	324	1	
	1800	449T	TEFC	EM44304T-4	45,129	L1	53.24	2888	96.2	460	327	1	
	449TS	TEFC	EM44304TS-4	45,129	L1	49.47	2888	2888	96.2	460	327	1	
	1200	449T	TEFC	EM44306T-4	53,814	L1	60.21	3683	3683	95.8	460	340	1
	900	5012	TEFC	N50308LR-4	49,424	LG	78.48	5925	5925	95.2	460	428	1,5
	3600	449TS	TEFC	EM44352T-4	64,695	L1	49.47	2855	2855	96.2	460	375	1
350	1800	449T	TEFC	EM44354T-4	50,140	L1	53.24	3027	3027	96.2	460	392	1
	449TS	TEFC	EM44354TS-4	50,140	L1	49.47	3027	3027	96.2	460	392	1	
	1200	5010	TEFC	N50306LR-4	41,133	LG	70.48	5115	5115	95.8	460	357	1,5
	900	5012	TEFC	N50308LR-4	49,424	LG	78.48	5925	5925	95.2	460	428	1,5
	3600	449TS	TEFC	EM44402T-4	78,649	L1	49.47	3149	3149	95.8	460	424	1
	1800	449T	TEFC	EM44404T-4	65,575	L1	60.21	3680	3680	96.2	460	436	1
400	1200	5010	TEFC	N50406LR-4	41,031	LG	70.48	5415	5415	95.8	460	478	1,5
	900	5012	TEFC	N50408LR-4	60,807	LG	78.48	6250	6250	95.2	460	578	1,5
	3600	5010	TEFC	N50452S-4	44,401	LG	83.57	4932	4932	95.8	460	521	1
	1800	5010	TEFC	N50454L-4	40,856	LG	70.48	5543	5543	96.3	460	527	1
	1200	5012	TEFC	N50456LR-4	46,810	LG	78.48	6065	6065	95.8	460	528	1,5
450	900	5012	TEFC	N50458LR-4	63,847	LG	78.48	6500	6500	95.0	460	627	1,5
	3600	5010	TEFC	N50502S-4	48,093	LG	83.57	5088	5088	95.8	460	566	1
	1800	5010	TEFC	N50504L-4	46,492	LG	70.48	5675	5675	95.9	460	588	1
	1200	5012	TEFC	N50506LR-4	53,039	LG	78.48	6215	6215	95.8	460	588	1,5
	900	5012	TEFC	N50508LR-4	78,072	LG	78.48	6600	6600	95.0	460	672	1,5,7
	3600	5010	TEFC	N50602S-4	52,207	LG	83.57	5400	5400	95.8	460	691	1
600	1800	5012	TEFC	N50604L-4	55,152	LG	78.48	6007	6007	95.4	460	752	1
	1200	5012	TEFC	N50606LR-4	61,203	LG	78.48	6365	6365	95.4	460	714	1,5
	900	5810	TEFC	N58608L-4	85,261	LG	89.55	7600	7600	96.0	460	743	1,10
	3600	5810	TEFC	N58702S-4	55,029	LG	95.59	10000	10000	95.8	460	767	1
	1800	5012	TEFC	N50704L-4	63,072	LG	78.48	6072	6072	95.4	460	874	1
700	1200	5012	TEFC	N50706LR-4	67,797	LG	78.48	6365	6365	95.8	460	835	1,5,7
	900	5810	TEFC	N58708L-4	105,121	LG	89.55	7850	7850	95.9	460	873	1,10

(a) See notes on inside back flap.

■ Cast iron frame

Red catalog number indicates **NEW** product.

Custom induction motors are available up to 30,000 Hp.

Contact your sales representative for additional information.

Information

Single phase

General purpose

Severe duty

Large AC

Washdown duty

Explosion proof

Pump

HVAC

Farm duty

Three phase, totally enclosed, foot mounted

Hp	RPM	NEMA Frame	Enclosure	Catalog Number	List Price	Mult. Sym.	"C" Dim.	Aprx. Wt. (lb)	Full Load Efficiency	Voltage	Full Load Amps	Notes (a)
800	3600	5810	TEFC	N58802S-4	69,833	LG	100.32	7100	96.3	460	839	1
	1800	5012	TEFC	N50804L-4	67,731	LG	78.48	6420	95.4	460	1014	1
	1200	5810	TEFC	N58806LR-4	75,237	LG	89.55	7280	96.2	460	907	1,10
	900	450	TEFC	M450808L-4	105,121	LG	86.42	11000	95.9	460	1011	1,7,9,10
900	3600	5810	TEFC	N58902S-4	72,637	LG	100.32	7900	96.5	460	939	1,10
	1800	5012	TEFC	N50904L-4	69,190	LG	95.57	6250	95.8	460	1050	1,7,10
	1200	5810	TEFC	N58906L-4	92,733	LG	89.55	7600	96.2	460	907	1,10
	900	500	TEFC	M500908L-4	121,922	LG	99.02	14925	95.6	460	1095	1,7,9,10
1000	1800	5810	TEFC	N581004L-4	100,178	LG	107.01	7250	96.6	460	1042	1,10
	1200	5810	TEFC	N581006L-4	105,979	LG	89.55	8500	96.3	460	1155	1,7,10
	900	500	TEFC	M5001008L-4	123,922	LG	99.02	15000	95.7	460	1229	1,7,9,10
1250	1800	500	TEFC	M5001254L-4	120,836	LG	72.64	14000	96.1	460	1387	1,7,9,10
	1200	500	TEFC	M5001256L-4	115,034	LG	96.65	14500	96.4	460	1441	1,7,9,10
1500	1800	500	TEFC	M5001504L-4	133,358	LG	120.28	15500	96.4	460	1645	1,7,9,10
2300/4000 volts												
250	3600	449TS	TEFC	EM44252TS-2340	33,234	LG	49.49	2338	95.0	2300/4000	33	1
	1800	L449T	TEFC	EM44254T-2340	36,300	LG	60.21	2694	95.0	2300/4000	32	1
	1200	5008	TEFC	N50256LR-2340	41,964	LG	63.48	5070	94.5	2300/4000	61/31.5	1,5
	900	5010	TEFC	N50258LR-2340	48,317	LG	70.48	5420	94.5	2300/4000	65.4/37.6	1,5,10
300	3600	L449TS	TEFC	EM44302TS-2340	40,255	LG	56.48	3149	95.3	2300/4000	39	1
	1800	L449T	TEFC	EM44304T-2340	36,979	LG	60.21	3676	95.0	2300/4000	39	1,5
	1200	5010	TEFC	N50306LR-2340	43,298	LG	70.48	5250	95.0	2300/4000	71.7/41.2	1,5
	900	5012	TEFC	N50308LR-2340	54,916	LG	78.48	5985	94.5	2300/4000	78.1/44.9	1,5,10
350	3600	5010	TEFC	N50352S-2340	43,766	LG	83.57	4812	94.5	2300/4000	80.9/46.5	1
	1800	5008	TEFC	N50354L-2340	44,000	LG	63.48	4940	94.7	2300/4000	83.7/48.1	1
	1200	5010	TEFC	N50356LR-2340	49,383	LG	70.48	5400	95	2300/4000	83.7/48.1	1,5
	900	5012	TEFC	N50358LR-2340	63,165	LG	78.48	6250	94.5	2300/4000	92.7/53.3	1,5,10
400	3600	5010	TEFC	N50402S-2340	48,213	LG	83.57	4959	95	2300/4000	92.6/53.2	1
	1800	5010	TEFC	N50404L-2340	47,745	LG	70.48	5400	95	2300/4000	96.3/55.4	1
	1200	5012	TEFC	N50406LR-2340	54,064	LG	78.48	6050	95	2300/4000	95.7/55.0	1,5
	900	5012	TEFC	N50408LR-2340	72,357	LG	78.48	6460	94.5	2300/4000	103/59	1,5,10
450	3600	5010	TEFC	N50452S-2340	56,872	LG	83.57	5106	95	2300/4000	103/59	1
	1800	5010	TEFC	N50454L-2340	51,957	LG	70.48	5523	94.9	2300/4000	108/62.1	1
	1200	5012	TEFC	N50456LR-2340	62,021	LG	78.48	6200	95	2300/4000	107/61.5	1,5
	900	5012	TEFC	N58458LR-2340	78,596	LG	78.48	6530	94.8	2300/4000	116.8/67.3	1,5,10
500	3600	5010	TEFC	N50502S-2340	62,021	LG	83.57	5253	95	2300/4000	113/64.8	1
	1800	5012	TEFC	N50504L-2340	59,681	LG	78.48	5655	95.4	2300/4000	119/68.5	1
	1200	5012	TEFC	N50506LR-2340	70,915	LG	78.48	6350	95	2300/4000	118/68	1,5
	900	5012	TEFC	N50508LR-2340	88,384	LG	78.48	6600	95	2300/4000	125/72	1,5,7,10
600	3600	5010	TEFC	N50602S-2340	67,872	LG	83.57	5400	95.4	2300/4000	138/79.2	1
	1800	5012	TEFC	N50604L-2340	70,213	LG	78.48	5787	95	2300/4000	145/83.3	1
	1200	5012	TEFC	N50606LR-2340	78,404	LG	78.48	6450	95	2300/4000	141/81.1	1,5,7
	900	5810	TEFC	N58608L-2340	100,169	LG	89.55	7600	95.1	2300/4000	87	1,10
700	3600	5810	TEFC	N58702S-2340	71,851	LG	100.32	7100	95.9	2300/4000	86	1,10
	1800	5012	TEFC	N50704L-2340	77,234	LG	78.48	6052	95.4	2300/4000	168/96.5	1,10
	1200	5810	TEFC	N58706L-2340	89,652	LG	89.55	7700	95.5	2300/4000	94	1,10
	900	5810	TEFC	N58708L-2340	113,182	LG	89.55	8600	95.4	2300/4000	108	1,7,10
800	3600	5810	TEFC	N58802S-2340	89,362	LG	100.32	7500	96.0	2300/4000	98	1,10
	1800	5012	TEFC	N50804L-2340	89,872	LG	78.48	6400	95.4	2300/4000	185/107	1,7
	1200	5810	TEFC	N58806L-2340	102,853	LG	89.55	8500	95.7	2300/4000	107	1,7,10
	900	450	TEFC	EM450808L-2340	122,452	LG	83.47	10800	95.6	2300/4000	113	1,7,9,10

(a) See notes on inside back flap.

■ Cast iron frame

Red catalog number indicates NEW product.

Custom induction motors are available up to 30,000 Hp.

Contact your sales representative for additional information.

Three phase, totally enclosed, foot mounted

Hp	RPM	NEMA Frame	Enclosure	Catalog Number	List Price	Mult. Sym.	"C" Dim.	Aprx. Wt. (lb)	Full Load Efficiency	Voltage	Full Load Amps	Notes (a)
900	3600	5810	TEFC	N58902S-2340	93,637	LG	100.32	7900	96.2	2300/4000	109	1,10
	1800	5810	TEFC	N58904L-2340	94,553	LG	107.01	7135	95.8	2300/4000	115	1,10
	1200	450	TEFC	EM450906L-2340	112,006	LG	83.47	10000	96.2	2300/4000	118	1,7,9,10
	900	500	TEFC	EM500908L-2340	141,652	LG	99.02	14000	95.6	2300/4000	124	1,7,9,10
1000	1800	5810	TEFC	N581004L-2340	108,596	LG	107.01	7500	96.0	2300/4000	127	1,10
	1200	450	TEFC	EM4501006L-2340	115,432	LG	83.47	11000	95.9	2300/4000	130	1,7,9,10
	900	500	TEFC	EM5001008L-2340	143,652	LG	99.02	14000	95.6	2300/4000	138	1,7,9,10
1250	1800	500	TEFC	EM5001254L-2340	138,765	LG	120.23	13100	96.0	2300/4000	159	1,7,9,10
	1200	500	TEFC	EM5001256L-2340	126,546	LG	99.65	13000	96.3	2300/4000	167	1,7,9,10
	900	500	TEFC	EM5001258L-2340	144,599	LG	99.02	14000	95.9	2300/4000	179	1,7,9,10
1500	1800	500	TEFC	EM5001504L-2340	144,882	LG	120.28	14300	96.4	2300/4000	189	1,7,9,10
	1200	500	TEFC	EM5001506L-2340	139,139	LG	96.65	14700	96.6	2300/4000	200	1,7,9,10
	900	500	TEFC	EM5001508L-2340	150,998	LG	99.02	16700	96.1	2300/4000	207	1,7,9,10

(a) See notes on inside back flap.

■ Cast iron frame

Red catalog number indicates **NEW** product.

Custom induction motors are available up to 30,000 Hp.

Contact your sales representative for additional information.

Information

Single phase

General purpose

Severe duty

Large AC

Washdown duty

Explosion proof

Pump

HVAC

Farm duty

Three phase, totally enclosed, C-Face, foot mounted

1/4 thru 100 Hp

IP44*



Features:

- Locked DE bearing to allow mounting in any configuration
- 60 Hz designs with 50 Hz information on 2,4,6 pole 1-125 Hp ratings
- Suitable for inverter use per NEMA MG1 Part 31.4.4.2
- Simple F1 to F2 conversion on cast iron frames
- Designed for longevity with a 3 year warranty on premium efficient Super-E® motors

Applications:

- Fans
- Pumps
- Blowers
- Conveyors
- Compressors
- Industrial machines
- Other general purpose applications

Hp	RPM	NEMA Frame	Enclosure	Catalog Number	List Price	Mult. Sym.	"C" Dim.	Aprx. Wt. (lb)	Full Load Efficiency	Voltage	Full Load Amps	Notes (a)
230/460 volts												
1/4	1800	56C	TENV	CNM3454/35	524	K	11.06	31	80	230/460	0.4	1, 30, 48
	1200	56C	TENV	CNM3531	666	K	11.06	31	68	208-230/460	0.5	13
1/3	3600	56C	TENV	CNM3457	385	K	10.25	21	72	208-230/460	0.7	
	1800	56C	TEFC	CM3534	377	LS	11.35	21	68	230/460	0.8	13, 30
1/2	3600	56C	TEFC	CM3537	392	K	11.35	20	68	230/460	1	12, 30
		56C	TEFC	CM3538	417	LS	11.35	23	74	230/460	1	12, 30
	1800	56C	TENV	CNM3538/35	536	K	11.06	28	80	230/460	0.8	1, 30, 48
		56C	TEFC	CM3539	612	K	11.35	23	72	230/460	1.2	12, 30
3/4	1200	56C	TENV	CNM3539	654	K	12.06	40	78.5	230/460	1	30
		56C	TEFC	CM3541	428	K	11.35	22	74	230/460	1.3	12, 30
	1800	56C	TEFC	CM3542	443	LS	11.35	26	75.5	208-230/460	1.5	12
		56C	TENV	CNM3542	481	K	11.06	31	78.5	230/460	1.4	30
1	1200	56C	TEFC	CM3543	624	K	12.85	23	77	208-230/460	1.5	
		56C	TEFC	CEM3545	669	K	12.25	33	77	230/460	1.4	1, 12, 30
	1800	56C	TEFC	CEM3546	766	K	12.23	36	85.5	230/460	1.4	1, 30
		56C	TENV	CENM3546	766	K	11.06	38	85.5	230/460	1.5	30
11/2	1437C	TEFC	CEM3546T	776	LS	13.29	36	85.5	230/460	1.5	1, 30	
		TEFC	CEM3581T	978	L1	13.03	54	85.5	230/460	1.5	1, 30	
	1200	56C	TEFC	CEM3556	874	K	13.23	41	82.5	230/460	1.8	30
		1437C	TEFC	CEM3556T	884	L1	13.29	43	82.5	230/460	1.8	1, 30
2	3600	56C	TEFC	CEM3550	754	K	13.25	37	84	230/460	1.9	1, 30
		1437C	TEFC	CEM3550T	764	L1	13.29	40	84	230/460	1.9	1, 30
	1437C	TEFC	CEM3583T	1,031	L1	13.05	55	85.5	230/460	2	1, 30	
		1800	145TC	TEFC	CEM3554T	858	LS	13.29	42	86.5	230/460	2.2
3	1200	145TC	TEFC	CEM3584T	1,012	L1	13.03	60	86.5	230/460	2.3	1, 30
		182TC	TEFC	CEM3607T	1,061	L1	16.55	77	87.5	230/460	2.4	1, 30
	3600	56C	TEFC	CEM3555	823	K	13.25	46	85.5	230/460	2.5	1, 30
		145TC	TEFC	CEM3555T	833	L1	13.29	44	85.5	230/460	2.5	1, 30
4	145TC	TEFC	CEM3586T	1,079	L1	13.03	60	85.5	230/460	2.5	1, 30	
		56C	TEFC	CEM3558	895	K	13.23	46	86.5	230/460	2.9	1, 30
	1800	145TC	TEFC	CEM3558T	905	LS	14.17	46	86.5	230/460	2.9	1, 30
		145TC	TEFC	CEM3587T	1,058	L1	13.03	62	86.5	230/460	2.9	1, 30
5	1200	184TC	TEFC	CEM3614T	1,109	L1	18.05	97	88.5	230/460	3.5	1, 30
		184TC	TEFC	CEM3664T	1,336	L1	16.00	115	88.5	230/460	3.2	1, 30
	3600	56C	TEFC	CEM3559	899	K	14.12	50	86.5	230/460	3.6	1, 30
		145TC	TEFC	CEM3559T	909	L1	14.17	52	86.5	230/460	3.6	1, 30
6	182TC	TEFC	CEM3610T	954	L1	15.18	50	86.5	230/460	3.6	1, 30	
		TEFC	CEM3660T	1,195	L1	16.00	90	86.5	230/460	3.8	1, 30	
	1800	182TC	TEFC	CEM3611T	962	LS	16.55	75	89.5	230/460	4.2	1, 30
		182TC	TEFC	CEM3661T	1,226	L1	16.00	104	89.5	230/460	4.1	1, 30
7	1200	213TC	TEFC	CEM3704T	1,488	L1	19.76	141	89.5	230/460	4.6	1, 30
		213TC	TEFC	CEM3764T	1,737	L1	19.20	173	89.5	230/460	4.5	1, 30

(a) See notes on inside back flap.

Product family code: GE3

■ Cast iron frame *IP54 when Drain Fitting Kit #HA5027A03 is installed in the weep holes (48 thru 256T frame motors only)

Information

Single phase

General purpose

Severe duty

Large AC

Washdown duty

Explosion proof

Pump

HVAC

Farm duty

Three phase, totally enclosed, C-Face, foot mounted

Hp	RPM	NEMA Frame	Enclosure	Catalog Number	List Price	Mult. Sym.	"C" Dim.	Aprx. Wt. (lb)	Full Load Efficiency	Voltage	Full Load Amps	Notes (a)
5	3600	184TC	TEFC	CEM3613T	1,050	L1	16.55	78	88.5	230/460	5.9	1, 30
		184TC	TEFC	CEM3663T	1,448	L1	16.00	99	88.5	230/460	5.8	1, 30
	1800	184TC	TEFC	CEM3615T	991	LS	18.05	93	89.5	230/460	6.7	1, 30
		184TC	TEFC	CEM3665T	1,252	L1	16.00	114	89.5	230/460	6.6	1, 30
	1200	215TC	TEFC	CEM3708T	1,663	L1	20.51	161	89.5	230/460	7.3	1, 30
		215TC	TEFC	CEM3768T	1,984	L1	19.20	190	89.5	230/460	7.4	1, 30
7 1/2	3600	184TC	TEFC	CEM3616T	1,362	L1	18.05	101	89.5	230/460	8.4	1, 30
		213TC	TEFC	CEM3709T	1,604	L1	18.63	120	89.5	230/460	9	1, 30
	1800	213TC	TEFC	CEM3769T	1,757	L1	19.20	155	89.5	230/460	9	1, 30
		213TC	TEFC	CEM3710T	1,465	LS	19.76	134	91.7	230/460	9.4	1, 30
	1800	213TC	TEFC	CEM3770T	1,700	L1	19.20	170	91.7	230/460	9.5	1, 30
		215TC	TEFC	CEM3711T	1,624	L1	18.63	121	90.2	230/460	11.8	1, 30
10	3600	215TC	TEFC	CEM3771T	2,026	L1	19.20	182	90.2	230/460	11.8	1, 30
		215TC	TEFC	CEM3714T	1,636	LS	21.26	165	91.7	230/460	12	1, 30
	1800	215TC	TEFC	CEM3774T	1,883	L1	19.20	195	91.7	230/460	12.2	1, 30
		215TC	TEFC	CEM3713T	2,234	L1	21.26	182	91	230/460	17	1, 30
15	3600	254TC	TEFC	CEM2394T	3,103	L1	23.78	250	91	230/460	17.5	1, 30
		1800	254TC	TEFC	CEM2333T	2,889	LS	23.78	269	92.4	230/460	18.1
20	3600	256TC	TEFC	CEM4106T	3,349	L1	23.78	265	91	230/460	23	1, 30
		1800	256TC	TEFC	CEM2334T	3,379	L1	23.78	298	93	230/460	24
25	3600	284TSC	TEFC	CEM4107T	4,383	L1	24.71	346	91.7	230/460	29	1, 30
		1800	284TC	TEFC	CEM4103T	4,431	L1	27.76	400	93.6	230/460	30
30	3600	286TSC	TEFC	CEM4108T	5,062	L1	26.39	389	91.7	230/460	33	1, 30
		1800	286TC	TEFC	CEM4104T	5,112	L1	27.76	425	93.6	230/460	38
40	3600	324TSC	TEFC	CEM4109T	6,770	L1	28.78	600	92.4	230/460	46	1, 30
		1800	324TC	TEFC	CEM4110T	6,566	L1	30.28	590	94.1	230/460	48
50	3600	326TSC	TEFC	CEM4114T	7,322	L1	28.78	591	93	230/460	56	1, 30
		1800	326TC	TEFC	CEM4115T	7,092	L1	30.28	585	94.5	230/460	58
60	3600	364TSC	TEFC	CEM4310T	10,003	L1	31.31	830	93.6	230/460	67.3	1, 30
		1800	364TC	TEFC	CEM4314T	9,890	L1	33.44	915	95	230/460	68
75	3600	365TSC	TEFC	CEM4313T	11,478	L1	31.31	905	93.6	230/460	83.4	1, 30
		1800	365TC	TEFC	CEM4316T	11,400	L1	33.44	907	95.4	230/460	84.9
100	1800	405TC	TEFC	CEM4400T	14,166	L1	38.32	1360	95.4	230/460	112	1, 30
200 volts												
1/2	1800	56C	TEFC	CM3538-8	473	K	11.35	23	74	200	2.2	12
1	1800	56C	TEFC	CEM3546-8	766	K	12.23	38	85.5	200	3.5	
575 volts												
1/3	1800	56C	TEFC	CM3534-5	377	LS	11.35	21	68	575	0.6	13
1/2	1800	56C	TEFC	CM3538-5	417	LS	11.35	23	74	575	0.8	12
3/4	1800	56C	TEFC	CM3542-5	443	LS	11.35	26	75.5	575	1.2	12
		56C	TEFC	CEM3546-5	766	K	12.23	38	85.5	575	1.2	1
1	1800	143TC	TEFC	CEM3546T-5	776	LS	13.29	37	85.5	575	1.2	1
		143TC	TEFC	CEM3581T-5	978	L1	13.03	54	85.5	575	1.2	1
1 1/2	3600	143TC	TEFC	CEM3583T-5	1,031	L1	13.03	54	84	575	1.5	1
		56C	TEFC	CEM3554-5	848	K	13.23	41	86.5	575	1.8	1
	1800	145TC	TEFC	CEM3554T-5	858	LS	13.29	42	86.5	575	1.8	1
		145TC	TEFC	CEM3584T-5	1,012	L1	13.03	63	86.5	575	1.8	1
2	3600	145TC	TEFC	CEM3586T-5	1,079	L1	13.05	60	86.5	575	2	1
		56C	TEFC	CEM3558-5	895	K	13.23	45	86.5	575	2.3	1
	1800	145TC	TEFC	CEM3558T-5	905	LS	13.29	47	86.5	575	2.3	1
		145TC	TEFC	CEM3587T-5	1,058	L1	13.03	61	86.5	575	2.3	1
3	3600	145TC	TEFC	CEM3559T-5	909	L1	14.17	52	86.5	575	2.9	1
		182TC	TEFC	CEM3610T-5	954	L1	16.53	58	86.5	575	2.9	1
	1800	182TC	TEFC	CEM3660T-5	1,195	L1	16.00	89	86.5	575	3	1
		182TC	TEFC	CEM3611T-5	962	LS	16.55	75	89.5	575	3.3	1
		182TC	TEFC	CEM3661T-5	1,226	L1	16.00	102	89.5	575	3.3	1

(a) See notes on inside back flap.

Product family code: GE3

■ Cast iron frame

*IP54 when Drain Fitting Kit #HA5027A03 is installed in the weep holes (48 thru 256T frame motors only)

Information

Single phase

General purpose

Severe duty

Large AC

Washdown duty

Explosion proof

Pump

HVAC

Farm duty

Three phase, totally enclosed, C-Face, foot mounted

Hp	RPM	NEMA Frame	Enclosure	Catalog Number	List Price	Mult. Sym.	"C" Dim.	Aprx. Wt. (lb)	Full Load Efficiency	Voltage	Full Load Amps	Notes (a)
5	3600	184TC	TEFC	CEM3613T-5	1,050	L1	16.55	78	88.5	575	4.7	1
		184TC	TEFC	CEM3663T-5	1,448	L1	16.00	99	88.5	575	4.7	1
	1800	184TC	TEFC	CEM3615T-5	991	LS	18.05	93	89.5	575	5.3	1
		184TC	TEFC	CEM3665T-5	1,252	L1	16.00	113	89.5	575	5.3	1
7 1/2	3600	213TC	TEFC	CEM3769T-5	1,757	L1	19.20	179	89.5	575	7.4	1
		213TC	TEFC	CEM3710T-5	1,465	LS	19.76	129	91.7	575	7.6	1
	1800	213TC	TEFC	CEM3770T-5	1,700	L1	19.20	170	91.7	575	7.5	1
		215TC	TEFC	CEM3711T-5	1,624	L1	18.63	123	90.2	575	9.5	1
10	3600	215TC	TEFC	CEM3771T-5	2,026	L1	19.20	182	90.2	575	9.3	1
		215TC	TEFC	CEM3714T-5	1,636	LS	21.26	165	91.7	575	9.6	1
	1800	215TC	TEFC	CEM3774T-5	1,883	L1	19.20	231	91.7	575	9.8	1
		215TC	TEFC	CEM3713T-5	2,234	L1	21.26	169	91	575	13.6	1
15	3600	215TC	TEFC	CEM3713T-5	2,234	L1	21.26	169	91	575	13.6	1
	1800	254TC	TEFC	CEM2333T-5	2,889	LS	23.78	263	92.4	575	14.6	1
20	1800	256TC	TEFC	CEM2334T-5	3,379	L1	23.78	289	93	575	19.2	1
25	1800	284TC	TEFC	CEM4103T-5	4,431	L1	27.76	401	93.6	575	24	1
30	1800	286TC	TEFC	CEM4104T-5	5,112	L1	27.76	449	93.6	575	31	1

(a) See notes on inside back flap.

Product family code: GE3

■ Cast iron frame

Custom induction motors available up to 30,000 Hp.

Contact your sales representative for additional information.

*IP54 when Drain Fitting Kit #HA5027A03 is installed in the weep holes (48 thru 256T frame motors only)

Information

Single phase

General purpose

Severe duty

Large AC

Washdown duty

Explosion proof

Pump

HVAC

Farm duty

Three phase, totally enclosed, C-Face, footless

1/4 thru 30 Hp

IP44*



Features:

- Footless design reduces weight and improves safety
- Locked DE bearing to allow mounting in any configuration
- 60 Hz designs with 50 Hz information on 2,4,6 pole 1-125 Hp ratings
- Suitable for inverter use per NEMA MG1 Part 31.4.4.2
- Designed for longevity with a 3 year warranty on premium efficient Super-E® motors

Applications:

- Fans
- Pumps
- Blowers
- Conveyors
- Compressors
- Industrial machines
- Other general purpose applications

Hp	RPM	NEMA Frame	Enclosure	Catalog Number	List Price	Mult. Sym.	"C" Dim.	Aprx. Wt. (lb)	Full Load Efficiency	Voltage	Full Load Amps	Notes (a)
230/460 volts												
1/4	1800	56C	TENV	KENM3454	513	K	11.06	26	80	230/460	0.4	30
		56C	TEFC	KM3454	329	K	11.35	19	64	230/460	0.7	12, 30
	1200	56C	TENV	KNM3454	348	K	10.25	18	64	208-230/460	0.7	2, 20
		56C	TEFC	VM3531	503	K	11.35	20	68	230/460	0.7	13, 30
		56C	TENV	KM3457	336	K	10.25	20	72	230/460	0.7	13, 30
1/3	1800	56C	TENV	KNM3457/35	541	K	11.07	29	78.5	230/460	0.5	1, 13, 30, 48
		56C	TENV	KENM3534	566	K	11.06	33	80	230/460	0.6	1, 30, 48
	1200	56C	TENV	KNM3534	385	K	10.25	23	70	208-230/460	0.7	2
		56C	TEFC	VM3534	356	LS	11.35	21	68	230/460	0.8	13, 30
		56C	TENV	KENM3535	832	K	11.06	35	81.5	230/460	0.6	1, 30, 48
1/2	1800	56C	TEFC	VM3535	565	K	11.35	22	70	230/460	0.9	13, 30
		56C	TEFC	VM3537	386	K	11.35	20	68	230/460	1	12, 30
	1200	56C	TENV	VNM3537	543	K	11.06	32	77	230/460	0.8	1, 12, 48
		56C	TEFC	VEM3538	695	LS	12.23	31	82.5	230/460	0.8	1, 12, 30, 48
		56C	TENV	VENM3538	641	K	11.06	32	84	230/460	0.9	30
3/4	1800	56C	TEFC	VM3538	408	LS	11.35	23	74	230/460	1	12, 30
		56C	TENV	VNM3538	444	K	10.25	22	74	208-230/460	1	2, 20
	1200	56C	TEFC	VM3539	606	K	11.35	24	72	230/460	1.2	12, 30
		56C	TENV	VM3541	422	K	11.35	21	74	230/460	1.3	12, 30
		56C	TENV	VNM3541	580	K	11.06	36	84	208-230/460	1	12, 48
1	1800	56C	TEFC	VEM3542	738	LS	12.23	35	84	230/460	1.1	1, 12, 30
		56C	TENV	VENM3542	700	L1	11.06	33	84	230/460	1.1	1, 30, 48
	1200	56C	TEFC	VM3542	434	LS	11.35	26	75.5	208-230/460	1.5	12
		56C	TENV	VNM3542	450	K	11.75	31	75	230/460	1.3	12, 30
		56C	TEFC	VM3543	620	K	12.85	32	77	208-230/460	1.5	
1 1/2	1800	143TC	TEFC	VM3543T	620	L1	13.41	33	77	208-230/460	1.5	
		56C	TEFC	VEM3545	669	K	12.24	32	77	230/460	1.4	1, 12, 30
	1200	56C	TEFC	VEM3546	766	LS	12.23	36	85.5	230/460	1.5	1, 30
		56C	TEFC	VEM3581	978	K	12.47	52	85.5	230/460	1.5	1, 30
		56C	TENV	VENM3546	766	K	11.06	38	85.5	230/460	1.5	1, 30
2	1800	143TC	TEFC	VEM3546T	776	LS	12.29	36	85.5	230/460	1.5	1, 30
		143TC	TEFC	VEM3581T	978	L1	13.03	54	85.5	230/460	1.5	1, 30
	1200	143TC	TENV	VENM3546T	776	L1	12.12	40	85.5	230/460	1.5	1, 30, 48
		143TC	TENV	VENM3581T	978	L1	11.36	56	85.5	230/460	1.5	1, 30, 48
		56C	TEFC	VEM3556	874	K	13.23	43	82.5	230/460	1.8	1, 30
3	1800	145TC	TEFC	VEM3556T	884	L1	13.29	41	82.5	230/460	1.8	1, 30
		56C	TEFC	VEM3550	754	K	12.24	35	84	230/460	1.9	1, 30
	1200	143TC	TEFC	VEM3550T	764	L1	12.29	38	84	230/460	1.9	30
		56C	TEFC	VEM3554	848	LS	13.23	42	86.5	230/460	2.2	1, 30
		145TC	TEFC	VEM3554T	858	LS	13.29	41	86.5	230/460	2.2	1, 30
4	1800	145TC	TEFC	VEM3584T	1,012	L1	13.03	60	86.5	230/460	2.3	1, 30
		56C	TEFC	VEM3557	903	K	15.62	72	87.5	230/460	2.4	1, 30
	1200	145TC	TEFC	VEM3557T	913	L1	15.68	72	87.5	230/460	2.4	1, 30

(a) See notes on inside back flap.

■ Cast iron frame *IP54 when Drain Fitting Kit #HA5027A03 is installed in the weep holes (48 thru 256T frame motors only)

Product family code: GE3

Information

Single phase

General purpose

Severe duty

Large AC

Washdown duty

Explosion proof

Pump

HVAC

Farm duty

Three phase, totally enclosed, C-Face, footless

Hp	RPM	NEMA Frame	Enclosure	Catalog Number	List Price	Mult. Sym.	"C" Dim.	Aprx. Wt. (lb)	Full Load Efficiency	Voltage	Full Load Amps	Notes (a)	
2	3600	56C	TEFC	VEM3555	823	K	13.24	43	85.5	230/460	2.5	1, 30	
		143TC	TEFC	VEM3555T	833	L1	12.29	41	85.5	230/460	2.5	30	
	1800	56C	TEFC	VEM3558	895	LS	13.23	46	86.5	230/460	2.9	1, 30	
		145TC	TEFC	VEM3587T	1,058	L1	13.03	59	86.5	230/460	2.9	1, 30	
	1200	184TC	TEFC	VEM3614T	1,109	L1	18.05	91	88.5	230/460	3.3	1, 30	
		184TC	TEFC	VEM3664T	1,336	L1	15.98	113	88.5	230/460	3.2	1, 30	
3	3600	56C	TEFC	VEM3559	899	K	14.10	50	86.5	230/460	3.6	1, 30	
		145TC	TEFC	VEM3559T	909	L1	14.17	50	86.5	230/460	3.6	1, 30	
	1800	182TC	TEFC	VEM3610T	954	L1	15.18	50	86.5	230/460	3.6	1, 30	
		56C	TEFC	VEM3561	868	K	15.62	70	89.5	230/460	4.2	1, 30	
	1200	145TC	TEFC	VEM3561T	878	L1	15.68	70	89.5	230/460	4.2	1, 30	
		182TC	TEFC	VEM3611T	962	LS	16.55	73	89.5	230/460	4.2	1, 30	
5	3600	182TC	TEFC	VEM3661T	1,226	L1	16.00	98	89.5	230/460	4.1	1, 30	
		213TC	TEFC	VEM3704T	1,488	L1	19.76	132	89.5	230/460	4.6	1, 30	
	1800	184TC	TEFC	VEM3613T	1,050	L1	16.55	75	88.5	230/460	5.9	1, 30	
		184TC	TEFC	VEM3663T	1,448	L1	15.98	99	88.5	230/460	6.3	1, 30	
	1200	184TC	TEFC	VEM3615T	991	LS	18.05	88	89.5	230/460	6.7	1, 30	
		184TC	TEFC	VEM3665T	1,252	L1	16.00	109	89.5	230/460	6.6	1, 30	
7 1/2	3600	215TC	TEFC	VEM3708T	1,663	L1	21.26	149	90.2	230/460	7.4	8, 30	
		184TC	TEFC	VEM3616T	1,362	L1	18.05	96	89.5	230/460	8.1	1, 30	
	1800	213TC	TEFC	VEM3709T	1,604	L1	18.56	96	89.5	230/460	8.1	1, 30	
		213TC	TEFC	VEM3710T	1,465	L1	19.76	129	91.7	230/460	9.4	1, 30	
	10	3600	213TC	TEFC	VEM3770T	1,700	L1	19.20	170	91.7	230/460	9.5	1, 30
			215TC	TEFC	VEM3711T	1,624	L1	18.63	125	90.2	230/460	12.1	1, 30
15	3600	215TC	TEFC	VEM3714T	1,636	L1	21.26	165	91.7	230/460	12	1, 30	
		215TC	TEFC	VEM3774T	1,883	L1	19.20	197	91.7	230/460	12.2	1, 30	
	1800	256TC	TEFC	VEM2332T	3,492	L1	23.80	322	91	230/460	14.1	1, 30	
		215TC	TEFC	VEM3713T	2,234	L1	20.51	170	91	230/460	17	30	
	20	3600	254TC	TEFC	VEM2394T	3,103	L1	20.32	225	91	230/460	16.9	1, 30
			254TC	TEFC	VEM2333T	2,889	L1	23.80	268	92.4	230/460	18.1	1, 30
25	3600	256TC	TEFC	VEM4106T	3,349	L1	23.80	229	91	230/460	23	1, 30	
		1800	256TC	TEFC	VEM2334T	3,379	L1	23.80	303	93	230/460	24	1, 30
	1800	284TSC	TEFC	VEM4107T	4,383	L1	22.40	283	91.7	230/460	29	1, 30	
		284TC	TEFC	VEM4103T	4,431	L1	27.76	425	93.6	230/460	30	1, 30	
	30	3600	286TSC	TEFC	VEM4108T	5,062	L1	22.40	299	91.7	230/460	68	1, 30
			286TC	TEFC	VEM4104T	5,112	L1	27.76	286	93.6	230/460	38	1, 30
575 volts													
1/3	1800	56C	TEFC	VM3534-5	356	LS	11.35	21	68	575	0.6	13	
		56C	TEFC	VM3537-5	386	K	11.35	19	68	575	0.8	12	
1/2	1800	56C	TEFC	VM3538-5	408	LS	11.35	22	74	575	0.8	12	
		56C	TEFC	VM3541-5	422	K	11.35	21	74	575	1	12	
3/4	1800	56C	TEFC	VM3542-5	434	LS	11.35	26	75.5	575	1.2	12	
		56C	TEFC	VEM3545-5	669	K	11.97	27	77	575	1.2		
1	1800	56C	TEFC	VEM3546-5	766	LS	12.23	35	85.5	575	1.2		
		143TC	TEFC	VEM3546T-5	776	LS	12.29	36	85.5	575	1.2		
		143TC	TEFC	VEM3581T-5	978	L1	13.03	53	85.5	575	1.2	1	
11/2	3600	56C	TEFC	VEM3550-5	754	K	12.23	38	84	575	1.5		
		143TC	TEFC	VEM3550T-5	764	L1	12.29	35	84	575	1.5		
		56C	TEFC	VEM3554-5	848	K	14.10	50	88.5	575	1.7		
2	1800	145TC	TEFC	VEM3554T-5	858	LS	13.29	41	86.5	575	1.8		
		145TC	TEFC	VEM3584T-5	1,012	L1	13.03	58	86.5	575	1.8	1	
		56C	TEFC	VEM3555-5	823	K	13.23	41	85.5	575	2		
2	1800	56C	TEFC	VEM3558-5	895	K	13.23	45	86.5	575	2.3		
		145TC	TEFC	VEM3558T-5	905	LS	13.29	46	86.5	575	2.3		
		145TC	TEFC	VEM3587T-5	1,058	L1	13.03	60	86.5	575	2.3	1	

(a) See notes on inside back flap.

Product family code: GE3

Cast iron frame

*IP54 when Drain Fitting Kit #HA5027A03 is installed in the weep holes (48 thru 256T frame motors only)

Three phase, totally enclosed, C-Face, footless

Hp	RPM	NEMA Frame	Enclosure	Catalog Number	List Price	Mult. Sym.	"C" Dim.	Aprx. Wt. (lb)	Full Load Efficiency	Voltage	Full Load Amps	Notes (a)
3	3600	56C	TEFC	VEM3559-5	899	K	14.10	50	86.5	575	2.9	
		182TC	TEFC	VEM3610T-5	954	L1	15.18	53	86.5	575	2.9	
	1800	182TC	TEFC	VEM3611T-5	962	L1	16.55	71	89.5	575	3.3	
182TC		TEFC	VEM3661T-5	1,226	L1	16.00	98	89.5	575	3.3	1	
5	3600	184TC	TEFC	VEM3613T-5	1,050	L1	16.55	74	88.5	575	4.7	
		184TC	TEFC	VEM3615T-5	991	L1	18.05	88	89.5	575	5.3	
	184TC	TEFC	VEM3665T-5	1,252	L1	16.00	110	89.5	575	5.3	1	
7 1/2	3600	213TC	TEFC	VEM3709T-5	1,604	L1	19.28	101	89.5	575	6.8	
		213TC	TEFC	VEM3710T-5	1,465	L1	19.76	123	91.7	575	7.6	
	213TC	TEFC	VEM3770T-5	1,700	L1	19.20	170	91.7	575	7.5	1	
10	3600	215TC	TEFC	VEM3711T-5	1,624	L1	18.63	118	90.2	575	9.5	
		215TC	TEFC	VEM3714T-5	1,636	L1	21.26	165	91.7	575	9.6	
	215TC	TEFC	VEM3774T-5	1,883	L1	19.20	231	91.7	575	9.8		
15	3600	215TC	TEFC	VEM3713T-5	2,234	L1	21.26	169	91	575	13.6	
	1800	254TC	TEFC	VEM2333T-5	2,889	L1	23.80	266	92.4	575	14.6	
20	1800	256TC	TEFC	VEM2334T-5	3,379	L1	23.80	296	93	575	19.2	

(a) See notes on inside back flap.

■ Cast iron frame

Custom induction motors available up to 30,000 Hp.

Contact your sales representative for additional information.

*IP54 when Drain Fitting Kit #HA5027A03 is installed in the weep holes (48 thru 256T frame motors only)

Product family code: GE3

Information

Single phase

General purpose

Severe duty

Large AC

Washdown duty

Explosion proof

Pump

HVAC

Farm duty

Three phase, open drip proof, foot mounted

1/4 thru 3 Hp

IP22



Features:

- Suitable for inverter use per NEMA MG1 Part 31.4.4.2
- 60 Hz designs with 50 Hz information on 2,4,6 pole 1-125 Hp ratings
- Designed for longevity with a 3 year warranty on premium efficient Super-E® motors
- Optimized airflow design providing higher horsepower in a smaller package

Applications:

- Fans
- Pumps
- Blowers
- Conveyors
- Compressors
- Industrial machines
- Other general purpose applications

Hp	RPM	NEMA Frame	Catalog Number	List Price	Mult. Sym.	"C" Dim.	Aprx. Wt. (lb)	Full Load Efficiency	Voltage	Full Load Amps	Notes (a)
230/460 volts											
1/4	1800	48	EM30003	427	K	9.62	21	69.5	230/460	0.5	13, 15, 30
	1200	48	EM30004	472	K	9.13	24	67.5	230/460	0.7	13, 15, 30
		56	EM31101	472	K	10.25	24	67.5	230/460	0.7	13, 15, 30
1/3	3600	48	EM30006	448	K	9.62	22	69.5	230/460	0.6	13, 15, 30
	1800	48	EM30007	451	K	9.13	24	73.4	230/460	0.7	13, 15, 30
		56	EM31104	451	K	10.25	24	73.4	230/460	0.7	13, 15, 30
	1200	48	EM30008	494	K	9.75	27	71.4	230/460	0.9	13, 15, 30
		56	EM31105	494	K	10.88	27	71.4	230/460	0.9	13, 15, 30
	3600	48	EM30009	482	K	9.62	24	73.4	230/460	0.8	12, 15, 30
1/2	1800	56	EM31107	482	K	10.25	24	73.4	230/460	0.8	12, 15, 30
		48	EM30010	497	K	11.12	31	78.2	230/460	0.8	12, 15, 30
	1200	56	EM31108	497	K	11.75	31	78.2	230/460	0.8	12, 15, 30
		48	EM30011	543	K	10.63	34	75.3	230/460	1	12, 15, 30
	900	56	EM31109	543	K	11.75	34	75.3	230/460	1	12, 15, 30
		56	M3160	825	K	12.07	38	70	230/460	1.3	
3/4	3600	48	EM30012	480	K	9.13	22	76.8	230/460	1.2	12, 15, 30
	1800	56	EM31111	480	K	10.25	24	76.8	230/460	1.2	12, 15, 30
		56	EM31112	547	K	11.07	32	81.1	230/460	1	12, 15, 30
	1200	56	EM31153	668	K	12.07	39	81.7	230/460	1.3	1, 15, 30
		143T	M3153T	586	L1	12.32	33	77	230/460	1.5	30
	3600	56	EM31115	492	K	10.88	27	77	230/460	1.6	12, 15, 30
1	1800	56	EM31116	576	K	11.07	29	83.5	230/460	1.5	1, 15, 30
		143T	EM3116T	711	LS	11.12	34	85.5	230/460	1.5	1, 30
	1200	56H	EM31156	842	K	11.75	41	82.5	230/460	1.8	1, 15, 30
		145T	EM3156T	727	L1	11.62	36	82.5	230/460	1.8	1, 30
	900	182T	EM3216T	1,192	L1	15.00	65	75.5	230/460	2.1	1, 30
	3600	56	EM31120	508	K	11.07	34	84	230/460	2	1, 15, 30
1 1/2	1800	143T	EM3120T	612	L1	11.12	33	84	230/460	2	1, 30
		56	EM31154	631	K	12.07	36	86.5	230/460	2.2	1, 15, 30
	1200	56	EM31154A	698	K	12.07	41	86.5	230/460	2.2	1, 15, 30
		145T	EM3154T	743	LS	11.62	37	86.5	230/460	2.2	1, 30
	900	56H	EM31159	810	K	14.00	54	84	230/460	2.6	1, 15, 30
		182T	EM3207T	851	L1	15.00	66	86.5	230/460	2.5	1, 30
2	1800	900	EM3220T	1,448	L1	16.50	82	78.5	230/460	3	1, 30
		56	EM31155	572	K	12.07	43	85.5	230/460	2.6	1, 15, 30
	1200	143T	EM3155T	718	L1	11.62	41	85.5	230/460	2.5	1, 30
		145T	EM3157TA	876	L1	12.13	44	86.5	230/460	2.9	1, 30
	900	56H	EM31157	662	K	12.63	45	86.5	230/460	3	1, 15, 30
		145T	EM3157T	796	LS	12.12	40	86.5	230/460	2.9	1, 30
1200	184T	EM3215T	870	L1	16.50	79	87.5	230/460	3.4	1, 30	
900	213T	EM3303T	1,788	L1	17.45	111	86.5	230/460	3.5	1, 30	

(a) See notes on inside back flap.

Product family code: GO3

Three phase, open drip proof, foot mounted

Hp	RPM	NEMA Frame	Catalog Number	List Price	Mult. Sym.	"C" Dim.	Aprx. Wt. (lb)	Full Load Efficiency	Voltage	Full Load Amps	Notes (a)	
3	3600	56H	EM31158	641	K	11.75	50	85.5	230/460	3.8	1, 15, 30	
		145T	EM3158T	727	L1	13.00	46	85.5	230/460	3.8	1, 30	
	1800	182T	EM3211T	858	LS	15.00	69	89.5	230/460	4.2	1, 30	
		182T	EM3211TA	938	L1	15.00	65	89.5	230/460	4.4	1, 30	
		1200	213T	EM3305T	1,107	L1	16.32	119	88.5	230/460	4.5	1, 30
5	3600	182T	EM3212T	794	L1	13.62	61	86.5	230/460	6	1, 30	
		184T	EM3218T	940	LS	16.50	84	89.5	230/460	6.6	1, 30	
	1800	184T	EM3218TA	1,020	L1	16.50	84	89.5	230/460	6.6	1, 30	
		1200	215T	EM3309T	1,451	L1	17.45	139	89.5	230/460	7.4	1, 30
		900	254T	EM2504T	2,879	L1	23.19	240	88.5	230/460	7.6	1, 30
7 1/2	3600	184T	EM3219T	1,259	L1	15.00	74	88.5	230/460	8.6	1, 30	
		1800	213T	EM3311T	1,381	LS	16.32	115	91	230/460	9.7	1, 30
	1200	254T	EM2506T	1,739	L1	23.19	239	90.2	230/460	11	1, 30	
		900	256T	EM2508T	3,603	L1	23.19	260	89.5	230/460	11.7	1, 30
		3600	213T	EM3312T	1,440	L1	16.32	121	89.5	230/460	12	1, 30
10	1800	215T	EM3313T	1,672	LS	17.45	128	91.7	230/460	12.5	1, 30	
		1200	256T	EM2511T	2,263	L1	23.19	255	91.7	230/460	14.3	1, 30
	3600	215T	EM3314T	2,045	L1	16.32	124	90.2	230/460	17.5	1, 30	
15	1800	254T	EM2513T	2,367	LS	21.69	211	93	230/460	17.7	1, 30	
		254T	EM2513T-CI	2,253	L1	20.63	238	93	230/460	17.8	1, 30	
	1200	284T	EM2524T	3,051	L1	23.81	278	91.7	230/460	20.5	1, 30	
		3600	254T	EM2514T	2,402	L1	21.69	191	91	230/460	23.5	1, 30
20	1800	256T	EM2515T	2,597	L1	21.69	225	93	230/460	23.5	1, 30	
		256T	EM2515T-12	2,943	L1	21.69	225	93	230/460	23.5	1, 25, 30	
		256T	EM2515T-CI	2,831	L1	22.38	281	93	230/460	24	1, 30	
	1200	286T	EM2528T	3,713	L1	23.81	302	92.4	230/460	27	1, 30	
		3600	256T	EM2516T	2,884	L1	21.69	222	91.7	230/460	28	1, 30
25	1800	284T	EM2531T	3,166	L1	25.06	331	93.6	230/460	30	1, 30	
		284T	EM2531T-12	3,715	L1	25.06	307	93.6	230/460	30	1, 25, 30	
		284T	EM2531T-CI	3,451	L1	23.44	382	93.6	230/460	31	1, 30	
	1200	324T	EM2532T	4,485	L1	27.69	411	93	230/460	34	1, 30	
		3600	284TS	EM2534T	3,404	L1	22.44	308	91.7	230/460	35	1, 30
30	1800	286T	EM2535T	3,462	L1	25.06	335	94.1	230/460	35	1, 30	
		286T	EM2535T-12	4,011	L1	25.06	339	94.1	230/460	35	1, 25, 30	
		286T	EM2535T-CI	3,773	L1	24.94	240	94.1	230/460	35	1, 30	
	1200	326T	EM2536T	4,678	L1	28.69	380	93.6	230/460	38	1, 30	
		3600	286TS	EM2538T	4,385	L1	22.44	329	92.4	230/460	46	1, 30
40	1800	286TS	EM2538T-CI	4,780	L1	23.57	402	92.4	230/460	46	1, 30	
		324T	EM2539T	4,516	L1	27.19	396	94.1	230/460	49	1, 30	
		324T	EM2539T-12	5,367	L1	27.19	397	94.1	230/460	47	1, 25, 30	
	1200	324T	EM2539T-CI	4,923	L1	26.13	538	94.1	230/460	46	1, 30	
		364T	EM2540T	6,327	L1	29.81	598	94.1	230/460	51	1, 30	
50	3600	364T	EM2540T-CI	6,664	L1	29.70	801	94.1	230/460	49.4	1, 30	
		324TS	EM2542T	4,776	L1	25.69	394	93	230/460	56	1, 30	
		324TS	EM2542T-CI	5,416	L1	24.62	548	93	230/460	56	1, 30	
	1800	326T	EM2543T	4,983	L1	27.69	467	94.5	230/460	57	1, 30	
		326T	EM2543T-12	5,834	L1	27.69	468	94.5	230/460	61	1, 25, 30	
		326T	EM2543T-CI	5,433	L1	27.63	570	94.5	230/460	57	1, 30	
		326TS	EM2543TS-12	5,834	L1	26.19	469	94.5	230/460	61	1, 25, 30	
1200	365T	EM2544T	7,641	L1	33.72	762	94.1	230/460	62	1, 30		
	365T	EM2544T-CI	8,068	L1	29.70	722	94.1	230/460	60.3	1, 30		

(a) See notes on inside back flap.

Product family code: GO3

■ Cast iron frame

Information

Single phase

General purpose

Severe duty

Large AC

Washdown duty

Explosion proof

Pump

HVAC

Farm duty

Three phase, open drip proof, foot mounted

Hp	RPM	NEMA Frame	Catalog Number	List Price	Mult. Sym.	"C" Dim.	Aprx. Wt. (lb)	Full Load Efficiency	Voltage	Full Load Amps	Notes (a)
60	3600	326TS	EM2546T	6,043	L1	25.19	458	93.6	230/460	68	1, 30
		364T	EM2547T	6,274	L1	30.69	615	95	230/460	68	1, 30
	1800	364T	EM2547T-12	7,612	L1	30.69	620	95	230/460	68	1, 25, 30
		364T	EM2547T-CI	6,838	L1	29.70	745	95	230/460	69.5	1, 30
	1200	364TS	EM2547TS-12	7,612	L1	28.56	613	95	230/460	68	1, 25, 30
		404T	EM2548T	9,413	L1	34.47	888	94.5	230/460	76	1, 30
75	3600	404T	EM2548T-4CI	10,242	L1	34.00	1009	95	460	70.4	1
		364TS	EM2549T	7,926	L1	25.81	502	93.6	230/460	82	1, 30
	1800	365T	EM2551T	7,701	L1	33.72	744	95	230/460	87	1, 30
		365T	EM2551T-12	9,039	L1	33.72	758	95	230/460	85	1, 25
	1200	365T	EM2551T-CI	8,392	L1	29.70	762	95	230/460	86.5	1, 30
		365TS	EM2551TS-12	9,039	L1	31.59	749	95	230/460	85	1, 25
100	3600	405T	EM2552T-4	11,403	L1	34.00	1067	95	460	86.9	1, 25
		365TS	EM2550T	8,473	L1	27.81	562	93.6	230/460	110	1, 30
	1800	404T	EM2555T	8,959	L1	34.47	930	95.4	230/460	118	1, 30
		404T	EM2555T-12	10,902	L1	36.97	946	95.4	230/460	118	1, 25
	1200	404T	EM2555T-4	8,959	L1	36.97	896	95.4	460	115	1, 25
		404T	EM2555T-CI	9,765	L1	34.00	1038	95.4	230/460	115	1, 30
125	3600	404TS	EM2555TS-12	10,902	L1	33.97	941	95.4	230/460	118	1, 25
		404T	EM2555T-4	8,959	L1	36.97	896	95.4	460	115	1, 25
	1800	404T	EM2555T-CI	9,765	L1	34.00	1038	95.4	230/460	115	1, 30
		404TS	EM2555TS-12	10,902	L1	33.97	941	95.4	230/460	118	1, 25
	1200	444T	EM2583T-4	12,551	L1	39.56	1455	95	460	116	1, 25
		404TS	EM2554T-4	10,633	L1	31.85	894	94.1	460	143	1, 25
150	3600	404TS	EM2554T-4CI	12,687	L1	31.00	997	95	460	143	1
		405T	EM2559T-4	10,991	L1	34.47	955	95.4	460	143	1, 25
	1800	405T	EM2559T-4CI	11,978	L1	34.00	1118	95.4	460	141	1
		405TS	EM2559TS-4	10,991	L1	34.97	1238	95.4	460	143	1, 25
	1200	445T	EM2557T-4	13,555	L1	39.71	1513	95	460	146	1, 25
		405TS	EM2556T-4	13,117	L1	31.85	980	94.1	460	166	1, 25
200	3600	444T	EM2558T-4	12,208	L1	39.71	1528	96.2	460	170	1, 25
		444TS	EM2558TS-4	12,208	L1	35.96	1519	96.2	460	170	1
	1800	445T	EM2560T-4	15,963	L1	39.71	1572	95.4	460	175	1, 25
		444TS	EM2562T-4	14,864	L1	35.88	1364	95.4	460	221	1, 25
	1200	445T	EM2563T-4	15,256	L1	39.56	1625	95.8	460	222	1, 25
		447T	EM2564T-4	20,984	L1	43.06	1827	95.4	460	232	1, 25
250	3600	445TS	EM2565T-4	17,437	L1	35.81	1539	95.4	460	274	1, 25
		447T	EM25254T-4	17,108	L1	43.06	2036	96.2	460	275	1, 25
	1800	445TS	EM2568T-4	27,254	L1	35.88	1539	95.8	460	324	1, 25
		449T	EM25694T-4	26,089	L1	48.06	2151	95.8	460	331	1, 25
	3600	449TS	EM2571T-4	31,190	L1	44.31	4000	95.4	460	380	1, 25
		449T	EM2572T-4	30,816	L1	48.12	2694	96.2	460	382	1, 25
300	3600	449TS	EM25402T-4	36,592	L1	44.31	4000	96.2	460	431	1, 25
		449T	EM25404T-4	33,445	L1	48.12	2677	96.2	460	437	1, 25
	1800	449TS	EM25452T-4	40,294	L1	44.31	4000	96.2	460	494	1, 25
		449T	EM25454T-4	37,824	L1	48.12	2888	96.2	460	507	1, 25

(a) See notes on inside back flap.

Product family code: GO3

■ Cast iron frame

Three phase, open drip proof, foot mounted

Hp	RPM	NEMA Frame	Catalog Number	List Price	Mult. Sym.	"C" Dim.	Aprx. Wt. (lb)	Full Load Efficiency	Voltage	Full Load Amps	Notes (a)
200 volts											
1	1800	143T	EM3116T-8	711	L1	11.12	34	85.5	200	3.5	1, 68
1 1/2	1800	145T	EM3154T-8	743	L1	11.62	37	86.5	200	5.1	1, 68
2	1800	145T	EM3157T-8	796	L1	12.12	40	86.5	200	6.5	1, 68
3	3600	145T	EM3158T-8	727	L1	13.00	51	85.5	200	8.5	1, 68
	1800	182T	EM3211T-8	858	L1	15.00	71	89.5	200	9.7	1, 68
5	3600	182T	EM3212T-8	794	L1	15.00	69	90.2	200	12.8	1, 68
	1800	184T	EM3218T-8	940	L1	16.50	84	89.5	200	15.3	1, 68
7 1/2	3600	184T	EM3219T-8	1,259	L1	15.00	77	88.5	200	20	1, 68
	1800	213T	EM3311T-8	1,381	L1	16.32	114	91	200	22.2	1, 68
10	3600	213T	EM3312T-8	1,440	L1	16.32	121	89.5	200	27.3	1, 68
	1800	215T	EM3313T-8	1,672	L1	17.45	129	91.7	200	29.5	1, 68
15	3600	215T	EM3314T-8	2,045	L1	17.45	131	91.7	200	40	1, 68
	1800	254T	EM2513T-8	2,367	L1	21.69	209	93	200	40.7	1, 68
20	3600	254T	EM2514T-8	2,402	L1	21.69	190	91	200	53	1, 24, 69
	1800	256T	EM2515T-8	2,597	L1	21.69	227	93	200	54.3	1, 24, 69
25	3600	256T	EM2516T-8	2,884	L1	21.69	220	91.7	200	65	1, 24, 69
	1800	284T	EM2531T-8	3,166	L1	25.06	333	93.6	200	70	1, 24, 69
30	3600	284TS	EM2534T-8	3,404	L1	22.44	320	93.6	200	78	1, 24, 69
	1800	286T	EM2535T-8	3,462	L1	25.06	278	94.1	200	81	1, 24, 69
40	3600	286TS	EM2538T-8	4,385	L1	22.44	362	92.4	200	105	1, 24, 69
		286TS	M2538T-8	3,685	L1	23.56	259	91.7	200	104	16, 24, 69
50	1800	324T	EM2539T-8	4,516	L1	27.19	434	94.1	200	109	1, 24, 69
	3600	324TS	EM2542T-8	4,776	L1	25.69	375	93	200	129	1, 24, 69
60	1800	326T	EM2543T-8	4,983	L1	27.69	467	94.5	200	132	1, 24, 69
	1800	364T	EM2547T-8	6,274	L1	30.69	623	95	200	160	1, 24, 69
75	1800	365T	EM2551T-8	7,701	L1	29.70	783	95	200	199	1, 24, 69
100	1800	404T	EM2555T-8	8,959	L1	36.97	906	95.4	200	263	1, 24, 69
575 volts											
1/3	1800	56	EM31104-5	451	K	9.51	24	73.4	575	0.5	15
1/2	1800	56	EM31108-5	497	K	11.01	31	78.2	575	0.7	15
3/4	1800	56	EM31112-5	547	K	11.07	33	81.5	575	0.9	15
		56	EM31116-5	576	K	11.07	38	85.5	575	1.2	15
1	1800	143T	EM3116T-5	711	LS	11.12	34	85.5	575	1.2	1
1 1/2	1800	145T	EM3154T-5	743	LS	11.62	37	86.5	575	1.8	1
2	1800	145T	EM3157T-5	796	LS	12.12	39	86.5	575	2.3	1
3	1800	182T	EM3211T-5	858	LS	15.00	69	89.5	575	3.4	1
5	1800	184T	EM3218T-5	940	LS	16.50	82	89.5	575	5.3	1
7 1/2	1800	213T	EM3311T-5	1,381	LS	16.32	114	91	575	7.8	1
10	1800	215T	EM3313T-5	1,672	LS	17.45	123	91.7	575	10	1
15	1800	254T	EM2513T-5	2,367	LS	21.69	273	93	575	14.1	1
20	1800	256T	EM2515T-5	2,597	L1	21.69	227	93	575	18.9	1
25	1800	284T	EM2531T-5	3,166	L1	25.06	312	93.6	575	24.5	1
30	1800	286T	EM2535T-5	3,462	L1	25.06	333	94.1	575	28	1
40	1800	324T	EM2539T-5	4,516	L1	27.19	397	94.1	575	40	1
50	1800	326T	EM2543T-5	4,983	L1	27.69	465	94.5	575	46	1
60	1800	364T	EM2547T-5	6,274	L1	30.69	430	95	575	56	1
75	1800	365T	EM2551T-5	7,701	L1	33.72	740	95	575	68	1
100	1800	404T	EM2555T-5	8,959	L1	36.97	943	95.4	575	93	1
125	1800	405T	EM2559T-5	10,991	L1	34.47	960	95.4	575	114	1
150	1800	444T	EM2558T-5	12,208	L1	39.56	1535	96.2	575	136	1

(a) See notes on inside back flap.

Product family code: G03

■ Cast iron frame

Custom induction motors available up to 30,000 Hp.

Contact your sales representative for additional information.

Information

Single phase

General purpose

Severe duty

Large AC

Washdown duty

Explosion proof

Pump

HVAC

Farm duty

Three phase, open drip proof, C-Face, foot mounted

1/3 thru 100 Hp

IP22



Features:

- Locked DE bearing to allow mounting in any configuration
- Suitable for inverter use per NEMA MG1 Part 31.4.4.2
- 60 Hz designs with 50 Hz information on 2,4,6 pole 1-125 Hp ratings
- Designed for longevity with a 3 year warranty on premium efficient Super-E® motors
- Optimized airflow design providing higher horsepower in a smaller package

Applications:

- Fans
- Pumps
- Blowers
- Conveyors
- Compressors
- Industrial machines
- Other general purpose applications

Hp	RPM	NEMA Frame	Catalog Number	List Price	Mult. Sym.	"C" Dim.	Aprx. Wt. (lb)	Full Load Efficiency	Voltage	Full Load Amps	Notes (a)
1/3	1800	56C	CEM31104	479	K	10.10	24	73.4	230/460	0.7	15, 30
	3600	56C	CEM31107	510	K	10.10	20	73.4	230/460	0.8	15, 30
1/2	1800	56C	CEM31108	525	K	11.60	31	78.2	230/460	0.8	15, 30
	3600	56C	CEM31112	575	K	11.06	35	81.1	230/460	1	15, 30
3/4	1800	56C	CEM31112	575	K	11.06	35	81.1	230/460	1	15, 30
1	1800	143TC	CEM3116T	749	L1	11.62	35	85.5	230/460	1.5	1, 30
1 1/2	1800	145TC	CEM3154T	781	L1	11.62	31	86.5	230/460	2.2	1, 30
	3600	56C	CEM31155	600	K	12.06	43	85.5	230/460	2.6	15, 30
2	1800	145TC	CEM3157T	834	L1	12.12	41	86.5	230/460	2.9	1, 30
	3600	145TC	CEM3158T	765	L1	13.00	46	85.5	230/460	3.8	1, 30
3	1800	182TC	CEM3211T	930	L1	15.00	71	89.5	230/460	4.2	1, 30
	3600	182TC	CEM3212T	866	L1	13.62	64	86.5	230/460	6	1, 30
5	1800	184TC	CEM3218T	1,012	L1	16.50	87	89.5	230/460	6.6	1, 30
	3600	184TC	CEM3219T	1,331	L1	15.00	77	88.5	230/460	8.6	1, 30
7 1/2	1800	213TC	CEM3311T	1,543	L1	17.06	118	91	230/460	9.7	1, 30
	3600	213TC	CEM3312T	1,602	L1	17.06	121	89.5	230/460	12	1, 30
10	1800	215TC	CEM3313T	1,834	L1	18.19	133	91.7	230/460	12.5	1, 30
	3600	215TC	CEM3314T	2,207	L1	17.06	128	90.2	230/460	17.5	1, 30
15	1800	254TC	CEM2513T	2,692	L1	21.69	213	93	230/460	17.7	1, 30
	3600	254TC	CEM2514T	2,727	L1	21.69	194	91	230/460	23.5	1, 30
20	1800	256TC	CEM2515T	2,922	L1	21.69	231	93	230/460	23.5	1, 30
	3600	256TC	CEM2516T	3,209	L1	21.69	219	91.7	230/460	28	1, 30
25	1800	284TC	CEM2531T	3,749	L1	25.06	336	93.6	230/460	30	1, 30
	3600	284TC	CEM2535T	4,045	L1	25.06	430	94.1	230/460	35	1, 30
40	1800	324TC	CEM2539T	5,325	L1	27.19	378	94.1	230/460	49	1, 30
50	1800	326TC	CEM2543T	5,792	L1	27.69	494	94.5	230/460	57	1, 30
60	1800	364TC	CEM2547T	7,207	L1	30.69	632	95	230/460	68	1, 30
75	1800	365TC	CEM2551T	8,634	L1	33.72	457	95	230/460	87	1, 30
100	1800	404TC	CEM2555T	10,036	L1	36.97	945	95.4	230/460	118	1, 30

(a) See notes on inside back flap.

Custom induction motors available up to 30,000 Hp.
Contact your sales representative for additional information.

Product family code: G03

Three phase, open drip proof, C-Face, footless

1/4 thru 30 Hp

IP22



Features:

- Footless design reduces weight and improves safety
- Locked DE bearing to allow mounting in any configuration
- Suitable for inverter use per NEMA MG1 Part 31.4.4.2
- 60 Hz designs with 50 Hz information on 2,4,6 pole 1-125 Hp ratings
- Designed for longevity with a 3 year warranty on premium efficient Super-E® motors
- Optimized airflow design providing higher horse power in a smaller package

Applications:

- Fans
- Pumps
- Blowers
- Conveyors
- Compressors
- Industrial machines
- Other general purpose applications

Hp	RPM	NEMA Frame	Catalog Number	List Price	Mult. Sym.	"C" Dim.	Aprx. Wt. (lb)	Full Load Efficiency	Voltage	Full Load Amps	Notes (a)
1/4	1800	56C	KEM30003	455	K	11.35	21	69.5	230/460	0.5	15, 30
	3600	56C	KEM30006	476	K	11.22	22	69.5	230/460	0.6	15, 30
1/3	1800	56C	VEM31104	479	K	11.22	24	73.4	230/460	0.7	15, 30
	3600	56C	VEM31107	510	K	11.22	24	73.4	230/460	0.8	15, 30
1/2	1800	56C	VEM31108	525	K	12.72	31	78.2	230/460	0.8	15, 30
	1200	56C	VEM31109	571	K	13.35	34	75.3	230/460	1	15, 30
	3600	56C	VEM31111	508	K	11.22	25	76.8	230/460	1.2	15, 30
3/4	1800	56C	VEM31112	575	K	12.23	32	81.1	230/460	1	15, 30
	1200	56C	VEM31153	696	K	13.23	39	81.7	230/460	1.3	15, 30
		143TC	VM3153T	606	L1	13.41	32	77	230/460	1.5	30
	3600	56C	VEM31115	520	K	11.84	27	77	230/460	1.6	15, 30
1	1800	56C	VEM31116	604	K	12.23	37	83.5	230/460	1.5	15, 30
		143TC	VEM3116T	749	L1	12.25	38	85.5	230/460	1.5	1, 30
	1200	145TC	VM3156T	680	L1	13.30	40	80	230/460	1.9	1, 16
		143TC	VEM3156T	765	L1	13.25	39	82.5	230/460	1.8	1, 30
11/2	3600	56C	VEM31120	536	K	12.23	34	84	230/460	2	15, 30
		143TC	VEM3120T	650	L1	12.25	34	84	230/460	2	1, 30
	1800	56C	VEM31154	659	K	13.23	35	86.5	230/460	2.2	15, 30
		145TC	VEM3154T	781	L1	13.25	37	86.5	230/460	2.2	1, 30
2	1200	145TC	VEM3159T	889	L1	15.92	68	86.5	230/460	2.5	1, 30
		56C	VEM31155	600	K	13.23	43	85.5	230/460	2.6	15, 30
	3600	143TC	VEM3155T	756	L1	13.25	43	86.5	230/460	2.5	1, 30
		56C	VEM31157	690	K	14.12	48	86.5	230/460	3	15, 30
3	1800	145TC	VEM3157T	834	L1	13.25	43	86.5	230/460	2.9	1, 30
		184TC	VEM3215T	942	L1	18.03	82	87.5	230/460	3.4	1, 30
	3600	56C	VEM31158	669	K	13.24	50	85.5	230/460	3.8	15, 30
		145TC	VEM3158T	765	L1	14.18	50	85.5	230/460	3.7	1, 30
5	1800	145TC	VEM3161T	794	L1	15.92	74	89.5	230/460	4.2	1, 30
		182TC	VEM3211T	930	L1	16.54	74	89.5	230/460	4.2	1, 30
	3600	213TC	VEM3305T	1,269	L1	17.94	137	88.5	230/460	4.5	1, 30
		182TC	VEM3212T	866	L1	16.54	64	86.5	230/460	6	1, 30
7 1/2	1800	184TC	VEM3218T	1,012	L1	18.03	92	89.5	230/460	6.6	1, 30
		215TC	VEM3309T	1,613	L1	19.07	141	89.5	230/460	7.4	1, 30
	3600	184TC	VEM3219T	1,331	L1	16.54	77	88.5	230/460	8.6	1, 30
10	1800	213TC	VEM3311T	1,543	L1	17.94	120	91	230/460	9.7	1, 30
		213TC	VEM3312T	1,602	L1	17.94	121	89.5	230/460	12	1, 30
15	1800	215TC	VEM3313T	1,834	L1	19.07	132	91.7	230/460	12.5	1, 30
		215TC	VEM3314T	2,207	L1	17.94	131	90.2	230/460	17.5	1, 30
	3600	254TC	VEM2513T	2,692	L1	22.25	234	93	230/460	17.7	1, 30
20	1800	254TC	VEM2514T	2,727	L1	22.25	185	91	230/460	23.5	1, 30
		256TC	VEM2515T	2,922	L1	22.25	220	93	230/460	23.5	1, 30
25	3600	254TC	VEM2516T	3,209	L1	22.00	233	91.7	230/460	28	1, 30
		284TC	VEM2531T	3,749	L1	25.50	377	93.6	230/460	30	1, 30
30	3600	284TSC	VEM2534T	3,987	L1	25.10	320	91.7	230/460	35	1, 30

(a) See notes on inside back flap. Custom induction motors available up to 30,000 Hp. Contact your sales representative for additional information. **Product family code: G03**

Information

Single phase

General purpose

Severe duty

Large AC

Washdown duty

Explosion proof

Pump

HVAC

Farm duty

F-2 mount, three phase, TEFC and ODP, foot mounted

1 thru 100 Hp

TEFC
IP44*

ODP
IP22



Features:

- Suitable for inverter use per NEMA MG1 Part 31.4.4.2
- Designed for longevity with a 3 year warranty on premium efficient Super-E® motors
- Dynamically balanced rotor to increase bearing life
- Cast iron or heavy gauge steel design

Applications:

- Fans
- Pumps
- Blowers
- Conveyors
- Compressors
- Industrial machines
- Other general purpose F-2 applications

Hp	RPM	NEMA Frame	Catalog Number	List Price	Mult. Sym.	"C" Dim.	Aprx. Wt. (lb)	Full Load Efficiency	Voltage	Full Load Amps	Notes (a)
Totally enclosed fan cooled, 230/460 volts											
1	1800	143T	EFM3546T	738	L1	12.31	35	85.5	230/460	1.5	1,30
1 1/2	1800	145T	EFM3554T	820	L1	13.31	41	86.5	230/460	2.2	1,30
2	1800	145T	EFM3558T	867	L1	13.31	41	86.5	230/460	2.9	1,30
3	3600	182T	EFM3610T	882	L1	15.14	73	86.5	230/460	3.6	1,30
	1800	182T	EFM3611T	890	L1	16.55	73	89.5	230/460	4.2	1,30
5	3600	184T	EFM3613T	978	L1	16.55	75	88.5	230/460	5.9	1,30
	1800	184T	EFM3615T	919	L1	18.06	91	89.5	230/460	6.7	1,30
7 1/2	3600	213T	EFM3709T	1,465	L1	17.91	128	89.5	230/460	9	1,30
	1800	213T	EFM3710T	1,326	L1	19.01	128	91.7	230/460	9.4	1,30
10	3600	215T	EFM3711T	1,485	L1	17.91	119	90.2	230/460	11.8	1,30
	1800	215T	EFM3714T	1,497	L1	20.51	165	91.7	230/460	12	1,30
	3600	254T	EFM2394T	2,520	L1	23.16	256	91	230/460	17.5	1,30
15	1800	254T	EFM2333T	2,306	L1	23.28	256	92.4	230/460	18.1	1,30
	1200	284T	EFM4100T	3,880	L1	27.76	372	91.7	230/460	21	1,30
	1800	256T	EFM2334T	2,796	L1	23.28	276	93	230/460	24	1,30
20	1200	286T	EFM4102T	5,166	L1	27.76	437	91.7	230/460	27	1,30
	1800	284T	EFM4103T	3,657	L1	27.76	452	93.6	230/460	30	1,30
30	1800	286T	EFM4104T	4,338	L1	27.76	408	93.6	230/460	36	1,30
40	1800	324T	EFM4110T	5,673	L1	30.28	572	94.1	230/460	48	1,30
	1200	364T	EFM4308T	8,414	L1	33.48	899	94.1	230/460	49.4	1,30
	3600	326TS	EFM4114T	6,429	L1	28.78	578	93	230/460	56	1,30
50	1800	326T	EFM4115T	6,199	L1	30.28	640	94.5	230/460	58	1,30
	1200	365T	EFM4312T	10,167	L1	33.49	868	94.1	230/460	61.7	1,30
60	1800	364T	EFM4314T	8,919	L1	33.44	800	95	230/460	68	1,30
	1200	404T	EFM4403T	12,341	L1	38.04	1322	95	230/460	69	1,30
75	1800	365T	EFM4316T	10,429	L1	33.44	840	95.4	230/460	84.9	1,30
	1200	405T	EFM4404T	14,371	L1	38.04	1300	94.5	230/460	86.8	1,30
100	1800	405T	EFM4400T	12,952	L1	38.31	1160	95.4	230/460	112	1,30
	1200	444T	EFM4409T-4	17,345	L1	44.75	1625	95	460	119	1
Open drip proof, 230/460 volts											
1	1800	145T	EFM3116T	711	L1	11.12	35	85.5	230/460	1.5	1,30
1 1/2	1800	145T	EFM3154T	743	L1	11.62	38	86.5	230/460	2.2	1,30
2	1800	145T	EFM3157T	796	L1	12.12	40	86.5	230/460	2.9	1,30
3	1800	182T	EFM3211T	858	L1	15.00	68	89.5	230/460	4.2	1,30
5	3600	182T	EFM3212T	794	L1	13.62	61	86.5	230/460	6	1,30
	1800	184T	EFM3218T	940	L1	16.50	84	89.5	230/460	6.6	1,30
7 1/2	3600	184T	EFM3219T	1,259	L1	15.00	77	88.5	230/460	8.6	1,30
	1800	213T	EFM3311T	1,381	L1	16.32	114	91	230/460	9.7	1,30
10	3600	213T	EFM3312T	1,440	L1	16.32	107	89.5	230/460	12	1,30
	1800	215T	EFM3313T	1,672	L1	17.45	125	91.7	230/460	12.5	1,30
15	3600	215T	EFM3314T	2,045	L1	16.32	123	90.2	230/460	17.5	1,30
	1800	254T	EFM2513T	2,367	L1	21.69	214	93	230/460	17.7	1,30
20	1800	256T	EFM2515T	2,597	L1	21.69	226	93	230/460	23.5	1,30

(a) See notes on inside back flap.

■ Cast iron frame

*IP54 when Drain Fitting Kit #HA5027A03 is installed in the weep holes (48 thru 256T frame motors only)

Product family code: enclosed GE3, open GO3

F-2 mount, three phase, ODP, foot mounted

Hp	RPM	NEMA Frame	Catalog Number	List Price	Mult. Sym.	"C" Dim.	Aprx. Wt. (lb)	Full Load Efficiency	Voltage	Full Load Amps	Notes (a)
Open drip proof, 230/460 volts (continued)											
25	1800	284T	EFM2531T	3,166	L1	25.06	313	93.6	230/460	30	1, 30
30	1800	286T	EFM2535T	3,462	L1	25.06	339	94.1	230/460	35	1, 30
40	1800	324T	EFM2539T	4,516	L1	27.19	392	94.1	230/460	49	1, 30
50	1800	326T	EFM2543T	4,983	L1	27.69	547	94.5	230/460	57	1, 30
60	1800	364T	EFM2547T	6,274	L1	30.69	622	95	230/460	68	1, 30
Open drip proof, 200 volts											
2	1800	145T	EFM3157T-8	804	L1	12.12	40	86.5	200	6.5	1, 68
3	1800	182T	EFM3211T-8	870	L1	15.00	70	89.5	200	9.7	1, 68
5	1800	184T	EFM3218T-8	956	L1	16.50	82	89.5	200	15.3	1, 68
7 1/2	1800	213T	EFM3311T-8	1,401	L1	16.32	111	91	200	22.3	1, 68
		213T	FM3311T-8	866	L1	17.00	96	88.5	200	23	16, 68
10	1800	215T	EFM3313T-8	1,696	L1	17.45	127	91.7	200	29.5	1, 68
15	1800	254T	EFM2513T-8	2,394	L1	21.69	209	93	200	40.7	1, 68
20	1800	256T	EFM2515T-8	2,627	L1	21.69	226	93	200	54.3	1, 24, 69

(a) See notes on inside back flap.
 Custom induction motors available up to 30,000 Hp.
 Contact your sales representative for additional information.

Product family code: open GO3

Information

Single phase

General purpose

Severe duty

Large AC

Washdown duty

Explosion proof

Pump

HVAC

Farm duty

Severe duty motors

Baldor-Reliance severe duty motors include features designed to protect against contamination, moisture, vibration and corrosion. These motors use Super-E® premium efficient electrical designs which are built to handle demanding duty cycles, provide high starting and peak torques, and operate over wide speed ranges. Severe Duty motors provide safe, long operating life, reliable performance, and reduced energy consumption in the toughest applications.



Key features:

- Heavy duty cast iron construction
- Premium efficient electrical designs
- Enhanced ingress protection
- Corrosion resistant epoxy finish

For Large AC severe duty motors see ABB NXR Series

1/2 - 350 Horsepower

Product line	ECP/XEX	841XL	661XL	Dirty Duty Plus	Quarry Duty	Crusher Duty	
Frame size range for stock products	143T-449T	143T-449T	182T-365T	56-256T	145T-215T	180T-449T	
Electrical features							
Efficiency	Baldor-Reliance motors meet or exceed all efficiency requirements for US, Canada and Mexico regulations	S	S	S	S	S	
Torque	NEMA Design B torques as a minimum	S	S	S	-	-	
	NEMA Design C: High torque	-	-	-	S	-	
	NEMA Design A: High torque design exceed NEMA Design C	-	-	-	-	S	
Service factor & temp. rise	1.15 service factor – continuous	S	S	S	S	-	
	1.25 service factor up to 100 Hp, 1.15 service factor over 100 Hp – continuous	-	-	-	-	S	
	Class F insulation with Class B rise @ 1.0 service factor	S	S	S	S	S	
Inverter	Suitable for inverter use per NEMA MG1 Part 31.4.4.2	S	S	S	S	S	
Mechanical features							
IP code	IP55 enclosure ingress protection (5008-5810 frames are IP54 rated)	S	-	-	-	S	
	IP56 enclosure ingress protection	-	S	S	S	-	
Frame	Steel band frame – aluminum endplates, cast iron conduit box, steel fan cover	-	-	-	S	-	
	Cast iron frame, endplates, conduit box & fan cover (5008-5810 frames have fabricated steel box and fan covers)	S	S	S	-	S	
	Vertical lifting provisions for shaft up or down mounting	-	-	S	-	-	
	Sealed joints between frame and endplates	S	S	S	S	S	
	Shaft seals: Neoprene V-ring slinger – DE & ODE	S	-	-	-	-	S
Shaft seals	Shaft seals: Non-contact, rotating labyrinth seal – DE & ODE	-	S	S	S	-	
	Shaft seals: Large dome slinger – DE	-	-	S	-	-	
	Ball bearings designs	S	S	-	S	S	
Bearings & lubrication	Roller bearing designs for belted applications	S	S	S	-	S	
	Bearings: Non regreasable, lubed for life, double sealed	-	-	-	S	-	
	Bearings: Regreasable with grease inlet fitting and outlet threaded plug on DE & ODE	S	-	-	-	S	
	Bearings: Regreasable with PLS lubrication system 140T-449T frames. Grease inlet & auto relief fittings on DE & ODE. (Also included on ECP/XEX & Crusher duty 360T-449T frames)	-	S	S	-	-	-
	Paint: Corrosion resistant 2 part epoxy paint system, exceeding 300 hrs. salt fog test per ASTM B 117, epoxy coated rotor and stator	S	S	S	-	S	S
Paint	Paint: Corrosion resistant 2 part epoxy paint system, exceeding 2,000 hrs. salt fog test per ASTM B 117, epoxy coated rotor and stator	-	-	-	S	-	
	Conduit box: Oversized, diagonally split with lipped cover, threaded NPT inlet and rotatable in 90 degree increments	S	S	S	-	-	
Conduit box	Conduit box: Oversized, lipped cover, threaded NPT inlet, rotatable in 180 degree increments	-	-	-	S	-	
	Nameplate: 304 series stainless steel embossed raised letter	S	S	S	S	-	
Nameplate	Nameplate: 304 series stainless steel laser etched letter	-	-	-	-	S	
	Other key features						
Certifications & tests	Nameplate marked Class 1, Division 2, Groups A, B, C, D with T2 temperature code or better.	S	S	S	-	-	
	Meets and exceeds IEEE 841	-	S	S	-	-	
	Meets and exceeds IEEE 45	-	S	S	S	-	
	Documented final motor test– ships with motor	-	S	S	-	-	
Warranty	Warranty – in years from date of manufacture	3	5	5	3	3	

S = Standard

Three phase, totally enclosed, 230/460 volts, 460 volts & 475 volts, foot mounted

1 thru 350 Hp

IP55



Features:

- Robust cast iron construction
- Regreasable bearings all frames
- IP55
- Embossed raised letter, 304 stainless steel nameplates
- Inverter ready nameplate
- Division 2, Class I, Groups A,B,C,D markings on nameplate

Applications:

- Chemical, oil & gas
- Pulp & paper, forest products
- Metals & foundries
- Cement, aggregate & above ground mining
- Food processing
- Power generation

Hp	RPM	NEMA Frame	Catalog Number	List Price	Mult. Sym.	"C" Dim.	Aprx. Wt. (lb)	Full Load Efficiency	Voltage	Full Load Amps	Notes (a)	
230/460 volts & 460 volts												
1	3600	143T	ECP3580T	950	SD	12.95	59	84	230/460	1.4	1	
		143T	ECP3580T-4	950	SD	12.95	59	84	460	1.4	1	
	1800	143T	ECP3581T	1,044	SD	12.88	64	87.5	230/460	1.5	1,30	
		143T	ECP3581T-4	1,044	SD	12.88	61	87.5	460	1.5	1	
	1200	143T	ENCP3581T-4	1,087	SD	11.36	56	87.5	460	1.5	1,60	
		145T	ECP3582T	1,153	SD	12.88	68	82.5	230/460	1.7	1,30	
	900	145T	ECP3582T-4	1,153	SD	12.88	69	82.5	460	1.7	1	
		182T	ECP3687T-4	1,619	SD	15.93	103	78.5	460	2	1	
	1 1/2	3600	143T	ECP3583T	1,080	SD	12.95	67	85.5	230/460	2	1,30
			143T	ECP3583T-4	1,080	SD	12.95	67	85.5	460	2	1
1800		145T	ECP3584T	1,063	SD	12.88	69	88.5	230/460	2.1	1,30	
		145T	ECP3584T-4	1,063	SD	12.88	72	88.5	460	2.1	1	
1200		182T	ECP3667T	1,349	SD	15.93	108	87.5	230/460	2.5	1,30	
		182T	ECP3667T-4	1,349	SD	15.93	108	87.5	460	2.5	1	
900	184T	ECP3668T-4	2,015	SD	15.93	110	80	460	3.2	1		
	3600	145T	ECP3586T	1,130	SD	12.95	74	86.5	230/460	2.5	1,30	
1800		145T	ECP3586T-4	1,130	SD	12.95	74	86.5	460	2.5	1	
	1200	145T	ECP3587T	1,110	SD	12.88	75	88.5	230/460	2.8	1,30	
900		145T	ECP3587T-4	1,110	SD	12.88	73	88.5	460	2.8	1	
	3600	184T	ECP3664T	1,366	SD	15.93	122	88.5	230/460	3.2	1	
1800		184T	ECP3664T-4	1,366	SD	15.93	120	88.5	460	3.2	1	
	1200	213T	ECP3772T-4	2,541	SD	19.50	179	85.5	460	3.8	1	
900		182T	ECP3660T	1,336	SD	15.93	104	88.5	230/460	3.4	1,30	
	3600	182T	ECP3660T-4	1,336	SD	15.93	106	88.5	460	3.4	1	
1800		182T	ECP3661T	1,404	SD	15.93	110	89.5	230/460	4.1	1,30	
	1200	182T	ECP3661T-4	1,404	SD	15.93	112	89.5	460	4.1	1	
900		213T	ECP3764T	1,971	SD	19.50	185	90.2	230/460	4.5	1,30	
	3600	213T	ECP3764T-4	1,971	SD	19.50	209	89.5	460	4.5	1	
1800		215T	ECP3775T-4	2,755	SD	19.50	203	85.5	460	5.2	1	
	1200	184T	ECP3663T	1,644	SD	15.93	114	90.2	230/460	5.7	1,30	
900		184T	ECP3663T-4	1,644	SD	15.93	111	89.5	460	5.7	1	
	3600	184T	ECP3665T	1,429	SD	15.93	118	89.5	230/460	6.5	1,30	
1800		184T	ECP3665T-4	1,429	SD	15.93	119	89.5	460	6.6	1	
	1200	215T	ECP3768T	1,998	SD	19.50	212	90.2	230/460	7.3	1,30	
900		215T	ECP3768T-4	1,998	SD	19.50	227	90.2	460	7.3	1	
	3600	254T	ECP2280T-4	4,385	SD	24.78	327	87.5	460	8.6	1	

(a) See notes on inside back flap.

■ Cast iron frame

Product family code: SDM

Information

Single phase

General purpose

Severe duty

Large AC

Washdown duty

Explosion proof

Pump

HVAC

Farm duty

Three phase, totally enclosed, 230/460 volts, 460 volts & 575 volts, foot mounted

Hp	RPM	NEMA Frame	Catalog Number	List Price	Mult. Sym.	"C" Dim.	Aprx. Wt. (lb)	Full Load Efficiency	Voltage	Full Load Amps	Notes (a)
7 1/2	3600	213T	ECP3769T	2,145	SD	19.50	169	91	230/460	8.6	1
		213T	ECP3769T-4	2,145	SD	19.50	173	91.7	460	8.6	1
	1800	213T	ECP3770T	1,799	SD	19.50	170	91.7	230/460	9.5	1
		213T	ECP3770T-4	1,799	SD	19.50	170	91.7	460	9.5	1
	1200	254T	ECP2276T	2,858	SD	24.78	335	91	230/460	10.7	1, 30
		254T	ECP2276T-4	2,858	SD	24.78	337	91	460	10.7	1
10	900	256T	ECP2401T-4	5,014	SD	24.78	347	86.5	460	12.1	1
		215T	ECP3771T	2,284	SD	19.50	203	92.4	230/460	11	1
	1800	215T	ECP3771T-4	2,284	SD	19.50	215	92.4	460	11	1
		215T	ECP3774T	2,154	SD	19.50	231	92.4	230/460	12.5	1
	1200	215T	ECP3774T-4	2,154	SD	19.50	211	92.4	460	12.5	1
		256T	ECP2332T	3,713	SD	24.78	348	91	230/460	14.2	1, 30
15	900	256T	ECP2332T-4	3,713	SD	24.78	347	91	460	14.2	1
		284T	ECP2402T-4	5,849	SD	27.93	468	89.5	460	14.6	1
	3600	254T	ECP2294T	2,922	SD	24.78	300	91.7	230/460	17.2	1, 30
		254T	ECP2394T-4	2,922	SD	24.78	297	91.7	460	17.2	1
	1800	254T	ECP2333T	2,745	SD	24.78	314	92.4	230/460	18.1	1, 30
		254T	ECP2333T-4	2,745	SD	24.78	294	92.4	460	18.1	1
20	1200	284T	ECP4100T	4,257	SD	27.93	449	91.7	230/460	21	1, 30
		284T	ECP4100T-4	4,257	SD	27.93	448	91.7	460	21	1
	900	286T	ECP2395T-4	7,807	SD	27.93	479	89.5	460	23	1
		256T	ECP4106T	3,408	SD	24.78	324	91.7	230/460	22	1, 30
	3600	256T	ECP4106T-4	3,408	SD	24.78	328	91.7	460	22	1
		256T	ECP2334T	2,944	SD	24.78	334	93	230/460	24	1, 30
25	1800	256T	ECP2334T-4	2,944	SD	24.78	333	93	460	24	1
		286T	ECP4102T	5,784	SD	27.93	437	91.7	230/460	27	1
	1200	286T	ECP4102T-4	5,784	SD	27.93	437	91.7	460	27	1
		324T	ECP4112T-4	8,900	SD	30.66	600	90.2	460	30	1
	3600	284TS	ECP4107T	4,096	SD	26.62	396	91.7	230/460	28	1, 30
		284TS	ECP4107T-4	4,096	SD	26.62	410	91.7	460	28	1
30	1800	284T	ECP4103T	3,852	SD	27.93	431	93.6	230/460	30	1, 30
		284T	ECP4103T-4	3,852	SD	27.93	435	93.6	460	30	1
	1200	324T	ECP4111T	6,044	SD	30.28	604	93	230/460	32	1, 30
		324T	ECP4111T-4	6,044	SD	30.28	608	93	460	32	1
	900	326T	ECP4124T-4	11,114	SD	30.66	598	90.2	460	37	1
		286TS	ECP4108T	4,993	SD	26.62	440	91.7	230/460	34	1
40	3600	286TS	ECP4108T-4	4,993	SD	26.62	424	91.7	460	34	1
		286T	ECP4104T	4,574	SD	27.93	475	93.6	230/460	38	1, 30
	1800	286T	ECP4104T-4	4,574	SD	27.93	470	93.6	460	38	1
		326T	ECP4117T	7,791	SD	30.28	621	93	230/460	39	1, 30
	1200	326T	ECP4117T-4	7,791	SD	30.28	633	93	460	39	1
		364T	ECP4113T-4	11,752	SD	33.44	813	92.4	460	39.3	1
50	3600	324TS	ECP4109T	6,859	SD	29.15	552	93	230/460	45	1
		324TS	ECP4109T-4	6,859	SD	29.15	566	93	460	46	1
	1800	324T	ECP4110T	5,984	SD	30.28	618	94.1	230/460	48	1, 30
		324T	ECP4110T-4	5,984	SD	30.28	626	94.1	460	48	1
	1200	364T	ECP4308T	9,710	SD	33.49	918	94.1	230/460	49.4	1
		364T	ECP4308T-4	9,710	SD	33.49	889	94.1	460	49.4	1
Farm duty	900	365T	ECP4315T-4	13,513	SD	33.44	813	93	460	52	1
		326TS	ECP4114T	7,188	SD	29.15	619	93	230/460	56	1, 30
	3600	326TS	ECP4114T-4	7,188	SD	29.15	610	93	460	56	1
		326T	ECP4115T	7,024	SD	30.28	641	94.5	230/460	58	1, 30
	1800	326T	ECP4115T-4	7,024	SD	30.28	668	94.5	460	58	1
		365T	ECP4312T	10,343	SD	33.49	928	94.1	230/460	61.7	1
900	365T	ECP4312T-4	10,343	SD	33.49	920	94.1	460	61.7	1	
	405T	ECP4417T-4	16,652	SD	38.20	1216	93	460	63	1	

(a) See notes on inside back flap.

■ Cast iron frame

Product family code: SDM

Three phase, totally enclosed, 230/460 volts, 460 volts & 575 volts, foot mounted

Hp	RPM	NEMA Frame	Catalog Number	List Price	Mult. Sym.	"C" Dim.	Aprx. Wt. (lb)	Full Load Efficiency	Voltage	Full Load Amps	Notes (a)	
60	3600	364TS	ECP4310T	10,431	SD	31.37	929	95	230/460	65.1	1	
		364TS	ECP4310T-4	10,431	SD	31.37	882	95	460	65.1	1	
	1800	364T	ECP4314T	9,414	SD	33.49	933	95	230/460	68	1	
		364T	ECP4314T-4	9,414	SD	33.49	941	95	460	68	1	
	1200	404T	ECP4403T	14,128	SD	38.20	1281	95	230/460	69	1	
		404T	ECP4403T-4	14,128	SD	38.20	1331	95	460	69	1	
		404T	ECP4403TR-4	14,842	SD	38.20	1375	94.5	460	67.3	1,5	
		405T	ECP4418T-4	19,529	SD	38.20	1216	93	460	76	1	
	75	3600	365TS	ECP4313T	11,661	SD	31.37	1004	93.6	230/460	80.7	1
			365TS	ECP4313T-4	11,661	SD	31.37	990	93.6	460	80.7	1
1800		365T	ECP4316T	11,000	SD	33.49	958	95.4	230/460	85.9	1	
		365T	ECP4316T-4	11,000	SD	33.49	962	95.4	460	84.9	1	
405T		365T	ECP4316TR-4	11,625	SD	33.44	965	95.4	460	85.9	1,5	
		405T	ECP4404T	17,194	SD	38.20	1275	94.5	230/460	86.9	1	
1200		405T	ECP4404T-4	17,194	SD	38.20	1334	94.5	460	86.9	1	
		405T	ECP4404TR-4	17,908	SD	38.20	1334	94.5	460	86.9	1,5	
		444T	ECP4419T-4	24,111	SD	44.75	1815	94.5	460	89.3	1	
		405TS	ECP4402T	14,657	SD	35.04	1283	94.1	230/460	110	1	
100	3600	405TS	ECP4402T	14,657	SD	35.04	1283	94.1	230/460	110	1	
		405TS	ECP4402T-4	14,657	SD	35.04	1272	94.1	460	110	1	
	1800	405T	ECP4400T-4	14,439	SD	38.20	1296	95.4	460	112	1	
		405T	ECP4400TR-4	15,153	SD	38.20	1326	95.4	460	112	1,5	
	405TS	405TS	ECP4400TS-4	14,439	SD	35.04	1304	95.4	460	112	1	
		444T	ECP4409T-4	18,912	SD	44.75	1871	95	460	119	1	
	1200	444T	ECP4409TR-4	20,140	SD	44.75	1871	95	460	119	1,5	
		445T	ECP4420T-4	28,143	SD	44.75	1905	93.6	460	125	1	
		444TS	ECP4412T	17,223	SD	41.08	1957	95	230/460	138	1	
		444TS	ECP4412T-4	17,223	SD	41.08	1901	95	460	137	1	
125	1800	444T	ECP4410T-4	17,070	SD	44.75	1950	95.4	460	144	1	
		444T	ECP4410TR-4	18,298	SD	44.75	1950	95.4	460	144	1,5	
	1200	445T	ECP4411T-4	21,365	SD	44.75	2146	95	460	146	1	
		445T	ECP4411TR-4	22,593	SD	44.75	2146	95	460	146	1,5	
	900	447T	ECP4421T-4	30,823	SD	48.24	2330	95	460	149	1	
	3600	445TS	ECP4413T-4	20,191	SD	40.83	2017	95	460	164	1	
		445T	ECP4406T-4	19,997	SD	44.75	2190	95.8	460	169	1	
		445T	ECP4406TR-4	21,225	SD	44.75	2190	95.8	460	169	1,5	
		447T	ECP44156T-4	24,088	SD	48.24	2546	95.8	460	170	1	
	150	1200	447T	ECP44156TR-4	25,315	SD	48.24	2585	95.8	460	170	1,5
449T			ECP4422T-4	35,415	SD	53.24	3051	95	460	188	1	
3600		447TS	ECP4416T-4	23,908	SD	44.48	2436	96.2	460	213	1	
		447T	ECP4407T-4	24,056	SD	48.24	2545	96.2	460	222	1	
1800		447T	ECP4407TR-4	25,282	SD	48.24	2621	96.2	460	222	1,5	
		447TS	ECP4407TS-4	24,056	SD	44.48	2573	96.2	460	222	1	
		449T	ECP44206T-4	31,553	SD	53.24	3104	95.8	460	225	1	
		449T	ECP44206TR-4	32,779	SD	53.24	3091	95.8	460	225	1,5	
900		449T	ECP4423T-4	44,951	SD	53.24	3179	95	460	248	1	
200		3600	449TS	ECP44252T-4	36,560	SD	49.48	2633	95.8	460	269	1
	449T		ECP4408T-4	30,527	SD	53.24	2981	96.2	460	276	1	
	1800	449T	ECP4408TR-4	31,753	SD	53.24	2995	96.2	460	276	1,5	
		449T	ECP44256T-4	44,018	SD	53.24	3090	96.2	460	283	1	
	1200	449T	ECP44256TR-4	45,244	SD	53.24	3093	95.8	460	287	1,5	
		900	L449T	ECP49258T-4	54,429	SD	60.13	3430	95	460	288	1,99
		3600	449TS	ECP44302T-4	53,433	SD	49.48	2789	96.2	460	318	1
			449T	ECP44304T-4	42,075	SD	53.24	3061	96.2	460	334	1
	1800	449T	ECP44304TR-4	43,302	SD	53.24	3048	96.2	460	334	1,5	
		1200	L449T	ECP49306T-4	44,454	SD	60.13	3125	95.8	460	340	1,99
900			L449T	ECP49308T-4	65,528	SD	60.13	4089	95	460	378	14,99

(a) See notes on inside back flap.

■ Cast iron frame

Product family code: SDM

Information

Single phase

General purpose

Severe duty

Large AC

Washdown duty

Explosion proof

Pump

HVAC

Farm duty

Three phase, totally enclosed, 230/460 volts, 460 volts & 575 volts, foot mounted

Hp	RPM	NEMA Frame	Catalog Number	List Price	Mult. Sym.	"C" Dim.	Aprx. Wt. (lb)	Full Load Efficiency	Voltage	Full Load Amps	Notes (a)
350	3600	449TS	ECP44352T-4	64,135	SD	49.48	2965	95.8	460	370	1
	1800	L449T	ECP49354T-4	50,488	SD	60.21	3543	96.2	460	384	1, 99
575 Volt											
1	3600	143T	ECP3580T-5	950	SD	12.88	61	84	575	1.1	1
	1800	143T	ECP3581T-5	1,044	SD	12.88	65	87.5	575	1.2	1
11/2	1800	145T	ECP3584T-5	1,063	SD	12.88	71	88.5	575	1.7	1
2	1800	145T	ECP3587T-5	1,110	SD	12.88	75	86.5	575	2.3	1
	3600	182T	ECP3660T-5	1,336	SD	15.93	107	88.5	575	2.7	1
3	1800	182T	ECP3661T-5	1,404	SD	15.93	113	89.5	575	3.3	1
	1200	213T	ECP3764T-5	1,971	SD	19.50	211	90.2	575	3.6	1
5	3600	184T	ECP3663T-5	1,644	SD	15.93	111	89.5	575	4.6	1
	1800	184T	ECP3665T-5	1,429	SD	15.93	118	89.5	575	5.3	1
	1200	215T	ECP3768T-5	1,998	SD	19.50	196	90.2	575	5.8	1
7 1/2	3600	213T	ECP3769T-5	2,145	SD	19.50	169	91.7	575	6.9	1
	1800	213T	ECP3770T-5	1,799	SD	19.50	170	91.7	575	7.5	1
10	1200	254T	ECP2276T-5	2,858	SD	24.78	333	91.7	575	8.7	1
	3600	215T	ECP3771T-5	2,284	SD	19.50	182	92.4	575	8.9	1
	1800	215T	ECP3774T-5	2,154	SD	19.50	231	92.4	575	10	1
	1200	256T	ECP2332T-5	3,713	SD	24.78	347	91	575	11.5	1
	3600	254T	ECP2394T-5	2,922	SD	24.78	239	91.7	575	13.8	1
15	1800	254T	ECP2333T-5	2,745	SD	24.78	297	92.4	575	14.6	1
	1200	284T	ECP4100T-5	4,257	SD	27.93	446	93	575	15.9	1
	3600	256T	ECP4106T-5	3,408	SD	24.78	310	91.7	575	17.9	1
20	1800	256T	ECP2334T-5	2,944	SD	24.78	325	93	575	19.2	1
	1200	286T	ECP4102T-5	5,784	SD	27.93	478	93	575	20.6	1
	1800	284T	ECP4103T-5	3,852	SD	27.93	424	93.6	575	24	1
25	1200	324T	ECP4111T-5	6,044	SD	30.28	612	93	575	25.7	1
	1800	286T	ECP4104T-5	4,574	SD	27.93	467	93.6	575	29	1
40	1800	324T	ECP4110T-5	5,984	SD	30.28	623	94.1	575	37	1
50	1800	326T	ECP4115T-5	7,024	SD	30.28	652	94.5	575	45	1
60	1800	364T	ECP4314T-5	9,414	SD	33.49	936	95	575	54.4	1
75	1800	365T	ECP4316T-5	11,000	SD	33.49	966	95.4	575	68.7	1
100	1800	405T	ECP4400T-5	14,439	SD	38.04	1305	95.4	575	89.6	1
125	1800	444T	ECP4410T-5	17,070	SD	44.75	2054	95.4	575	115	1
150	1800	445T	ECP4406T-5	19,997	SD	44.75	2175	95.8	575	135	1
200	1800	447T	ECP4407T-5	24,056	SD	48.24	2570	96.2	575	178	1

(a) See notes on inside back flap.

■ Cast iron frame

Product family code: SDM

Three phase, totally enclosed, 460 & 230/460 volts, C-Face

1 thru 200 Hp

IP55



Features:

- Robust cast iron construction
- Regreasable bearings all frames
- Embossed raised letter, 304 stainless steel nameplates
- Inverter ready nameplate
- Division 2, Class I, Groups A,B,C,D markings on nameplate
- Locked bearing to allow mounting in any configuration

Applications:

- Chemical, oil & gas
- Pulp & paper, forest products
- Metals & foundries
- Cement, aggregate & above ground mining
- Food processing
- Power generation

Hp	RPM	NEMA Frame	Catalog Number	List Price	Mult. Sym.	"C" Dim.	Aprx. Wt. (lb)	Full Load Efficiency	Voltage	Full Load Amps	Notes (a)
C-Face, Foot Mounted											
1	1800	143TC	CECP3581T	1,099	SD	13.38	67	87.5	230/460	1.5	1
	1200	145TC	CECP3582T	1,211	SD	13.38	75	82.5	230/460	1.7	1
1 1/2	1800	145TC	CECP3584T	1,121	SD	13.38	72	88.5	230/460	2.1	1
	1200	182TC	CECP3667T	1,407	SD	16.68	99	87.5	230/460	2.5	1
2	1800	145TC	CECP3587T	1,166	SD	13.38	76	88.5	230/460	2.8	1
	1200	184TC	CECP3664T	1,422	SD	16.68	113	88.5	230/460	3.2	1
3	3600	182TC	CECP3660T	1,436	SD	16.68	112	88.5	230/460	3.4	1, 30
	1800	182TC	CECP3661T	1,505	SD	16.68	114	89.5	230/460	4.1	1
	1200	213TC	CECP3764T	2,072	SD	20.24	187	90.2	230/460	4.5	1, 30
5	3600	184TC	CECP3663T	1,744	SD	16.68	121	90.2	230/460	5.7	1, 30
	1800	184TC	CECP3665T	1,529	SD	16.68	130	89.5	230/460	6.5	1
	1200	215TC	CECP3768T	2,098	SD	20.24	226	90.2	230/460	7.3	1, 30
7 1/2	3600	213TC	CECP3769T	2,345	SD	20.24	173	89.5	230/460	8.6	1
	1800	213TC	CECP3770T	2,000	SD	20.24	170	91.7	230/460	9.5	1
	1200	254TC	CECP2276T	3,059	SD	25.28	305	91	230/460	10.7	1, 30
10	3600	215TC	CECP3771T	2,482	SD	20.24	203	92.4	230/460	11	1, 30
	1800	215TC	CECP3774T	2,354	SD	20.24	231	92.4	230/460	12.5	1
	1200	256TC	CECP2332T	3,913	SD	25.28	323	91	230/460	14.2	1, 30
15	3600	254TC	CECP2294T	3,505	SD	25.28	307	91.7	230/460	17.2	1, 30
	1800	254TC	CECP2333T	3,344	SD	25.28	297	92.4	230/460	18.1	1, 30
	1200	254TC	CECP2333T-4	3,344	SD	25.28	296	92.4	460	18.1	1
20	1200	284TC	CECP4100T	4,856	SD	27.93	435	91.7	230/460	21	1, 30
	3600	256TC	CECP4106T	3,991	SD	25.28	333	91	230/460	22	1, 30
	1800	256TC	CECP2334T	3,544	SD	25.28	339	93	230/460	24	1, 30
25	1200	256TC	CECP2334T-4	3,544	SD	25.28	336	93	460	24	1
	1200	286TC	CECP4102T	6,384	SD	27.93	460	91.7	230/460	26	1
	3600	284TSC	CECP4107T	4,868	SD	26.56	396	91.7	230/460	28	1, 30
30	1800	284TC	CECP4103T-4	4,684	SD	27.93	440	93.6	460	30	1
	1200	286TC	CECP4103T	4,684	SD	27.93	449	93.6	230/460	30	1, 30
	1200	324TC	CECP4111T	6,876	SD	30.28	626	93	230/460	32	1, 30
40	3600	286TSC	CECP4108T	5,766	SD	26.56	454	91.7	230/460	34	1
	1800	286TC	CECP4104T	5,406	SD	27.93	478	93.6	230/460	36	1, 30
	1200	286TC	CECP4104T-4	5,406	SD	27.93	475	93.6	460	36	1
50	1200	326TC	CECP4117T	8,623	SD	30.28	640	93	230/460	39	1, 30
	3600	324TSC	CECP4109T	7,751	SD	28.78	571	92.4	230/460	45	1
	1800	324TC	CECP4110T	6,901	SD	30.28	628	94.1	230/460	48	1, 30
60	1200	364TC	CECP4308T	10,627	SD	33.44	908	94.1	230/460	49.4	1
	3600	326TSC	CECP4114T	8,079	SD	28.78	639	93	230/460	56	1, 30
	1800	326TC	CECP4115T	7,941	SD	30.28	656	94.5	230/460	58	1, 30
75	1200	365TC	CECP4312T	11,260	SD	33.44	908	94.1	230/460	61.7	1

(a) See notes on inside back flap.
 ■ Cast iron frame

Product family code: SDM

Information

Single phase

General purpose

Severe duty

Large AC

Washdown duty

Explosion proof

Pump

HVAC

Farm duty

Three phase, totally enclosed, 460 & 230/460 volts, C-Face

Hp	RPM	NEMA Frame	Catalog Number	List Price	Mult. Sym.	"C" Dim.	Aprx. Wt. (lb)	Full Load Efficiency	Voltage	Full Load Amps	Notes (a)	
60	3600	364TSC	CECP4310T	11,724	SD	31.31	874	95	230/460	65.1	1	
	1800	364TC	CECP4314T	10,581	SD	33.44	880	95	230/460	68	1	
70	3600	365TSC	CECP4313T	13,106	SD	31.31	899	94.5	230/460	80.7	1	
	1800	365TC	CECP4316T	12,363	SD	33.44	905	95.4	230/460	85.9	1	
100	3600	405TSC	CECP4402T-4	15,871	SD	35.31	1327	95	460	110	1	
	1800	405TC	CECP4400T-4	15,928	SD	38.20	1388	95.4	460	112	1	
150	1800	445TC	CECP4406T-4	22,059	SD	44.75	2138	95.8	460	169	1	
	1800	447TC	CECP4407T-4	26,536	SD	48.24	2455	96.2	460	222	1	
C-Face, Footless												
1	3600	56C	VECP3580-4	1,001	SD	14.50	60	84	460	1.4	1	
		56C	VECP3581	1,094	SD	14.50	66	87.5	230/460	1.5	1	
	1800	56C	VECP3581-4	1,094	SD	14.50	66	87.5	460	1.5	1	
		143TC	VECP3581T	1,094	SD	14.57	67	87.5	230/460	1.5	1	
		143TC	VECP3581T-4	1,094	SD	14.57	66	87.5	460	1.5	1	
11/2	1200	145TC	VECP3582T	1,205	SD	14.57	69	82.5	230/460	1.7	1	
		143TC	VECP3583T-4	1,129	SD	14.57	67	85.5	460	2	1	
	1800	145TC	VECP3584T	1,112	SD	14.57	71	88.5	230/460	2.1	1	
		145TC	VECP3584T-4	1,112	SD	14.57	70	88.5	460	2.1	1	
		182TC	VECP3667T	1,431	SD	16.98	103	87.5	230/460	2.5	1	
2	3600	145TC	VECP3586T-4	1,182	SD	14.57	74	86.5	460	2.5	1	
		145TC	VECP3587T	1,158	SD	14.57	75	88.5	230/460	2.8	1	
	1800	145TC	VECP3587T-4	1,158	SD	14.57	75	88.5	460	2.8	1	
		1200	184TC	VECP3664T	1,451	SD	16.98	114	88.5	230/460	3.2	1
		3600	182TC	VECP3660T-4	1,419	SD	16.98	103	88.5	460	3.4	1
3	1800	182TC	VECP3661T	1,487	SD	16.98	112	89.5	230/460	4.1	1	
		182TC	VECP3661T-4	1,487	SD	16.98	105	89.5	460	4.1	1	
	1200	213TC	VECP3764T	2,140	SD	21.36	165	90.2	230/460	4.5	1, 30	
		3600	184TC	VECP3663T-4	1,727	SD	16.98	108	89.5	460	5.7	1
		184TC	VECP3665T	1,513	SD	16.98	119	89.5	230/460	6.5	1	
5	1800	184TC	VECP3665T-4	1,513	SD	16.98	119	89.5	460	6.6	1	
		1200	215TC	VECP3768T	2,165	SD	21.36	225	90.2	230/460	7.3	1, 30
	7 1/2	3600	213TC	VECP3769T-4	2,313	SD	21.36	173	91.7	460	8.6	1
			213TC	VECP3770T	1,966	SD	21.36	170	91.7	230/460	9.5	1
		213TC	VECP3770T-4	1,966	SD	21.36	170	91.7	460	9.5	1	
10	1200	254TC	VECP2276T	3,392	SD	27.40	338	91	230/460	10.7	1, 30	
		3600	215TC	VECP3771T-4	2,450	SD	21.36	203	92.4	460	11	1
	1800	215TC	VECP3774T	2,322	SD	21.36	231	92.4	230/460	12.5	1	
		215TC	VECP3774T-4	2,322	SD	21.36	231	92.4	460	12.5	1	
		1200	256TC	VECP2332T	4,246	SD	27.40	348	91	230/460	14.2	1, 30
15	1800	254TC	VECP2333T	3,279	SD	27.40	314	92.4	230/460	18.1	1, 30	
		254TC	VECP2333T-4	3,279	SD	27.40	303	92.4	460	18.1	1	
	1200	284TC	VECP4100T	5,006	SD	30.68	503	91.7	230/460	21	1, 30	
		256TC	VECP2334T	3,476	SD	27.40	338	93	230/460	24	1, 30	
		256TC	VECP2334T-4	3,476	SD	27.40	365	93	460	24	1	
20	1200	286TC	VECP4102T	6,534	SD	30.68	528	91.7	230/460	27	1	
	25	1800	284TC	VECP4103T	4,602	SD	30.68	483	93.6	230/460	31	1, 30
1200		324TC	VECP4111T	6,877	SD	33.03	636	93	230/460	32	1, 30	

(a) See notes on inside back flap.


Product family code: SDM

■ Cast iron frame

Red catalog number indicates NEW product.

RPM XE, extreme efficiency, totally enclosed, 460 volts

10 thru 100 Hp



RPM XE, TEFC standard NEMA frame

Features:

- TEFC, 1800 RPM, severe duty, Design B, 1.15 SF
- Efficiency two to four levels above NEMA premium
- Power dense and standard NEMA frame sizes
- Designed for across the line operation
- Suitable for adjustable frequency power in scalar mode
- Up to IE3 combined system efficiency when properly matched with VFD running in V/Hz or scalar mode
- Operates at true synchronous speed regardless of load

Applications:

- Centrifugal fan and pump applications
- Continuous applications demanding the ultimate efficiency
- Compressors
- Applications demanding reduced weight or inertia

Standard NEMA frame

Hp	RPM	Frame	Encl	Catalog Number	List Price	Mult. Sym.	"C" Dim.	Aprx. Wt. (lb)	*Full Load Efficiency	Full Load Amps	Dimension Sheet	Notes (a)
10	1800	HL215T	TEFC	XEFRPM21104	3,102	E2	21.77	170	93.0	10	619704-001	
15	1800	HL254T	TEFC	XEFRPM25154	3,954	E2	23.89	195	93.6	15	619702-001	
20	1800	HL256T	TEFC	XEFRPM25204	4,242	E2	24.89	210	94.1	20	619703-001	
25	1800	HL284T	TEFC	XEFRPM28254	5,550	E2	26.38	290	95.0	25	619696-001	
30	1800	HL286T	TEFC	XEFRPM28304	6,588	E2	27.37	315	95.0	30	619697-001	
40	1800	HL324T	TEFC	XEFRPM32404	8,616	E2	28.81	435	95.8	40	619698-001	
50	1800	HL326T	TEFC	XEFRPM32504	10,116	E2	30.81	500	96.2	50	619699-001	
60	1800	HL364T	TEFC	XEFRPM36604	13,560	E2	32.93	690	96.5	60	619707-001	
75	1800	HL365T	TEFC	XEFRPM36754	15,840	E2	35.19	775	96.8	75	619706-001	
100	1800	HL405T	TEFC	XEFRPM401004	20,796	E2	40.58	955	96.8	100	619705-001	

(a) See notes on inside back flap.

Product family code: RP5

IEEE 841, three phase, totally enclosed, 460 & 575 volts

1 thru 250 Hp

IP56



Features:

- Meets and exceeds the requirements of IEEE Std. 841-2009
- Patented PLS lubrication system for bearing longevity
- Inverter ready nameplate
- Meets IEEE 45 on nameplate
- IEEE 841 test report ships with the motor

Applications:

- Chemical, oil & gas
- Pulp & paper, forest products
- Metals & foundries
- Cement, aggregate & above ground mining
- Food processing
- Power generation

Hp	RPM	NEMA Frame	Catalog Number	List Price	Mult. Sym.	"C" Dim.	Aprx. Wt. (lb)	Full Load Efficiency	Voltage	Full Load Amps	Notes (a)
460 volts											
1	3600	143T	ECP83580T-4	1,043	SD	12.88	60	84	460	1.4	1
		143T	ENCP83580T-4	994	SD	11.37	56	84	460	1.3	1, 60
	1800	143T	ECP83581T-4	1,145	SD	12.88	69	87.5	460	1.5	1
		143T	ENCP83581T-4	1,087	SD	11.37	60	87.5	460	1.5	1, 60
11/2	1200	145T	ECP83582T-4	1,228	SD	12.88	69	82.5	460	1.7	1
	3600	143T	ECP83583T-4	1,120	SD	12.88	69	85.5	460	2	1
		1800	145T	ECP83584T-4	1,165	SD	12.87	73	88.5	460	2.1
2	1200	182T	ECP83667T-4	1,414	SD	15.93	114	87.5	460	2.5	1
	3600	145T	ECP83586T-4	1,229	SD	12.88	78	85.5	460	2.5	1
		1800	145T	ECP83587T-4	1,217	SD	12.87	78	88.5	460	2.8
	1200	184T	ECP83664T-4	1,537	SD	15.93	130	88.5	460	3.2	1
3	3600	182T	ECP83660T-4	1,465	SD	15.93	116	88.5	460	3.4	1
		1800	182T	ECP83661T-4	1,541	SD	15.93	116	89.5	460	4.1
	1200	213T	ECP83764T-4	2,143	SD	19.50	165	89.5	460	4.5	1
5	3600	184T	ECP83663T-4	1,805	SD	15.93	132	88.5	460	5.7	1
		1800	184T	ECP83665T-4	1,570	SD	15.93	127	89.5	460	6.6
	1200	215T	ECP83768T-4	2,215	SD	19.50	193	89.5	460	7.1	1
7 1/2	3600	213T	ECP83769T-4	2,356	SD	19.50	179	91.7	460	8.6	1
		1800	213T	ECP83770T-4	1,978	SD	19.50	199	91.7	460	9.5
	1200	254T	ECP82276T-4	3,195	SD	24.78	343	91	460	10.5	1
10	3600	215T	ECP83771T-4	2,508	SD	19.50	225	91	460	11.3	1
		1800	215T	ECP83774T-4	2,342	SD	19.50	231	91.7	460	12.2
	1200	256T	ECP82332T-4	4,079	SD	24.78	359	91	460	14.1	1
15	3600	254T	ECP82394T-4	3,264	SD	24.78	308	91	460	17	1
		1800	254T	ECP82333T-4	3,015	SD	24.78	322	92.4	460	17.6
	1200	284T	ECP84100T-4	4,712	SD	27.93	447	91.7	460	19.4	1
20	3600	256T	ECP84106T-4	3,742	SD	24.78	328	91.7	460	22	1
		1800	256T	ECP82334T-4	3,260	SD	24.78	350	93	460	23
	1200	286T	ECP84102T-4	6,350	SD	27.93	442	91.7	460	26	1
25	3600	284TS	ECP84107T-4	4,575	SD	26.56	360	91.7	460	28	1
		1800	284T	ECP84103T-4	4,228	SD	27.93	441	93.6	460	30
	1200	324T	ECP84111T-4	6,692	SD	30.66	638	93	460	32	1
30	3600	286TS	ECP84108T-4	5,480	SD	26.56	442	91.7	460	34	1
		1800	286T	ECP84104T-4	4,979	SD	27.93	545	93.6	460	36
	1200	326T	ECP84117T-4	8,709	SD	30.66	637	93	460	38.6	1
40	3600	324TS	ECP84109T-4	7,498	SD	29.16	626	92.4	460	44	1
		1800	324T	ECP84110T-4	6,629	SD	30.66	629	94.1	460	46
	1200	364T	ECP84308T-4	10,662	SD	33.49	927	94.1	460	49.4	1
50	3600	326TS	ECP84114T-4	7,821	SD	29.16	623	93	460	55	1
		1800	326T	ECP84115T-4	7,783	SD	30.66	679	94.5	460	57
	1200	365T	ECP84312T-4	11,355	SD	33.49	928	94.1	460	61.7	1
60	3600	364TS	ECP84310T-4	11,558	SD	31.37	905	95	460	65.1	1
		1800	364T	ECP84314T-4	10,335	SD	33.49	913	95	460	68
	1200	404T	ECP84403T-4	14,718	SD	38.04	1271	95	460	69	1

(a) See notes on inside back flap. ■ Cast iron frame

Product family code: SDB

Information

Single phase

General purpose

Severe duty

Large AC

Washdown duty

Explosion proof

Pump

HVAC

Farm duty

IEEE 841, three phase, totally enclosed, 460 & 575 volts

Hp	RPM	NEMA Frame	Catalog Number	List Price	Mult. Sym.	"C" Dim.	Aprx. Wt. (lb)	Full Load Efficiency	Voltage	Full Load Amps	Notes (a)
75	3600	365TS	ECP84313T-4	12,802	SD	31.37	1045	94.5	460	80.7	1
	1800	365T	ECP84316T-4	12,019	SD	33.49	971	95.4	460	85.9	1
	1200	405T	ECP84404T-4	17,827	SD	38.20	1327	94.5	460	86.9	1
100	3600	405TS	ECP84402T-4	15,341	SD	35.04	1277	95	460	110	1
	1800	405T	ECP84400T-4	16,043	SD	38.20	1299	95.4	460	112	1
	1200	444T	ECP84409T-4	19,609	SD	44.75	1940	95	460	119	1
125	3600	444TS	ECP84412T-4	17,941	SD	40.98	1968	95	460	137	1
	1800	444T	ECP84410T-4	18,198	SD	44.75	2020	95.4	460	144	1
	1200	445T	ECP84411T-4	22,257	SD	44.75	2083	95	460	146	1
150	3600	445TS	ECP84413T-4	20,617	SD	40.98	2053	95	460	164	1
	1800	445T	ECP84406T-4	21,521	SD	44.75	2184	95.8	460	169	1
	1200	447T	ECP844156T-4	24,739	SD	48.24	2536	95.8	460	170	1
		447T	ECP844156TR-4	25,964	SD	48.24	2615	95.8	460	170	1,5
200	3600	447TS	ECP84416T-4	27,256	SD	44.48	2433	96.2	460	213	1
	1800	447T	ECP84407T-4	25,892	SD	48.24	2582	96.2	460	222	1
		447T	ECP84407TR-4	27,119	SD	48.24	2608	96.2	460	222	1,5
	1200	449T	ECP844206T-4	32,865	SD	53.24	3109	95.8	460	225	1
250	1200	449T	ECP844206TR-4	34,092	SD	53.24	3108	95.8	460	225	1,5
	3600	449TS	ECP844252T-4	43,915	SD	49.48	2790	96.2	460	266	1
	1800	449T	ECP84408T-4	33,052	SD	53.24	2959	96.2	460	276	1
		449T	ECP84408TR-4	34,246	SD	53.24	2995	96.2	460	276	1,5
1200	449T	ECP844256T-4	46,128	SD	53.24	3102	95.8	460	287	1	
575 volts											
1	3600	143T	ECP83580T-5	1,043	SD	12.88	63	84	575	1.1	1
	1800	143T	ECP83581T-5	1,145	SD	12.87	67	87.5	575	1.2	1
	1200	145T	ECP83582T-5	1,228	SD	12.88	69	82.5	575	1.4	1
11/2	3600	143T	ECP83583T-5	1,120	SD	12.87	71	85.5	575	1.6	1
	1800	145T	ECP83584T-5	1,165	SD	12.87	73	88.5	575	1.7	1
	1200	182T	ECP83667T-5	1,414	SD	15.93	105	87.5	575	2	1
2	3600	145T	ECP83586T-5	1,161	SD	12.88	79	85.5	575	2	1
	1800	145T	ECP83587T-5	1,217	SD	12.87	77	86.5	575	2.3	1
	1200	184T	ECP83664T-5	1,537	SD	15.93	128	88.5	575	2.5	1
3	3600	182T	ECP83660T-5	1,465	SD	15.93	116	88.5	575	2.7	1
	1800	182T	ECP83661T-5	1,541	SD	15.93	118	89.5	575	3.3	1
	1200	213T	ECP83764T-5	2,143	SD	19.50	211	89.5	575	3.6	1
5	3600	184T	ECP83663T-5	1,805	SD	15.93	130	88.5	575	4.6	1
	1800	184T	ECP83665T-5	1,570	SD	15.93	127	89.5	575	5.3	1
	1200	215T	ECP83768T-5	2,215	SD	19.50	226	89.5	575	5.7	1
7 1/2	3600	213T	ECP83769T-5	2,356	SD	19.50	179	91.7	575	6.9	1
	1800	213T	ECP83770T-5	1,978	SD	19.50	199	91.7	575	7.6	1
	1200	254T	ECP82276T-5	3,352	SD	24.78	348	91.7	575	8.4	1
10	3600	215T	ECP83771T-5	2,508	SD	19.50	225	90.2	575	9	1
	1800	215T	ECP83774T-5	2,342	SD	19.50	231	91.7	575	9.8	1
	1200	256T	ECP82332T-5	4,079	SD	24.78	357	91.7	575	11.4	1
15	3600	254T	ECP82394T-5	3,264	SD	24.78	305	91.7	575	13.7	1
	1800	254T	ECP82333T-5	3,015	SD	24.78	318	92.4	575	14.1	1
	1200	284T	ECP84100T-5	4,712	SD	27.93	445	91.7	575	15.6	1
20	3600	256T	ECP84106T-5	3,742	SD	24.78	324	91.7	575	17.9	1
	1800	256T	ECP82334T-5	3,260	SD	24.78	361	93	575	18.3	1
	1200	286T	ECP84102T-5	6,350	SD	27.93	443	91.7	575	21	1
25	3600	284TS	ECP84107T-5	4,575	SD	26.56	429	91.7	575	23	1
	1800	284T	ECP84103T-5	4,228	SD	27.93	345	93.6	575	24	1
	1200	324T	ECP84111T-5	6,692	SD	30.66	623	93	575	25.4	1
30	3600	286TS	ECP84108T-5	5,480	SD	26.56	422	91.7	575	27	1
	1800	286T	ECP84104T-5	4,979	SD	27.93	489	93.6	575	28	1
	1200	326T	ECP84117T-5	8,709	SD	30.66	635	93	575	31	1
40	3600	324TS	ECP84109T-5	7,498	SD	29.16	624	92.4	575	35	1
	1800	324T	ECP84110T-5	6,629	SD	30.66	635	94.1	575	37	1
	1200	364T	ECP84308T-5	10,662	SD	33.49	922	94.1	575	39.5	1

(a) See notes on inside back flap.

■ Cast iron frame

Product family code: SD8

Information

Single phase

General purpose

Severe duty

Large AC

Washdown duty

Explosion proof

Pump

HVAC

Farm duty

IEEE 841, three phase, totally enclosed, 460 & 575 volts

Hp	RPM	NEMA Frame	Catalog Number	List Price	Mult. Sym.	"C" Dim.	Aprx. Wt. (lb)	Full Load Efficiency	Voltage	Full Load Amps	Notes (a)
575 volts (cont.)											
50	3600	326TS	ECP84114T-5	7,821	SD	29.16	662	93	575	44	1
	1800	326T	ECP84115T-5	7,783	SD	30.66	653	94.5	575	45	1
	1200	365T	ECP84312T-5	11,355	SD	33.49	924	94.1	575	49.3	1
60	3600	364TS	ECP84310T-5	11,558	SD	31.37	932	95	575	52	1
	1800	364T	ECP84314T-5	10,335	SD	33.49	937	95	575	54.4	1
	1200	404T	ECP84403T-5	14,718	SD	38.04	1275	95	575	55.2	1
75	3600	365TS	ECP84313T-5	12,802	SD	31.37	998	94.5	575	64.5	1
	1800	365T	ECP84316T-5	12,019	SD	33.49	985	95.4	575	68.7	1
	1200	405T	ECP84404T-5	17,827	SD	38.04	1283	94.5	575	69.5	1
100	3600	405TS	ECP84402T-5	15,341	SD	35.04	1287	95	575	88	1
	1800	405T	ECP84400T-5	16,043	SD	38.04	1304	95.4	575	89.6	1
	1200	444T	ECP84409T-5	19,609	SD	44.75	1885	95	575	92	1
125	3600	444TS	ECP84412T-5	17,941	SD	40.98	1799	95.4	575	109	1
	1800	444T	ECP84410T-5	18,198	SD	44.75	1915	95.8	575	111	1
	1200	445T	ECP84411T-5	22,257	SD	44.75	2000	95.4	575	114	1
150	3600	445TS	ECP84413T-5	20,617	SD	40.98	2062	96.2	575	131	1
	1800	445T	ECP84406T-5	21,521	SD	44.75	1886	96.2	575	132	1
	1200	447T	ECP844156TR-5	25,964	SD	48.24	2595	95.8	575	136	1, 5
200	3600	447TS	ECP84416T-5	27,256	SD	44.48	2182	96.2	575	177	1
	1800	447T	ECP84407T-5	25,892	SD	48.24	2606	96.2	575	178	1
	1200	447T	ECP84407TR-5	27,119	SD	48.24	2618	96.2	575	178	1, 5
250	3600	449T	ECP844206TR-5	34,092	SD	53.24	3100	95.8	575	180	1, 5
	1800	449T	ECP844252T-5	43,915	SD	49.48	2784	96.2	575	212	1
	1200	449T	ECP84408T-5	33,052	SD	53.24	2932	96.2	575	220	1
			ECP84408TR-5	34,246	SD	53.24	2732	96.2	575	220	1, 5

(a) See notes on inside back flap

■ Cast iron frame

Product family code: SD8

IEEE 841, three phase, TEFC, 460 & 575 volts, C-Face

1 thru 75 Hp

IP56



Features:

- Meets and exceeds the requirements of IEEE Std. 841-2009
- Patented PLS lubrication system for bearing longevity
- Inverter ready nameplate
- Meets IEEE 45 on nameplate
- IEEE 841 test report ships with the motor
- Locked bearing to allow mounting in any configuration

Applications:

- Chemical, oil & gas
- Pulp & paper, forest products
- Metals & foundries
- Cement, aggregate & above ground mining
- Food processing
- Power generation

Hp	RPM	NEMA Frame	Catalog Number	List Price	Mult. Sym.	"C" Dim.	Aprx. Wt. (lb)	Full Load Efficiency	Voltage	Full Load Amps	Notes (a)
C-Face, foot mounted, 460 volts											
1	3600	56C	CECP83580-4	1,339	SD	14.81	56	84	460	1.4	10
		143TC	CECP83580T-4	1,087	SD	13.38	63	84	460	1.4	1
		143TC	CENCP83580T-4	1,039	SD	12.00	61	84	460	1.3	1, 60
	1800	56C	CECP83581-4	1,442	SD	14.81	56	87.5	460	1.5	10
		143TC	CECP83581T-4	1,190	SD	13.38	71	87.5	460	1.5	1
		143TC	CENCP83581T-4	1,130	SD	12.00	64	87.5	460	1.5	1, 60
1200	56C	CECP83582-4	1,525	SD	14.81	56	82.5	460	1.7	10	
	145TC	CECP83582T-4	1,273	SD	13.38	56	82.5	460	1.7	1	
1 1/2	3600	143TC	CECP83583T-4	1,164	SD	13.38	71	85.5	460	2	1
	1800	145TC	CECP83584T-4	1,212	SD	13.38	75	88.5	460	2.1	1
	1200	182TC	CECP83667T-4	1,461	SD	16.69	99	87.5	460	2.5	1
2	3600	145TC	CECP83586T-4	1,277	SD	13.38	80	85.5	460	2.5	1
	1800	145TC	CECP83587T-4	1,262	SD	13.38	78	88.5	460	2.8	1
	1200	184TC	CECP83664T-4	1,681	SD	16.69	113	88.5	460	3.2	1
3	3600	182TC	CECP83660T-4	1,552	SD	16.69	121	88.5	460	3.4	1
	1800	182TC	CECP83661T-4	1,644	SD	16.69	120	89.5	460	4.1	1
	1200	213TC	CECP83764T-4	2,246	SD	20.23	211	89.5	460	4.5	1
5	3600	184TC	CECP83663T-4	1,886	SD	16.69	136	88.5	460	5.7	1
	1800	184TC	CECP83665T-4	1,653	SD	16.69	131	89.5	460	6.6	1
	1200	215TC	CECP83768T-4	2,298	SD	20.23	226	89.5	460	7.1	1
7 1/2	3600	213TC	CECP83769T-4	2,445	SD	20.23	179	91.7	460	8.6	1
	1800	213TC	CECP83770T-4	2,094	SD	20.23	178	91.7	460	9.5	1
	1200	254TC	CECP82276T-4	3,311	SD	25.28	346	91	460	10.5	1
10	3600	215TC	CECP83771T-4	2,595	SD	20.23	225	91	460	11.3	1
	1800	215TC	CECP83774T-4	2,531	SD	20.23	231	91.7	460	12.2	1
	1200	256TC	CECP82332T-4	4,268	SD	25.28	362	91	460	14.1	1
15	3600	254TC	CECP82394T-4	3,549	SD	25.28	308	91	460	17	1
	1800	254TC	CECP82333T-4	3,465	SD	25.28	322	92.4	460	17.6	1
	1200	284TC	CECP84100T-4	5,162	SD	27.93	420	91.7	460	19.4	1
20	3600	256TC	CECP84106T-4	4,025	SD	25.28	328	91.7	460	22	1
	1800	256TC	CECP82334T-4	3,666	SD	25.28	356	93	460	23	1
	1200	286TC	CECP84102T-4	6,756	SD	27.93	460	91.7	460	26	1
25	3600	284TSC	CECP84107T-4	5,490	SD	26.56	433	91.7	460	28	1
	1800	284TC	CECP84103T-4	5,145	SD	27.93	430	93.6	460	30	1
	1200	324TC	CECP84111T-4	7,609	SD	30.66	660	93	460	32	1
30	3600	286TSC	CECP84108T-4	6,395	SD	26.56	470	91.7	460	34	1
	1800	286TC	CECP84104T-4	5,892	SD	27.93	465	93.6	460	36	1
	1200	326TC	CECP84117T-4	9,622	SD	30.66	640	93	460	38.6	1
40	3600	324TSC	CECP84109T-4	8,505	SD	29.16	587	92.4	460	44	1
	1800	324TC	CECP84110T-4	7,637	SD	30.66	600	94.1	460	46	1
	1200	364TC	CECP84308T-4	11,670	SD	33.49	908	94.1	460	49.4	1

(a) See notes on inside back flap.

Cast iron frame

Red catalog number indicates **NEW** product.

Product family code: SD8

Information

Single phase

General purpose

Severe duty

Large AC

Washdown duty

Explosion proof

Pump

HVAC

Farm duty

IEEE 841, three phase, TEFC, 460 & 575 volts, C-Face

Hp	RPM	NEMA Frame	Catalog Number	List Price	Mult. Sym.	"C" Dim.	Aprx. Wt. (lb)	Full Load Efficiency	Voltage	Full Load Amps	Notes (a)
50	3600	326TSC	CECP84114T-4	8,831	SD	29.16	670	93	460	55	1
	1800	326TC	CECP84115T-4	8,790	SD	30.66	683	94.5	460	57	1
	1200	365TC	CECP84312T-4	12,362	SD	33.49	925	94.1	460	61.7	1
60	3600	364TSC	CECP84310T-4	12,655	SD	31.37	899	95	460	65.1	1
	1800	364TC	CECP84314T-4	11,434	SD	33.49	906	95	460	68	1
75	3600	365TSC	CECP84313T-4	13,898	SD	31.37	1007	94.5	460	80.7	1
	1800	365TC	CECP84316T-4	13,119	SD	33.49	1050	95.4	460	85.9	1
C-Face, foot mounted, 575 volts											
1	1800	143TC	CECP83581T-5	1,190	SD	13.38	71	87.5	575	1.2	1
2	1800	145TC	CECP83587T-5	1,262	SD	13.38	80	86.5	575	2.3	1
3	1800	182TC	CECP83661T-5	1,644	SD	16.69	122	89.5	575	3.3	1
5	1800	184TC	CECP83665T-5	1,653	SD	16.69	131	89.5	575	5.3	1
7 1/2	1800	213TC	CECP83770T-5	2,094	SD	20.23	211	91.7	575	7.6	1
10	1800	215TC	CECP83774T-5	2,531	SD	20.23	231	91.7	575	9.8	1
15	1800	254TC	CECP82333T-5	3,465	SD	25.28	309	92.4	575	14.1	1
20	1800	256TC	CECP82334T-5	3,666	SD	25.28	357	93	575	18.3	1
25	1800	284TC	CECP84103T-5	5,145	SD	27.93	444	93.6	575	24	1
30	1800	286TC	CECP84104T-5	5,892	SD	27.93	487	93.6	575	28	1
40	1800	324TC	CECP84110T-5	7,637	SD	30.66	670	94.1	575	37	1
50	1800	326TC	CECP84115T-5	8,790	SD	30.66	663	94.5	575	45	1
C-Face, footless, 460 volts											
1	3600	143TC	VENCP83580T-4	985	SD	12.00	59	84	460	1.3	1, 60
	1800	143TC	VENCP83581T-4	1,063	SD	12.00	63	87.5	460	1.5	1, 60
1 1/2	3600	143TC	VECP83583T-4	1,153	SD	14.56	75	85.5	460	2	1
	1800	145TC	VECP83584T-4	1,199	SD	14.56	76	88.5	460	2.1	1
2	3600	145TC	VECP83586T-4	1,264	SD	14.56	83	85.5	460	2.5	1
	1800	145TC	VECP83587T-4	1,250	SD	14.56	79	88.5	460	2.8	1
3	3600	182TC	VECP83660T-4	1,536	SD	16.69	121	88.5	460	3.4	1
	1800	182TC	VECP83661T-4	1,628	SD	16.69	117	89.5	460	4.1	1
5	3600	184TC	VECP83663T-4	1,871	SD	16.69	132	88.5	460	5.7	1
	1800	184TC	VECP83665T-4	1,637	SD	16.69	128	89.5	460	6.6	1
7 1/2	3600	213TC	VECP83769T-4	2,414	SD	20.24	179	91.7	460	8.6	1
	1800	213TC	VECP83770T-4	2,062	SD	20.24	211	91.7	460	9.5	1
10	3600	215TC	VECP83771T-4	2,563	SD	20.24	225	91	460	11.3	1
	1800	215TC	VECP83774T-4	2,499	SD	20.24	231	91.7	460	12.2	1
15	3600	254TC	VECP82394T-4	3,403	SD	25.28	304	91	460	17	1
	1800	254TC	VECP82333T-4	3,318	SD	25.28	324	92.4	460	17.6	1
20	3600	256TC	VECP84106T-4	3,879	SD	25.28	319	91.7	460	22	1
	1800	256TC	VECP82334T-4	3,517	SD	25.28	355	93	460	23	1

(a) See notes on inside back flap.

■ Cast iron frame

Product family code: SD8

661XL / IEEE841, three phase, TEFC, 460 volts, foot mounted

5 thru 75 Hp

IP56**Features:**

- Exceeds the requirements of IEEE Std. 841-2009 with the exception of using Mobilith grease for exceptional roller bearing performance
- Roller bearing for belted applications, 40,000 hours L10 life per API 661
- Vertical lifting provisions for shaft up and shaft down mounting
- Patented PLS bearing lubrication system
- IP56 enclosure: dome shaft slinger, bronze labyrinth shaft seal, gasketed conduit box and cover
- Inverter ready nameplate
- Meets IEEE 45 on nameplate
- IEEE 841 test report ships with the motor

Applications:

- Belt driven heat exchangers

Hp	RPM	NEMA Frame	Catalog Number	List Price	Mult. Sym.	"C" Dim.	Aprx. Wt. (lb)	Full Load Efficiency	Voltage	Full Load Amps	Notes (a)
5	1800	184T	ECP63665T-4	1,570	SD	15.93	128	89.5	460	6.6	1
7 1/2	1800	213T	ECP63770TR-4	2,248	SD	19.49	195	91.7	460	9.5	1, 5
10	1800	215T	ECP63774TR-4	2,611	SD	19.49	231	91.7	460	12.2	1, 5
15	1800	254T	ECP62333TR-4	3,372	SD	24.88	324	92.4	460	17.6	1, 5
20	1800	256T	ECP62334TR-4	3,617	SD	24.88	355	93	460	23	1, 5
25	1800	284T	ECP64103TR-4	4,676	SD	28.01	461	93.6	460	30	1, 5
30	1800	286T	ECP64104TR-4	5,426	SD	28.01	487	93.6	460	36	1, 5
40	1800	324T	ECP64110TR-4	7,198	SD	30.76	600	94.1	460	46	1, 5
50	1800	326T	ECP64115TR-4	8,354	SD	30.76	687	94.5	460	57	1, 5
60	1800	364T	ECP64314TR-4	10,960	SD	33.48	936	95	460	68	1, 5
75	1800	365T	ECP64316TR-4	12,644	SD	33.48	976	95.4	460	85.9	1, 5

(a) See notes on inside back flap.

■ Cast iron frame

Product family code: SD6

Dirty Duty Plus, three phase, TEFC

1/2 thru 10 Hp

IP56



Features:

- Cast iron endplates & conduit box
- 300 series stainless steel shaft extension
- 2 part epoxy paint system passed 2,000+ hours salt fog test per ASTM B 117
- Permanently lubricated, double sealed ball bearings
- IP56 enclosure includes: labyrinth shaft seals, gasketed conduit box and cover
- Inverter ready nameplate
- Meets IEEE 45 on nameplate

Applications:

- Chemical, oil & gas
- Pulp & paper, forest products
- Coastal marine

Hp	RPM	NEMA Frame	Enclosure	Catalog Number	List Price	Mult. Sym.	"C" Dim.	Aprx. Wt. (lb)	Full Load Efficiency	Voltage	Full Load Amps	Notes (a)
Foot mounted												
1/2	1800	56	TEFC	DM3538	626	SD	11.35	27	75.5	230/460	0.9	12, 15
3/4	1800	56	TEFC	DM3542	654	SD	11.35	30	74	230/460	1.4	12, 15
1	1800	56	TEFC	EDM3546	976	SD	12.85	35	85.5	230/460	1.5	1
C-Face, foot mounted												
1/2	3600	56C	TEFC	CDM3537	630	SD	11.34	26	68	230/460	0.9	12, 15
	1800	56C	TEFC	CDM3538	655	SD	11.34	29	74	230/460	0.9	12, 15
		56C	TENV	CNDM3538	655	SD	11.05	34	80	230/460	0.8	12
3/4	1200	56C	TEFC	CDM3539	850	SD	11.34	30	72	230/460	1.3	12, 15
	1800	56C	TEFC	CDM3542	681	SD	11.34	33	75.5	230/460	1.4	12, 15
		56C	TENV	CNDM3542	681	SD	11.05	37	78.5	230/460	1.4	12
1	1200	56C	TEFC	CDM3543	862	SD	12.84	38	77	230/460	1.4	12, 15
	3600	56C	TEFC	CEDM3545	907	SD	12.28	39	77	230/460	1.4	12
		56C	TEFC	CEDM3546	1,004	SD	12.84	38	85.5	230/460	1.5	1
11/2	1800	56C	TENV	CNEDM3546	1,004	SD	11.05	41	85.5	230/460	1.5	1
		143TC	TENV	CNEDM3546T	1,014	SD	12.12	42	85.5	230/460	1.5	1
	1200	56C	TEFC	CEDM3556	1,122	SD	12.28	45	82.5	230/460	1.8	1
2	3600	56C	TEFC	CEDM3550	992	SD	13.28	42	84	230/460	1.9	1
		56C	TEFC	CEDM3554	1,086	SD	12.24	42	86.5	230/460	2.2	1
	1800	145TC	TEFC	CEDM3554T	1,096	SD	13.35	41	86.5	230/460	2.2	1
3	1800	145TC	TENV	CNEDM3554T	1,096	SD	12.12	48	86.5	230/460	2.1	1
		3600	56C	TEFC	CEDM3555	1,061	SD	13.28	38	85.5	230/460	2.5
	1800	56C	TEFC	CEDM3558	1,133	SD	13.28	49	86.5	230/460	2.9	1
5	3600	145TC	TEFC	CEDM3558T	1,143	SD	13.35	52	86.5	230/460	2.9	1
		1800	145TC	TEFC	CEDM3559T	1,137	SD	14.23	59	86.5	230/460	3.6
	1800	182TC	TEFC	CEDM3611T	1,262	SD	16.60	90	89.5	230/460	4.2	1
7 1/2	1200	213TC	TEFC	CEDM3704T	1,943	SD	19.76	154	89.5	230/460	4.6	1
		3600	184TC	TEFC	CEDM3613T	1,350	SD	16.60	97	88.5	230/460	5.9
	1800	184TC	TEFC	CEDM3615T	1,291	SD	18.10	108	89.5	230/460	6.7	1
10	1200	215TC	TEFC	CEDM3708T	2,118	SD	21.26	181	89.5	230/460	7.2	1
		3600	213TC	TEFC	CEDM3709T	2,059	SD	18.63	138	89.5	230/460	9
	1800	213TC	TEFC	CEDM3710T	1,920	SD	19.76	146	91.7	230/460	9.5	1
10	3600	215TC	TEFC	CEDM3711T	2,079	SD	18.63	138	90.2	230/460	11.8	1
		1800	215TC	TEFC	CEDM3714T	2,091	SD	21.26	185	91.7	230/460	12

(a) See notes on inside back flap.

Red catalog number indicates **NEW** product.

Product family code: SDD

Dirty Duty Plus, three phase, TEFC

Hp	RPM	NEMA Frame	Enclosure	Catalog Number	List Price	Mult. Sym.	"C" Dim.	Aprx. Wt. (lb)	Full Load Efficiency	Voltage	Full Load Amps	Notes (a)
C-Face, footless												
1/2	3600	56C	TEFC	VDM3537	624	SD	11.35	25	68	230/460	0.9	12, 15
	1800	56C	TEFC	VDM3538	646	SD	11.35	28	75.5	230/460	0.9	12, 15
		56C	TENV	VNDM3538	646	SD	11.05	35	80	230/460	0.8	12
3/4	3600	56C	TEFC	VDM3541	660	SD	11.35	27	72	230/460	1.2	12, 15
	1800	56C	TEFC	VDM3542	672	SD	12.85	31	74	230/460	1.4	12, 15
		56C	TENV	VNDM3542	672	SD	11.05	37	78.5	230/460	1.4	12
1	3600	56C	TEFC	VEDM3545	907	SD	11.97	28	77	230/460	1.6	1
	1800	56C	TEFC	VEDM3546	1,004	SD	12.28	37	85.5	230/460	1.5	1
		56C	TENV	VNEDM3546	1,004	SD	12.05	41	85.5	230/460	1.5	1
		143TC	TENV	VNEDM3546T	1,014	SD	11.13	41	85.5	230/460	1.5	1
11/2	3600	56C	TEFC	VEDM3550	992	SD	12.28	44	84	230/460	1.9	1
	1800	56C	TEFC	VEDM3554	1,086	SD	13.29	42	86.5	230/460	2.2	1
		56C	TENV	VNEDM3554	1,086	SD	12.93	48	86.5	230/460	2.1	1
		145TC	TENV	VNEDM3554T	1,096	SD	13.00	49	86.5	230/460	2.1	1
2	1800	56C	TEFC	VEDM3558	1,133	SD	13.29	47	86.5	230/460	2.9	1
		145TC	TEFC	VEDM3558T	1,143	SD	13.35	47	86.5	230/460	2.9	1
3	1800	182TC	TEFC	VEDM3611T	1,262	SD	16.60	86	89.5	230/460	4.2	1
5	1800	184TC	TEFC	VEDM3615T	1,291	SD	18.10	91	89.5	230/460	6.7	1, 8
7 1/2	1800	213TC	TEFC	VEDM3710T	1,920	SD	19.76	131	91.7	230/460	9.5	1
10	1800	215TC	TEFC	VEDM3714T	2,091	SD	21.26	147	91.7	230/460	12	1, 8

(a) See notes on inside back flap.

Product family code: SDD

Information

Quarry duty motors, three phase, TEFC, Design C, high torque 2 thru 10 Hp

IP55



Features:

- High torque NEMA Design C
- Steel band frame – cast endplates & conduit box, cast iron fan cover
- IP55 enclosure includes: gasketed conduit box and cover, shaft seal
- Inverter ready

Applications:

- Cement
- Aggregate
- Above ground mining
- Bulk material handling
- Belt conveyors and screens

Single phase

General purpose

Severe duty

Hp	RPM	NEMA Frame	Catalog Number	List Price	Mult. Sym.	"C" Dim.	Aprx. Wt. (lb)	Full Load Efficiency	Voltage	Full Load Amps	Notes (a)
Foot mounted											
2	1800	145T	EM3558T-9	806	ST	13.29	45	86.5	230/460	2.9	1, 30
3	1800	182T	EM3611T-9	945	ST	18.04	83	89.5	230/460	4.3	1, 30
5	1800	184T	EM3615T-9	1026	ST	18.04	95	89.5	230/460	7.1	1, 30, 35
7 1/2	1800	213T	EM3710T-9	1,387	ST	19.02	140	91.7	230/460	10.1	1, 30
10	1800	215T	EM3714T-9	1,614	ST	21.02	187	91.7	230/460	13.1	1, 30, 35

(a) See notes on inside back flap.
 ■ Cast iron frame

Product family code: SDQ

NEW!

Large AC

Crusher motors, three phase, TEFC, 460 volt, foot mounted, 586/587/588 frame 250 thru 500 Hp

IP55



Features:

- High torque NEMA Design A, exceeds NEMA Design C torques
- 1.15 SF
- Robust IP55 enclosure designs with oversized NU324 roller bearing well suited for belted and coupled applications
- Oversized 4.375" diameter shaft with oversized insulated bearing on the non-drive end
- Class F insulation with Class B temperature limits
- Inverter ready 4:1 CT & 20:1 VT

Applications:

- Cement
- Aggregate
- Above ground mining
- Bulk material handling
- Crushers, belt conveyors, and screens

Washdown duty

Explosion proof

Pump

HVAC

Farm duty

Hp	RPM	NEMA Frame	Catalog Number	List Price	Mult. Sym.	"C" Dim.	Aprx. Wt. (lb)	Full Load Efficiency	Voltage	Full Load Amps	Notes (a)
B3, foot mounted											
250	1200	586	ECR582506-PP	39,263	M2	61.59	3715	95.8	460	295	1, 5
	900	586	ECR582508-PP	50,138	M2	61.59	4025	95	460	312	1, 5
300	1800	586	ECR583004-PP	36,251	M2	61.59	3560	96.2	460	343	1, 5
	1200	586	ECR583006-PP	46,070	M2	61.59	4025	95.8	460	352	1, 5
	900	586	ECR583008-PP	54,394	M2	61.59	4025	95	460	379	1, 5
	1800	586	ECR583504-PP	40,139	M2	61.59	3935	96.2	460	396	1, 5
350	1200	586	ECR583506-PP	49,912	M2	61.59	4025	95.8	460	407	1, 5
	900	587	ECR583508-PP	59,961	M2	65.72	4820	95.2	460	436	1, 5
400	1800	586	ECR584004-PP	44,105	M2	61.59	3935	96.2	460	452	1, 5
	1200	586	ECR584006-PP	54,961	M2	61.59	4025	95	460	465	1, 5
450	900	588	ECR584008-PP	66,365	M2	75.56	5475	95	460	485	1, 5
	1800	586	ECR584504-PP	50,302	M2	61.59	4025	96.2	460	519	1, 5
	1200	587	ECR584506-PP	60,161	M2	65.72	4820	95	460	530	1, 5
500	900	588	ECR584508-PP	68,892	M2	75.56	5745	95	460	559	1, 5
	1800	586	ECR585004-PP	51,497	M2	61.59	4025	96.2	460	576	1, 5
	1200	587	ECR585006-PP	62,461	M2	65.72	4820	95.8	460	603	1, 5

(a) See notes on inside back flap.
 ■ Cast iron frame

Product family code: SDC

Please note motors are wound for 460V/60 Hz only.

Please see ABB Mod Express™ section for available modifications (Ex. Swing arm for LHS or RHS terminal box).

Red catalog number indicates **NEW** product.


NEW!

For more information visit baldor.com or new.abb.com/motors-generators

Crusher motors, three phase, TEFC, 460 volt, foot mounted

5 thru 400 Hp

IP55



Features:

- High torque NEMA Design A, exceeds NEMA Design C torques
- 1.25 SF up to 100 Hp, 1.15 SF over 100 Hp
- Oversized ball bearings up to 50 Hp, ball and roller bearing designs 60 Hp and up
- Embossed raised letter, 304 stainless steel nameplates
- Inverter ready nameplate
- "TR" catalog numbers are standard roller bearing

Applications:

- Cement
- Aggregate
- Above ground mining
- Bulk material handling
- Crushers, belt conveyors and screens

Hp	RPM	NEMA Frame	Catalog Number	List Price	Mult. Sym.	"C" Dim.	Aprx. Wt. (lb)	Full Load Efficiency	Voltage	Full Load Amps	Notes (a)
5	1800	184T	ECR9054T	808	ST	15.93	118	89.5	230/460	7.1	12
	1200	215T	ECR9056T	1,395	ST	19.50	226	89.5	230/460	7.5	12
7.5	1800	213T	ECR9074T	1,139	ST	19.50	231	91.7	230/460	9.3	12
	1200	254T	ECR9076T	2,160	ST	24.78	320	91	230/460	10.3	12
10	1800	215T	ECR9104T	1,396	ST	19.50	240	91.7	230/460	12.3	12
	1200	256T	ECR9106T	2,509	ST	24.78	355	91	230/460	14	12
15	1800	254T	ECR9154T	1,933	ST	24.78	286	92.4	230/460	18.6	12
	1200	284T	ECR9156T	3,443	ST	27.93	500	91.7	230/460	19.4	12
20	1800	256T	ECR9204T	2,303	ST	24.78	366	93	230/460	24	12
	1200	286T	ECR9206T	4,145	ST	27.93	535	91.7	230/460	29	12
25	1800	284T	ECR9254T	2,870	ST	27.93	380	93.6	230/460	31	12
	1200	324T	ECR9256T	4,956	ST	30.66	630	93	230/460	34	12
30	1800	286T	ECR9304T	3,375	ST	27.93	465	93.6	230/460	37	12
	1200	326T	ECR9306T	5,522	ST	30.66	680	93	230/460	42	12
40	1800	324T	ECR9404T	4,371	ST	30.66	645	94.1	230/460	49	12
	1200	364T	ECR9406TR	7,620	ST	33.49	918	94.1	230/460	49	5,12
50	1800	326T	ECR9504T	5,335	ST	30.66	700	94.5	230/460	61	12
	1200	365T	ECR9506TR	8,911	ST	33.49	930	94.1	230/460	62	5,12
60	900	404T	ECR9508TR	11,302	ST	38.20	1322	92.4	230/460	79.4	5,12
	1800	364T	ECR9604T	7,504	ST	33.49	977	95	230/460	70	12
		364T	ECR9604TR	7,504	ST	33.49	977	95	230/460	70	5,12
	1200	404T	ECR9606TR	10,992	ST	38.04	1322	94.5	230/460	70.7	5,12
	900	405T	ECR9608TR	12,780	ST	38.20	1420	92.4	230/460	93.2	5,12
	75	365T	ECR9754T	9,107	ST	33.49	962	95.4	230/460	87.5	12
365T		ECR9754TR	9,107	ST	33.49	962	95.4	230/460	87.5	5,12	
100	1200	405T	ECR9756TR-4	12,615	ST	38.20	1422	94.5	460	91	5,12
	900	444T	ECR9758TR-4	15,648	ST	44.87	1874	93.6	460	98.8	5,12
	1800	405T	ECR91004T-4	12,229	ST	38.20	1390	95.4	460	115	12
		405T	ECR91004TR-4	12,229	ST	38.20	1390	95.4	460	115	5,12
	1200	444T	ECR91006TR-4	16,353	ST	44.75	2029	95	460	119	5,12
	900	445T	ECR91008TR-4	17,450	ST	44.75	2129	93.6	460	133	5,12
125	444T	ECR91254T-4	15,444	ST	44.75	1964	95.4	460	149	1	
	444T	ECR91254TR-4	15,444	ST	44.75	1964	95.4	460	149	1, 5	
	1200	445T	ECR91256TR-4	18,794	ST	44.75	1874	95.4	460	153	1, 5
	900	447T	ECR91258TR-4	22,580	ST	48.24	2380	94.1	460	171	1, 5
150	445T	ECR91504T-4	18,224	ST	44.75	1996	95.8	460	168	1	
	445T	ECR91504TR-4	18,224	ST	44.75	1996	95.8	460	168	1, 5	
	1200	447T	ECR91506TR-4	21,592	ST	48.24	2459	95.8	460	180	1, 5
	900	449T	ECR91508TR-4	25,938	ST	53.47	2648	94.5	460	203	1, 5

(a) See notes on inside back flap.

■ Cast iron frame

Product family code: SDC

Crusher motors, three phase, TEFC, 460 volt, foot mounted


Hp	RPM	NEMA Frame	Catalog Number	List Price	Mult. Sym.	"C" Dim.	Aprx. Wt. (lb)	Full Load Efficiency	Voltage	Full Load Amps	Notes (a)
200	1800	447T	ECR92004T-4	22,072	ST	48.24	2455	96.2	460	225	1
		447T	ECR92004TR-4	22,072	ST	48.24	2455	96.2	460	225	1, 5
	1200	449T	ECR92006TR-4	26,293	ST	53.24	3125	95.8	460	277	1, 5
	900	L449T	ECR92008TR-4	32,634	ST	60.22	3430	94.5	460	277	1, 5
250	1800	449T	ECR92504T-4	22,387	ST	53.24	2694	96.2	460	278	
		449T	ECR92504TR-4	22,387	ST	53.24	2694	96.2	460	278	
	1200	449T	ECR92506TR-4	30,113	ST	53.24	3225	95.8	460	283	
	900	L449T	ECR92508TR-4	41,194	ST	60.22	3390	95	460	359	
300	1800	449T	ECR93004T-4	31,370	ST	53.24	2888	96.2	460	336	
		449T	ECR93004TR-4	31,370	ST	53.24	2888	96.2	460	336	
	1200	L449T	ECR93006TR-4	39,347	ST	60.22	3683	95.8	460	381	
350	1800	449T	ECR93504T-4	34,740	ST	53.24	3027	96.2	460	390	
		449T	ECR93504TR-4	34,740	ST	53.24	3027	96.2	460	390	
400	1800	L449T	ECR94004T-4	40,396	ST	53.24	3875	96.2	460	442	
		L449T	ECR94004TR-4	40,396	ST	60.22	3875	96.2	460	442	

(a) See notes on inside back flap.

■ Cast iron frame

Product family code: SDC

Crusher duty conversion base



Conversion base kit CB5744T with ECR93504TR-4

Applications:

Designed to meet the needs of the aggregate & mining industry where the installed base of motors includes similar rating in both 449T and 586/587 frames. This conversion base kit will allow a customer to mount any Baldor-Reliance NEMA 449T frame into an existing NEMA 586/587 application.

Features:

- Left and right hand pieces marked for easy identification
- Compensates for height, position & mounting hole locations

Catalog Number	Converts From	Converts To.	List Price	Mult. Sym.	Aprx. Wt. (lb)	Height (in.)	Width (in.)	Length (in.)
CB5744T	449T	586T/576	2,458	A8	465	3.5	6.5	35.75
CB5049T	449T	505US	1,054	A8	328	1.5	4.5	28.00
CB50549T	449T	504U/505U	1,221	A8	328	1.5	4.5	28.00

For a complete listing of available conversion bases, please see the Motor Accessories section.

Product family code: SDA

Division 2 capabilities

The following list of Severe duty motors are marked for Division 2, Class I, Group A,B,C,D for Sine Wave and Inverter Power. They also include Equivalent Zone markings for Class I, Zone 2, Groups IIA, IIB, IIC for Sine Wave and Inverter Power.

Division 2 Temp Codes are provided in the standard format per the NEC Article 500 requirements. Equivalent Zone Temp Codes are provided in the “T=°C” format because NEC Article 505 does not allow all T Codes permitted by NEC 500. Inverter Temp Codes are provided in the “T=°C” format because they apply to both the Equivalent Zone (NEC 505) requirements and NEC 500 requirements. Please reference the following table for Temperature and Temp Code values.

Maximum Surface Temperature	US (NEC 500) CA (CEC Annex J)	US (NEC 505) CA (CEC Section 18)
450° C	T1	T1
300° C	T2	T2
280° C	T2A	-
260° C	T2B	-
230° C	T2C	-
215° C	T2D	-
200° C	T3	T3

Maximum Surface Temperature	US (NEC 500) CA (CEC Annex J)	US (NEC 505) CA (CEC Section 18)
180° C	T3A	-
165° C	T3B	-
160° C	T3C	-
135° C	T4	T4
120° C	T4A	-
100° C	T5	T5
85° C	T6	T6

Catalog Number	Sine Wave, 1.15 S.F.			Inverter Power, 1.0 S.F.		
	Sine Wave Temp Code	Equivalent Zone Temp Code T = °C	Inverter Temp Code T = °C	V.T. Speed Range (Hz)*	C.T. Speed Range (Hz)*	CHP Speed Range (Hz)
CECP2276T	T3C	160°C	180°C	0-60	0-60	60-90
CECP2294T	T3C	160°C	180°C	3-60	6-60	60-90
CECP2332T	T3C	160°C	180°C	0-60	0-60	60-90
CECP2333T	T3C	160°C	180°C	0-60	0-60	60-90
CECP2333T-4	T3C	160°C	180°C	0-60	0-60	60-90
CECP2334T	T3C	160°C	180°C	0-60	0-60	60-90
CECP2334T-4	T3C	160°C	180°C	0-60	0-60	60-90
CECP3581T	T4	135°C	135°C	0-60	0-60	60-90
CECP3582T	T4	135°C	135°C	0-60	0-60	60-90
CECP3584T	T4	135°C	135°C	0-60	0-60	60-90
CECP3587T	T4	135°C	135°C	0-60	0-60	60-90
CECP3660T	T3C	160°C	160°C	3-60	6-60	60-90
CECP3661T	T3C	160°C	160°C	0-60	0-60	60-90
CECP3663T	T3C	160°C	160°C	3-60	6-60	60-90
CECP3664T	T3C	160°C	160°C	0-60	0-60	60-90
CECP3665T	T3C	160°C	160°C	0-60	0-60	60-90
CECP3667T	T3C	160°C	160°C	0-60	0-60	60-90
CECP3764T	T3C	160°C	160°C	0-60	0-60	60-90
CECP3768T	T3C	160°C	160°C	0-60	0-60	60-90
CECP3769T	T3C	160°C	160°C	3-60	6-60	60-90
CECP3770T	T3C	160°C	160°C	0-60	0-60	60-90
CECP3771T	T3C	160°C	160°C	3-60	6-60	60-90
CECP3774T	T3A	180°C	160°C	0-60	0-60	60-90
CECP4100T	T3C	160°C	180°C	0-60	0-60	60-90
CECP4102T	T3C	160°C	180°C	0-60	0-60	60-90
CECP4103T	T3C	160°C	180°C	0-60	0-60	60-90
CECP4103T-4	T3C	160°C	180°C	0-60	0-60	60-90
CECP4104T	T3C	160°C	180°C	0-60	0-60	60-90
CECP4104T-4	T3C	160°C	180°C	0-60	0-60	60-90
CECP4106T	T3	200°C	200°C	0-60	6-60	60-90
CECP4107T	T3	200°C	200°C	3-60	6-60	60-90
CECP4108T	T3	200°C	200°C	3-60	6-60	60-90
CECP4109T	T3	200°C	200°C	3-60	6-60	60-90
CECP4110T	T3	200°C	200°C	0-60	0-60	60-90
CECP4111T	T3	200°C	200°C	0-60	0-60	60-90
CECP4114T	T3	200°C	200°C	3-60	6-60	60-90
CECP4115T	T3	200°C	200°C	0-60	0-60	60-90
CECP4117T	T3	200°C	200°C	0-60	0-60	60-90
CECP4308T	T3A	180°C	180°C	0-60	6-60	60-90
CECP4312T	T3A	180°C	180°C	0-60	6-60	60-90
CECP4400T-4	T2D	215°C	215°C	0-60	10-60	60-90
CECP4406T-4	T3	200°C	200°C	0-60	15-60	60-90
CECP4407T-4	T3	200°C	200°C	0-60	30-60	60-90
CECP82276T-4	T3C	160°C	180°C	0-60	0-60	60-90

Catalog Number	Sine Wave, 1.15 S.F.			Inverter Power, 1.0 S.F.		
	Sine Wave Temp Code	Equivalent Zone Temp Code T = °C	Inverter Temp Code T = °C	V.T. Speed Range (Hz)*	C.T. Speed Range (Hz)*	CHP Speed Range (Hz)
CECP82332T-4	T3C	160°C	180°C	0-60	0-60	60-90
CECP82333T-4	T3C	160°C	180°C	0-60	0-60	60-90
CECP82333T-5	T3C	160°C	180°C	0-60	0-60	60-90
CECP82334T-4	T3C	160°C	180°C	0-60	0-60	60-90
CECP82334T-5	T3C	160°C	180°C	0-60	0-60	60-90
CECP82394T-4	T3C	160°C	180°C	3-60	6-60	60-90
CECP83580T-4	T4	135°C	135°C	3-60	6-60	60-90
CECP83581T-4	T4	135°C	135°C	0-60	0-60	60-90
CECP83581T-5	T4	135°C	135°C	0-60	0-60	60-90
CECP83582T-4	T4	135°C	135°C	0-60	0-60	60-90
CECP83583T-4	T4	135°C	135°C	3-60	6-60	60-90
CECP83584T-4	T4	135°C	135°C	0-60	0-60	60-90
CECP83586T-4	T4	135°C	135°C	3-60	6-60	60-90
CECP83587T-4	T4	135°C	135°C	0-60	0-60	60-90
CECP83587T-5	T4	135°C	135°C	0-60	0-60	60-90
CECP83660T-4	T3C	160°C	160°C	3-60	6-60	60-90
CECP83661T-4	T3C	160°C	160°C	0-60	0-60	60-90
CECP83661T-5	T3C	160°C	160°C	0-60	0-60	60-90
CECP83663T-4	T3C	160°C	160°C	3-60	6-60	60-90
CECP83664T-4	T3C	160°C	160°C	0-60	0-60	60-90
CECP83665T-4	T3C	160°C	160°C	0-60	0-60	60-90
CECP83665T-5	T3C	160°C	160°C	0-60	0-60	60-90
CECP83667T-4	T3C	160°C	160°C	0-60	0-60	60-90
CECP83764T-4	T3C	160°C	160°C	0-60	0-60	60-90
CECP83768T-4	T3C	160°C	160°C	0-60	0-60	60-90
CECP83769T-4	T3C	160°C	160°C	3-60	6-60	60-90
CECP83770T-4	T3C	160°C	160°C	0-60	0-60	60-90
CECP83770T-5	T3C	160°C	160°C	0-60	0-60	60-90
CECP83771T-4	T3C	160°C	160°C	3-60	6-60	60-90
CECP83774T-4	T3C	160°C	160°C	0-60	0-60	60-90
CECP83774T-5	T3C	160°C	160°C	0-60	0-60	60-90
CECP84100T-4	T3C	160°C	180°C	0-60	0-60	60-90
CECP84102T-4	T3C	160°C	180°C	0-60	0-60	60-90
CECP84103T-4	T3C	160°C	180°C	0-60	0-60	60-90
CECP84103T-5	T3C	160°C	180°C	0-60	0-60	60-90
CECP84104T-4	T3C	160°C	180°C	0-60	0-60	60-90
CECP84104T-5	T3C	160°C	180°C	0-60	0-60	60-90
CECP84106T-4	T3	200°C	200°C	3-60	6-60	60-90
CECP84107T-4	T3	200°C	200°C	3-60	6-60	60-90
CECP84108T-4	T3	200°C	200°C	3-60	6-60	60-90
CECP84109T-4	T3	200°C	200°C	3-60	6-60	60-90
CECP84110T-4	T3	200°C	200°C	0-60	0-60	60-90
CECP84110T-5	T3	200°C	200°C	0-60	0-60	60-90
CECP84111T-4	T3	200°C	200°C	0-60	0-60	60-90

* 0 Hz = motor slip Hz

Division 2 capabilities (continued)

Catalog Number	Sine Wave, 1.15 S.F.		Inverter Power, 1.0 S.F.			
	Sine Wave Temp Code	Equivalent Zone Temp Code T = °C	Inverter Temp Code T = °C	V.T. Speed Range (Hz)*	C.T. Speed Range (Hz)*	CHP Speed Range (Hz)
CECP84114T-4	T3	200°C	200°C	3-60	6-60	60-90
CECP84115T-4	T3	200°C	200°C	0-60	0-60	60-90
CECP84115T-5	T3	200°C	200°C	0-60	0-60	60-90
CECP84117T-4	T3	200°C	200°C	0-60	0-60	60-90
CECP84308T-4	T3A	180°C	180°C	0-60	6-60	60-90
CECP84310T-4	T3	200°C	200°C	0-60	6-60	60-75
CECP84312T-4	T3A	180°C	180°C	0-60	6-60	60-90
CECP84313T-4	T3	200°C	200°C	0-60	15-60	60-75
CECP84314T-4	T3	200°C	200°C	0-60	10-60	60-90
CECP84316T-4	T3	200°C	200°C	0-60	15-60	60-90
CENCP83580T-4	T3C	160°C	160°C	3-60	6-60	60-90
CENCP83581T-4	T4	135°C	135°C	0-60	0-60	60-90
ECP2276T	T3C	160°C	180°C	0-60	0-60	60-90
ECP2276T-4	T3C	160°C	180°C	0-60	0-60	60-90
ECP2276T-5	T3C	160°C	180°C	0-60	0-60	60-90
ECP2280T-4	T3C	160°C	180°C	0-60	0-60	60-90
ECP2294T	T3C	160°C	180°C	3-60	6-60	60-90
ECP2332T	T3C	160°C	180°C	0-60	0-60	60-90
ECP2332T-4	T3C	160°C	180°C	0-60	0-60	60-90
ECP2332T-5	T3C	160°C	180°C	0-60	0-60	60-90
ECP2333T	T3C	160°C	180°C	0-60	0-60	60-90
ECP2333T-4	T3C	160°C	180°C	0-60	0-60	60-90
ECP2333T-5	T3C	160°C	180°C	0-60	0-60	60-90
ECP2334T	T3C	160°C	180°C	0-60	0-60	60-90
ECP2334T-4	T3C	160°C	180°C	0-60	0-60	60-90
ECP2334T-5	T3C	160°C	180°C	0-60	0-60	60-90
ECP2394T-4	T3C	160°C	180°C	3-60	6-60	60-90
ECP2394T-5	T3C	160°C	180°C	3-60	6-60	60-90
ECP2395T-4	T3	200°C	200°C	3-60	0-60	60-90
ECP2401T-4	T3C	160°C	180°C	0-60	0-60	60-90
ECP2402T-4	T3	200°C	200°C	3-60	0-60	60-90
ECP3580T	T4	135°C	135°C	3-60	6-60	60-90
ECP3580T-4	T4	135°C	135°C	3-60	6-60	60-90
ECP3580T-5	T4	135°C	135°C	3-60	6-60	60-90
ECP3581T	T4	135°C	135°C	0-60	0-60	60-90
ECP3581T-4	T4	135°C	135°C	0-60	0-60	60-90
ECP3581T-5	T4	135°C	135°C	0-60	0-60	60-90
ECP3582T	T4	135°C	135°C	0-60	0-60	60-90
ECP3582T-4	T4	135°C	135°C	0-60	0-60	60-90
ECP3583T	T4	135°C	135°C	3-60	6-60	60-90
ECP3583T-4	T4	135°C	135°C	3-60	6-60	60-90
ECP3584T	T4	135°C	135°C	0-60	0-60	60-90
ECP3584T-4	T4	135°C	135°C	0-60	0-60	60-90
ECP3584T-5	T4	135°C	135°C	0-60	0-60	60-90
ECP3586T	T4	135°C	135°C	3-60	6-60	60-90
ECP3586T-4	T4	135°C	135°C	3-60	3-60	60-90
ECP3587T	T4	135°C	135°C	0-60	0-60	60-90
ECP3587T-4	T4	135°C	135°C	0-60	0-60	60-90
ECP3587T-5	T4	135°C	135°C	0-60	0-60	60-90
ECP3660T	T3C	160°C	160°C	3-60	6-60	60-90
ECP3660T-4	T3C	160°C	160°C	3-60	6-60	60-90
ECP3660T-5	T3C	160°C	160°C	3-60	6-60	60-90
ECP3661T	T3C	160°C	160°C	0-60	0-60	60-90
ECP3661T-4	T3C	160°C	160°C	0-60	0-60	60-90
ECP3661T-5	T3C	160°C	160°C	0-60	0-60	60-90
ECP3663T	T3C	160°C	160°C	3-60	6-60	60-90
ECP3663T-4	T3C	160°C	160°C	3-60	6-60	60-90
ECP3663T-5	T3C	160°C	160°C	3-60	6-60	60-90
ECP3664T	T3C	160°C	160°C	0-60	0-60	60-90
ECP3664T-4	T3C	160°C	160°C	0-60	0-60	60-90
ECP3665T	T3C	160°C	160°C	0-60	0-60	60-90
ECP3665T-4	T3C	160°C	160°C	0-60	0-60	60-90
ECP3665T-5	T3C	160°C	160°C	0-60	0-60	60-90
ECP3667T	T3C	160°C	160°C	0-60	0-60	60-90
ECP3667T-4	T3C	160°C	160°C	0-60	0-60	60-90
ECP3668T-4	T3C	160°C	160°C	0-60	3-60	60-90

Catalog Number	Sine Wave, 1.15 S.F.		Inverter Power, 1.0 S.F.			
	Sine Wave Temp Code	Equivalent Zone Temp Code T = °C	Inverter Temp Code T = °C	V.T. Speed Range (Hz)*	C.T. Speed Range (Hz)*	CHP Speed Range (Hz)
ECP3687T-4	T3C	160°C	160°C	0-60	3-60	60-90
ECP3764T	T3C	160°C	160°C	0-60	0-60	60-90
ECP3764T-4	T3C	160°C	160°C	0-60	0-60	60-90
ECP3764T-5	T3C	160°C	160°C	0-60	0-60	60-90
ECP3768T	T3C	160°C	160°C	0-60	0-60	60-90
ECP3768T-4	T3C	160°C	160°C	0-90	0-60	60-90
ECP3768T-5	T3C	160°C	160°C	0-60	0-60	60-90
ECP3769T	T3C	160°C	160°C	3-60	6-60	60-90
ECP3769T-4	T3C	160°C	160°C	3-60	6-60	60-90
ECP3769T-5	T3C	160°C	160°C	3-60	6-60	60-90
ECP3770T	T3C	160°C	160°C	0-60	0-60	60-90
ECP3770T-4	T3C	160°C	160°C	0-60	0-60	60-90
ECP3770T-5	T3C	160°C	160°C	0-60	0-60	60-90
ECP3771T	T3C	160°C	160°C	3-60	6-60	60-90
ECP3771T-4	T3C	160°C	160°C	3-60	6-60	60-90
ECP3771T-5	T3C	160°C	160°C	3-60	6-60	60-90
ECP3772T-4	T3C	160°C	160°C	0-60	0-60	60-90
ECP3774T	T3C	160°C	160°C	0-60	0-60	60-90
ECP3774T-4	T3C	160°C	160°C	0-60	0-60	60-90
ECP3774T-5	T3C	160°C	160°C	0-60	0-60	60-90
ECP3775T-4	T3C	160°C	160°C	0-60	0-60	60-90
ECP4100T	T3C	160°C	180°C	0-60	0-60	60-90
ECP4100T-4	T3C	160°C	180°C	0-60	0-60	60-90
ECP4100T-5	T3C	160°C	180°C	0-60	0-60	60-90
ECP4102T	T3C	160°C	180°C	0-60	0-60	60-90
ECP4102T-4	T3C	160°C	180°C	0-60	0-60	60-90
ECP4102T-5	T3C	160°C	180°C	0-60	0-60	60-90
ECP4103T	T3C	160°C	180°C	0-60	0-60	60-90
ECP4103T-4	T3C	160°C	180°C	0-60	0-60	60-90
ECP4103T-5	T3C	160°C	180°C	0-60	0-60	60-90
ECP4104T	T3C	160°C	180°C	0-60	0-60	60-90
ECP4104T-4	T3C	160°C	180°C	0-60	0-60	60-90
ECP4104T-5	T3C	160°C	180°C	0-60	0-60	60-90
ECP4106T	T3	200°C	200°C	3-60	6-60	60-90
ECP4106T-4	T3	200°C	200°C	3-60	6-60	60-90
ECP4106T-5	T3	200°C	200°C	3-60	6-60	60-90
ECP4107T	T3	200°C	200°C	3-60	6-60	60-90
ECP4107T-4	T3	200°C	200°C	3-60	6-60	60-90
ECP4108T	T3	200°C	200°C	3-60	6-60	60-90
ECP4108T-4	T3	200°C	200°C	3-60	6-60	60-90
ECP4109T	T3	200°C	200°C	3-60	6-60	60-90
ECP4109T-4	T3	200°C	200°C	3-60	6-60	60-90
ECP4110T	T3	200°C	200°C	0-60	0-60	60-90
ECP4110T-4	T3	200°C	200°C	0-60	0-60	60-90
ECP4110T-5	T3	200°C	200°C	0-60	0-60	60-90
ECP4111T	T3	200°C	200°C	0-60	0-60	60-90
ECP4111T-4	T3	200°C	200°C	0-60	0-60	60-90
ECP4111T-5	T3	200°C	200°C	0-60	0-60	60-90
ECP4112T-4	T3	200°C	200°C	3-60	6-60	60-90
ECP4113T-4	T3	200°C	200°C	0-60	6-60	60-90
ECP4114T	T3	200°C	200°C	3-60	6-60	60-90
ECP4114T-4	T3	200°C	200°C	3-60	6-60	60-90
ECP4115T	T3	200°C	200°C	0-60	0-60	60-90
ECP4115T-4	T3	200°C	200°C	0-60	0-60	60-90
ECP4115T-5	T3	200°C	200°C	0-60	0-60	60-90
ECP4117T	T3	200°C	200°C	0-60	0-60	60-90
ECP4117T-4	T3	200°C	200°C	0-60	0-60	60-90
ECP4124T-4	T3	200°C	200°C	3-60	6-60	60-90
ECP4308T	T3A	180°C	180°C	0-60	6-60	60-90
ECP4308T-4	T3A	180°C	180°C	0-60	6-60	60-90
ECP4310T	T3	200°C	200°C	0-60	6-60	60-75
ECP4310T-4	T3	200°C	200°C	0-60	6-60	60-75
ECP4312T	T3A	180°C	180°C	0-60	6-60	60-90
ECP4312T-4	T3A	180°C	180°C	0-60	6-60	60-90
ECP4313T	T3	200°C	200°C	0-60	10-60	60-75
ECP4313T-4	T3	200°C	200°C	0-60	10-60	60-75

* 0 Hz = motor slip Hz

For more information visit baldor.com or new.abb.com/motors-generators

Division 2 capabilities (continued)

Catalog Number	Sine Wave, 1.15 S.F.			Inverter Power, 1.0 S.F.			Catalog Number	Sine Wave, 1.15 S.F.			Inverter Power, 1.0 S.F.		
	Sine Wave Temp Code	Equivalent Zone Temp Code T = °C	Inverter Temp Code T = °C	V.T. Speed Range (Hz)*	C.T. Speed Range (Hz)*	CHP Speed Range (Hz)		Sine Wave Temp Code	Equivalent Zone Temp Code T = °C	Inverter Temp Code T = °C	V.T. Speed Range (Hz)*	C.T. Speed Range (Hz)*	CHP Speed Range (Hz)
ECP4314T	T3	200°C	200°C	0-60	10-60	60-90	ECP50358LR-4	T3C	160°C	160°C	6-60	30-60	60-90
ECP4314T-4	T3	200°C	200°C	0-60	10-60	60-90	CP50406LR-4	T3C	160°C	160°C	6-60	30-60	60-90
ECP4314T-5	T3	200°C	200°C	0-60	10-60	60-90	ECP50406LR-4	T3C	160°C	160°C	6-60	30-60	60-90
ECP4315T-4	T3C	160°C	180°C	0-60	6-60	60-90	ECP50408LR-4	T3C	160°C	160°C	6-60	30-60	60-90
ECP4316T	T3	200°C	200°C	0-60	30-60	60-90	CP50452S-4	T2A	280°C	280°C	6-60	30-60	60-70
ECP4316T-4	T3	200°C	200°C	0-60	30-60	60-90	ECP50452S-4	T2A	280°C	280°C	6-60	30-60	60-70
ECP4316T-5	T3	200°C	200°C	0-60	30-60	60-90	CP50454L-4	T2D	215°C	215°C	6-60	30-60	60-66
ECP4316TR-4	T3	200°C	200°C	0-60	30-60	60-90	ECP50454L-4	T2D	215°C	215°C	6-60	30-60	60-66
ECP4400T-4	T2D	215°C	215°C	0-60	10-60	60-90	CP50456LR-4	T3A	180°C	180°C	6-60	30-60	60-90
ECP4400T-5	T2D	215°C	215°C	0-60	10-60	60-90	ECP50456LR-4	T3A	180°C	180°C	6-60	30-60	60-90
ECP4400TR-4	T2D	215°C	215°C	0-60	10-60	60-90	ECP50458LR-4	T3B	165°C	165°C	6-60	30-60	60-90
ECP4400TS-4	T2D	215°C	215°C	0-60	10-60	60-90	ECP50502S-4	T2	300°C	300°C	6-60	30-60	60-70
ECP4402T	T3	200°C	200°C	0-60	6-60	60-75	CP50504L-4	T2C	230°C	230°C	6-60	30-60	60-66
ECP4402T-4	T3	200°C	200°C	0-60	6-60	60-75	ECP50504L-4	T2C	230°C	230°C	6-60	30-60	60-66
ECP4403T	T3A	180°C	180°C	0-60	6-60	60-90	CP50506LR-4	T3A	180°C	180°C	6-60	30-60	60-90
ECP4403T-4	T3A	180°C	180°C	0-60	6-60	60-90	ECP50506LR-4	T3A	180°C	180°C	6-60	30-60	60-90
ECP4403TR-4	T3	200°C	200°C	0-60	10-60	60-90	ECP50508LR-4	T3	200°C	200°C	6-60	30-60	60-90
ECP4404T	T3	200°C	200°C	0-60	10-60	60-90	CP58602S-4	T2	300°C	300°C	6-60	30-60	(2)
ECP4404T-4	T3	200°C	200°C	0-60	10-60	60-90	CP50604L-4	T2C	230°C	230°C	6-60	30-60	60-66
ECP4404TR-4	T3	200°C	200°C	0-60	10-60	60-90	CP50606LR-4	T2C	230°C	230°C	6-60	30-60	60-75
ECP4406T-4	T3	200°C	200°C	0-60	15-60	60-90	CP58608LR-4	T3A	180°C	180°C	6-60	30-60	60-90
ECP4406T-5	T3	200°C	200°C	0-60	15-60	60-90	CP58702S-4	T2B	260°C	260°C	6-60	30-60	(2)
ECP4406TR-4	T3	200°C	200°C	0-60	15-60	60-90	CP50704L-4	T2C	230°C	230°C	6-60	30-60	60-66
ECP4407T-4	T3	200°C	200°C	0-60	30-60	60-90	CP58706LR-4	T3A	180°C	180°C	6-60	30-60	60-90
ECP4407T-5	T3	200°C	200°C	0-60	30-60	60-90	CP58708LR-4	T3A	180°C	180°C	6-60	30-60	60-90
ECP4407TR-4	T3	200°C	200°C	0-60	30-60	60-90	CP58802S-4	T2B	260°C	260°C	6-60	30-60	(2)
ECP4407TS-4	T3	200°C	200°C	0-60	30-60	60-90	CP50804L-4	(1)	(1)	(1)	(1)	(1)	(1)
ECP4408T-4	T3	200°C	200°C	0-60	30-60	60-90	CP58806LR-4	T3A	180°C	180°C	6-60	30-60	60-75
ECP4408TR-4	T3	200°C	200°C	0-60	30-60	60-90	CP50808LR-4	T3A	180°C	180°C	6-60	30-60	60-75
ECP4409T-4	T3	200°C	200°C	0-60	15-60	60-90	ECP62333TR-4	T3C	160°C	180°C	0-60	0-60	60-90
ECP4409TR-4	T3	200°C	200°C	0-60	15-60	60-90	ECP62334TR-4	T3C	160°C	180°C	0-60	0-60	60-90
ECP4410T-4	T3	200°C	200°C	0-60	10-60	60-90	ECP63665T-4	T3C	160°C	160°C	0-60	0-60	60-90
ECP4410T-5	T3	200°C	200°C	0-60	10-60	60-90	ECP63770TR-4	T3C	160°C	160°C	0-60	0-60	60-90
ECP4410TR-4	T3	200°C	200°C	0-60	10-60	60-90	ECP63774TR-4	T3C	160°C	160°C	0-60	0-60	60-90
ECP4411T-4	T3	200°C	200°C	0-60	15-60	60-90	ECP64103TR-4	T3C	160°C	180°C	0-60	0-60	60-90
ECP4411TR-4	T3	200°C	200°C	0-60	15-60	60-90	ECP64104TR-4	T3C	160°C	180°C	0-60	0-60	60-90
ECP4412T	T3	200°C	200°C	0-60	15-60	60-75	ECP64110TR-4	T3	200°C	200°C	0-60	0-60	60-90
ECP4412T-4	T3	200°C	200°C	0-60	15-60	60-75	ECP64115TR-4	T3	200°C	200°C	0-60	0-60	60-90
ECP4413T-4	T3	200°C	200°C	0-60	10-60	60-75	ECP64314TR-4	T3	200°C	200°C	0-60	10-60	60-90
ECP44156T-4	T3	200°C	200°C	0-60	15-60	60-90	ECP64316TR-4	T3	200°C	200°C	0-60	15-60	60-90
ECP44156TR-4	T3	200°C	200°C	0-60	15-60	60-90	ECP82276T-4	T3C	160°C	180°C	0-60	0-60	60-90
ECP4416T-4	T3	200°C	200°C	0-60	30-60	60-75	ECP82276T-5	T3C	160°C	180°C	0-60	0-60	60-90
ECP4417T-4	T3C	160°C	200°C	3-60	6-60	60-90	ECP82332T-4	T3C	160°C	180°C	0-60	0-60	60-90
ECP4418T-4	T3A	180°C	180°C	0-60	6-60	60-90	ECP82332T-5	T3C	160°C	180°C	0-60	0-60	60-90
ECP4419T-4	T3	200°C	200°C	0-60	10-60	60-90	ECP82333T-4	T3C	160°C	180°C	0-60	0-60	60-90
ECP44206T-4	T3	200°C	200°C	0-60	30-60	60-90	ECP82333T-5	T3C	160°C	180°C	0-60	0-60	60-90
ECP44206TR-4	T3	200°C	200°C	0-60	30-60	60-90	ECP82334T-4	T3C	160°C	180°C	0-60	0-60	60-90
ECP4420T-4	T3	200°C	200°C	0-60	15-60	60-90	ECP82334T-5	T3C	160°C	180°C	0-60	0-60	60-90
ECP4421T-4	T3	200°C	200°C	0-60	30-60	60-90	ECP82394T-4	T3C	160°C	180°C	3-60	6-60	60-90
ECP4422T-4	T3	200°C	200°C	0-60	15-60	60-90	ECP82394T-5	T3C	160°C	180°C	3-60	6-60	60-90
ECP4423T-4	T2C	230°C	230°C	0-60	30-60	60-90	ECP83580T-4	T4	135°C	135°C	3-60	6-60	60-90
ECP44252T-4	T2C	230°C	230°C	0-60	30-60	60-75	ECP83580T-5	T4	135°C	135°C	3-60	6-60	60-90
ECP44256T-4	T2C	230°C	230°C	0-60	30-60	60-90	ECP83581T-4	T4	135°C	135°C	0-60	0-60	60-90
ECP44256TR-4	T2C	230°C	230°C	0-60	30-60	60-90	ECP83581T-5	T4	135°C	135°C	0-60	0-60	60-90
ECP44302T-4	T2C	230°C	230°C	0-60	30-60	60-75	ECP83582T-4	T4	135°C	135°C	0-60	0-60	60-90
ECP44304T-4	T2C	230°C	230°C	0-60	30-60	60-90	ECP83582T-5	T4	135°C	135°C	0-60	0-60	60-90
ECP44304TR-4	T2C	230°C	230°C	0-60	30-60	60-90	ECP83583T-4	T4	135°C	135°C	3-60	6-60	60-90
ECP44352T-4	T2C	230°C	230°C	0-60	30-60	60-75	ECP83583T-5	T4	135°C	135°C	3-60	6-60	60-90
ECP44402T-4	T2C	230°C	230°C	0-60	30-60	60-75	ECP83584T-4	T4	135°C	135°C	0-60	0-60	60-90
ECP49306T-4	T2C	230°C	230°C	0-60	30-60	60-90	ECP83584T-5	T4	135°C	135°C	0-60	0-60	60-90
ECP49308T-4	T2A	280°C	280°C	6-60	30-60	60-75	ECP83586T-4	T4	135°C	135°C	3-60	6-60	60-90
ECP49258T-4	T2C	230°C	260°C	6-60	30-60	60-90	ECP83586T-5	T4	135°C	135°C	3-60	6-60	60-90
ECP49354T-4	T2C	230°C	230°C	0-60	30-60	60-90	ECP83587T-4	T4	135°C	135°C	0-60	0-60	60-90
ECP49404T-4	T2C	230°C	230°C	0-60	30-60	60-90	ECP83587T-5	T4	135°C	135°C	0-60	0-60	60-90
CP50356LR-4	T3B	160°C	160°C	6-60	30-60	60-90	ECP83660T-4	T3C	160°C	160°C	3-60	6-60	60-90
ECP50356LR-4	T3C	160°C	160°C	6-60	30-60	60-90	ECP83660T-5	T3C	160°C	160°C	3-60	6-60	60-90

Note: (1) Please contact ABB for specific data for this rating (2) Overspeed capability not available * 0 Hz = motor slip Hz

For more information visit baldor.com or new.abb.com/motors-generators

Information

Single phase

General purpose

Severe duty

Large AC

Washdown duty

Explosion proof

Pump

HVAC

Farm duty

Division 2 capabilities (continued)

Catalog Number	Sine Wave, 1.15 S.F.			Inverter Power, 1.0 S.F.		
	Sine Wave Temp Code	Equivalent Zone Temp Code T = °C	Inverter Temp Code T = °C	V.T. Speed Range (Hz)*	C.T. Speed Range (Hz)*	CHP Speed Range (Hz)
ECP83661T-4	T3C	160°C	160°C	0-60	0-60	60-90
ECP83661T-5	T3C	160°C	160°C	0-60	0-60	60-90
ECP83663T-4	T3C	160°C	160°C	3-60	6-60	60-90
ECP83663T-5	T3C	160°C	160°C	3-60	6-60	60-90
ECP83664T-4	T3C	160°C	160°C	0-60	0-60	60-90
ECP83664T-5	T3C	160°C	160°C	0-60	0-60	60-90
ECP83665T-4	T3A	180°C	160°C	0-60	0-60	60-90
ECP83665T-5	T3A	180°C	160°C	0-60	0-60	60-90
ECP83667T-4	T3C	160°C	160°C	0-60	0-60	60-90
ECP83667T-5	T3C	160°C	160°C	0-60	0-60	60-90
ECP83764T-4	T3C	160°C	160°C	0-60	0-60	60-90
ECP83764T-5	T3C	160°C	160°C	0-60	0-60	60-90
ECP83768T-4	T3C	160°C	160°C	0-60	0-60	60-90
ECP83768T-5	T3C	160°C	160°C	0-60	0-60	60-90
ECP83769T-4	T3C	160°C	160°C	3-60	6-60	60-90
ECP83769T-5	T3C	160°C	160°C	3-60	6-60	60-90
ECP83770T-4	T3C	160°C	160°C	0-60	0-60	60-90
ECP83770T-5	T3C	160°C	160°C	0-60	0-60	60-90
ECP83771T-4	T3C	160°C	160°C	3-60	6-60	60-90
ECP83771T-5	T3C	160°C	160°C	3-60	6-60	60-90
ECP83774T-4	T3C	160°C	160°C	0-60	0-60	60-90
ECP83774T-5	T3C	160°C	160°C	0-60	0-60	60-90
ECP84100T-4	T3C	160°C	180°C	0-60	0-60	60-90
ECP84100T-5	T3C	160°C	180°C	0-60	0-60	60-90
ECP84102T-4	T3C	160°C	180°C	0-60	0-60	60-90
ECP84102T-5	T3C	160°C	180°C	0-60	0-60	60-90
ECP84103T-4	T3C	160°C	180°C	0-60	0-60	60-90
ECP84103T-5	T3C	160°C	180°C	0-60	0-60	60-90
ECP84104T-4	T3C	160°C	180°C	0-60	0-60	60-90
ECP84104T-5	T3C	160°C	180°C	0-60	0-60	60-90
ECP84106T-4	T3	200°C	200°C	3-60	6-60	60-90
ECP84106T-5	T3	200°C	200°C	3-60	6-60	60-90
ECP84107T-4	T3	200°C	200°C	3-60	6-60	60-90
ECP84107T-5	T3	200°C	200°C	3-60	6-60	60-90
ECP84108T-4	T3	200°C	200°C	3-60	6-60	60-90
ECP84108T-5	T3	200°C	200°C	3-60	6-60	60-90
ECP84109T-4	T3	200°C	200°C	3-60	6-60	60-90
ECP84109T-5	T3	200°C	200°C	3-60	6-60	60-90
ECP84110T-4	T3	200°C	200°C	0-60	0-60	60-90
ECP84110T-5	T3	200°C	200°C	0-60	0-60	60-90
ECP84111T-4	T3	200°C	200°C	0-60	0-60	60-90
ECP84111T-5	T3	200°C	200°C	0-60	0-60	60-90
ECP84114T-4	T3	200°C	200°C	3-60	6-60	60-90
ECP84114T-5	T3	200°C	200°C	3-60	6-60	60-90
ECP84115T-4	T3	200°C	200°C	0-60	0-60	60-90
ECP84115T-5	T3	200°C	200°C	0-60	0-60	60-90
ECP84117T-4	T3	200°C	200°C	0-60	0-60	60-90
ECP84117T-5	T3	200°C	200°C	0-60	0-60	60-90
ECP84308T-4	T3A	180°C	180°C	0-60	6-60	60-90
ECP84308T-5	T3A	180°C	180°C	0-60	6-60	60-90
ECP84310T-4	T3	200°C	200°C	0-60	6-60	60-75
ECP84310T-5	T3	200°C	200°C	0-60	6-60	60-75
ECP84312T-4	T3A	180°C	180°C	0-60	6-60	60-90
ECP84312T-5	T3A	180°C	180°C	0-60	6-60	60-90
ECP84313T-4	T3	200°C	200°C	0-60	15-60	60-75
ECP84313T-5	T3	200°C	200°C	0-60	15-60	60-75
ECP84314T-4	T3	200°C	200°C	0-60	10-60	60-90
ECP84314T-5	T3	200°C	200°C	0-60	10-60	60-90
ECP84316T-4	T3	200°C	200°C	0-60	15-60	60-90
ECP84316T-5	T3	200°C	200°C	0-60	15-60	60-90
ECP84400T-4	T2D	215°C	215°C	0-60	10-60	60-90
ECP84400T-5	T2D	215°C	215°C	0-60	10-60	60-90
ECP84402T-4	T3	200°C	200°C	0-60	10-60	60-75
ECP84402T-5	T3	200°C	200°C	0-60	10-60	60-75
ECP84403T-4	T3	200°C	200°C	0-60	10-60	60-90
ECP84403T-5	T3	200°C	200°C	0-60	10-60	60-90
ECP84404T-4	T3	200°C	200°C	0-60	10-60	60-90
ECP84404T-5	T3	200°C	200°C	0-60	10-60	60-90
ECP84406T-4	T3	200°C	200°C	0-60	15-60	60-90
ECP84406T-5	T3	200°C	200°C	0-60	15-60	60-90
ECP84407T-4	T3	200°C	200°C	0-60	30-60	60-90
ECP84407T-5	T3	200°C	200°C	0-60	30-60	60-90
ECP84407TR-4	T3	200°C	200°C	0-60	30-60	60-90
ECP84407TR-5	T3	200°C	200°C	0-60	30-60	60-90
ECP84408T-4	T3	200°C	200°C	0-60	30-60	60-90
ECP84408T-5	T3	200°C	200°C	0-60	30-60	60-90
ECP84408TR-4	T3	200°C	200°C	0-60	30-60	60-90
ECP84408TR-5	T3	200°C	200°C	0-60	30-60	60-90
ECP84409T-4	T3	200°C	200°C	0-60	15-60	60-90
ECP84409T-5	T3	200°C	200°C	0-60	15-60	60-90
ECP84410T-4	T3	200°C	200°C	0-60	10-60	60-90
ECP84410T-5	T3	200°C	200°C	0-60	10-60	60-90
ECP84411T-4	T3	200°C	200°C	0-60	15-60	60-90
ECP84411T-5	T3	200°C	200°C	0-60	15-60	60-90
ECP84412T-4	T3	200°C	200°C	0-60	15-60	60-75
ECP84412T-5	T3	200°C	200°C	0-60	30-60	60-75
ECP84413T-4	T3	200°C	200°C	0-60	10-60	60-75
ECP84413T-5	T3	200°C	200°C	0-60	10-60	60-75
ECP844156T-4	T3	200°C	200°C	0-60	15-60	60-90
ECP844156TR-4	T3	200°C	200°C	0-60	15-60	60-90
ECP844156TR-5	T3	200°C	200°C	0-60	15-60	60-90
ECP84416T-4	T3	200°C	200°C	0-60	30-60	60-75
ECP84416T-5	T2C	230°C	230°C	0-60	30-60	60-75
ECP844206T-4	T3	200°C	200°C	0-60	30-60	60-90
ECP844206TR-4	T3	200°C	200°C	0-60	30-60	60-90
ECP844206TR-5	T3	200°C	200°C	0-60	30-60	60-90
ECP844252T-4	T2D	215°C	215°C	0-60	30-60	60-75
ECP844252T-5	T2C	230°C	230°C	0-60	30-60	60-75
ECP844256T-4	T2D	215°C	215°C	0-60	30-60	60-90
ENCP3580T-4	T3C	160°C	160°C	3-60	6-60	60-90
ENCP3581T-4	T4	135°C	135°C	0-60	0-60	60-90
ENCP3580T-4	T3C	160°C	160°C	3-60	6-60	60-90
ENCP3581T-4	T4	135°C	135°C	0-60	0-60	60-90
VECP2276T	T3C	160°C	180°C	0-60	0-60	60-90
VECP2332T	T3C	160°C	180°C	0-60	0-60	60-90
VECP2333T	T3C	160°C	180°C	0-60	0-60	60-90
VECP2333T-4	T3C	160°C	180°C	0-60	0-60	60-90
VECP2334T	T3C	160°C	180°C	0-60	0-60	60-90
VECP2334T-4	T3C	160°C	180°C	0-60	0-60	60-90
VECP3580-4	T4	135°C	135°C	3-60	6-60	60-90
VECP3581	T4	135°C	135°C	0-60	0-60	60-90
VECP3581-4	T4	135°C	135°C	0-60	0-60	60-90
VECP3581T	T4	135°C	135°C	0-60	0-60	60-90
VECP3581T-4	T4	135°C	135°C	0-60	0-60	60-90
VECP3582T	T4	135°C	135°C	0-60	0-60	60-90
VECP3583T-4	T4	135°C	135°C	3-60	6-60	60-90
VECP3584T	T4	135°C	135°C	0-60	0-60	60-90
VECP3584T-4	T4	135°C	135°C	0-60	0-60	60-90
VECP3586T-4	T4	135°C	135°C	3-60	6-60	60-90
VECP3587T	T4	135°C	135°C	0-60	0-60	60-90
VECP3587T-4	T4	135°C	135°C	0-60	0-60	60-90
VECP3660T-4	T3C	160°C	160°C	0-60	6-60	60-90
VECP3661T	T3C	160°C	160°C	0-60	0-60	60-90
VECP3661T-4	T3C	160°C	160°C	0-60	0-60	60-90
VECP3663T-4	T3C	160°C	160°C	3-60	6-60	60-90
VECP3664T	T3C	160°C	160°C	0-60	0-60	60-90
VECP3665T	T3C	160°C	160°C	0-60	0-60	60-90
VECP3665T-4	T3C	160°C	160°C	0-60	0-60	60-90
VECP3667T	T3C	160°C	160°C	0-60	0-60	60-90
VECP3764T	T3C	160°C	160°C	0-60	0-60	60-90
VECP3768T	T3C	160°C	160°C	0-60	0-60	60-90
VECP3769T-4	T3C	160°C	160°C	3-60	6-60	60-90

* 0 Hz = motor slip Hz

For more information visit baldor.com or new.abb.com/motors-generators

Division 2 capabilities (continued)

Catalog Number	Sine Wave, 1.15 S.F.			Inverter Power, 1.0 S.F.		
	Sine Wave Temp Code	Equivalent Zone Temp Code T = °C	Inverter Temp Code T = °C	V.T. Speed Range (Hz)*	C.T. Speed Range (Hz)*	CHP Speed Range (Hz)
VECP3770T	T3C	160°C	160°C	0-60	0-60	60-90
VECP3770T-4	T3C	160°C	160°C	0-60	0-60	60-90
VECP3771T-4	T3C	160°C	160°C	3-60	6-60	60-90
VECP3774T	T3C	160°C	160°C	0-60	0-60	60-90
VECP3774T-4	T3C	160°C	160°C	0-60	0-60	60-90
VECP4100T	T3C	160°C	180°C	0-60	0-60	60-90
VECP4102T	T3C	160°C	180°C	0-60	0-60	60-90
VECP4103T	T3C	160°C	180°C	0-60	0-60	60-90
VECP4111T	T3	200°C	200°C	0-60	0-60	60-90
VECP82333T-4	T3C	160°C	180°C	0-60	0-60	60-90
VECP82334T-4	T3C	160°C	180°C	0-60	0-60	60-90
VECP82394T-4	T3C	160°C	180°C	0-60	6-60	60-90
VECP83583T-4	T4	135°C	135°C	3-60	6-60	60-90
VECP83584T-4	T4	135°C	135°C	0-60	0-60	60-90
VECP83586T-4	T4	135°C	135°C	3-60	6-60	60-90
VECP83587T-4	T4	135°C	135°C	0-60	0-60	60-90
VECP83660T-4	T3C	160°C	160°C	3-60	6-60	60-90
VECP83661T-4	T3C	160°C	160°C	0-60	0-60	60-90
VECP83663T-4	T3C	160°C	160°C	3-60	6-60	60-90
VECP83665T-4	T3C	160°C	160°C	0-60	0-60	60-90
VECP83769T-4	T3C	160°C	160°C	3-60	6-60	60-90
VECP83770T-4	T3C	160°C	160°C	0-60	0-60	60-90
VECP83771T-4	T3C	160°C	160°C	3-60	6-60	60-90
VECP83774T-4	T3C	160°C	160°C	0-60	0-60	60-90
VECP84106T-4	T3	200°C	200°C	3-60	6-60	60-90
VENCP83580T-4	T3C	160°C	160°C	3-60	6-60	60-90
VENCP83581T-4	T4	135°C	135°C	0-60	0-60	60-90

* 0 Hz = motor slip Hz

For more information visit baldor.com or new.abb.com/motors-generators

Information

Single phase

General purpose

Severe duty

Large AC

Washdown duty

Explosion proof


Pump

HVAC

Farm duty

Large AC motors

ABB Large AC (Above NEMA) motors are designed with higher than standard torques and low vibration levels which allows for a longer and safe operating life in applications requiring 250 Hp or greater, all while meeting the industry's reliability and efficiency standards. The ABB line of Large AC motors offer constructions which make them suitable for petro-chemical plants, mines, quarries, foundries, pulp and paper plants, waste management facilities, as well as many other processing industry applications.



Key features:

- Low vibration, cast iron frame construction.
- Minimum NEMA Design B torques except 2 pole is 1/2 NEMA, allowing for operation across a variety of applications
- 1.15 SF as standard
- Class F insulation with Class B (80 °C) temperature rise at rated power
- V-Ring slinger for increased bearing protection
- Designed for longevity with a 3 year warranty
- Baldor-Reliance® motors meet or exceed all efficiency requirements for US, Canada and Mexico regulations

250 - 1500 Horsepower

Product line		NXR
	Frame size range for stock products	5010-500 ⁽¹⁾
Electrical features		
Efficiency	Baldor-Reliance motors meet or exceed all efficiency requirements for US, Canada and Mexico regulations	S
Torque	Meet or exceed NEMA Design B torques (2)	S
Service factor	1.15 service factor – continuous	S
& temperature rise	Class F insulation with Class B rise @ 1.0 service factor	S
Inverter	Inverter ready - meets NEMA MG1 Part 31.4.4.2 (3)	S
Mechanical features		
IP code	IP54 enclosure ingress protection	S
	IP55 enclosure ingress protection	A
Frame	Cast iron frame & endplates	S
	Sealed joints between frame and endplates	A
	Epoxy coated internal surfaces, including endplates, rotor, and stator.	A
Fan covers	Fabricated steel fan covers (4)	S
Shaft seals	Shaft seals: Neoprene V-ring slinger – DE & ODE	S
	Ball bearings designs	S
Bearings and lubrication	Roller bearing designs for belted applications (5)	A
	Bearings: Regreasable with PLS lubrication system. Grease inlet & auto relief fittings on DE & ODE.	S
Paint	Paint: 2 part modified epoxy with enhanced UV protection topcoat	S
Conduit box	Conduit box: fabricated steel. Oversized and rotatable in 90 degree increments	S
Nameplate	Nameplate: Stainless steel with embossed raised letter	S
Other key features		
	Winding resistance temperature detectors (RTDs) - 100 Ohm platinum - 2 per phase	S
Accessories	Space heaters - 120/240 Volt	S
	Space heaters - 120 Volt	-
	Provisions for bearing resistance temperature detectors (RTDs)	S
Certifications	Nameplate marked Class I, Division 2, Groups C, D (6)	S
Warranty	Warranty - in years from date of manufacture	3

S = Standard A = Available through Mod Express® or as custom

(1) Frame sizes range from 5010-5810 ANSI mounting and 450-500 IEC mounting. 450-500 frames represent shaft height in mm.

Drawings will be referenced in inches and motors will meet NEMA.

(2) For medium voltage motors and motors with frames 5000 and larger standard torque values are represented in NEMA MG-1 2014 part 20.10.1. Motors will meet or exceed these values.

(3) For use on VFD, it is highly recommended to insulate the drive end bearing and add a shaft grounding system in order to address concerns regarding shaft currents that may be imposed upon the motor by a VFD as defined in NEMA MG1, Part 31.4.4.3. Motor is suitable for use on Inverter only in conjunction with an isolation transformer or other common mode voltage elimination. 1.0 service factor when used on VFD..

(4) Some GPM ratings may have fabricated steel fan covers as standard.

(5) For LR suffix motors, roller bearing is a standard feature. Ball bearings available through Mod Express


(6) Please reference Division 2 tables at the end of the section for appropriate temperature code values.

Motor is Class 1 Division 2 certified unless denoted with a (*) in the motor notes column.

NXR Series, three phase, totally enclosed, 460 & 2300/4000 volt, foot mounted

250 thru 1500 Hp

IP54



Features:

- Simple F1 to F2 conversion for main terminal box.
- Suitable for Inverter use per NEMA MG1 Part 31.4.4.2 with 10:1 VT and 2:1 CT speed ranges.
- Insulated ODE bearing for bearing current mitigation.
- Modifications available through Motor ModExpress®.
- Motor suitable for Class I, Division 2, Groups C & D.
- Belted duty motors are convertible to couple duty
- Motors denoted with (*) in the notes column are not Class 1, Div 2 Certified

Applications:

- Pumps
- Compressors
- Fans
- Conveyors

To convert to a severe duty motor use Inpro/Seal® mod for both ends, and corrosion treatment mod.

Inpro/Seal mod – M12B and corrosion treatment mod – contact factory
Option not available on motors denoted with a (*) in the notes column

Hp	RPM	NEMA Frame	Enclosure	Catalog Number	List Price	Mult. Sym.	"C" Dim.	Aprx. Wt. (lb)	Full Load Efficiency	Voltage	Full Load Amps	Notes (a)
460 volts												
250	1200	5008	TEFC	N50256LR-4	39,865	LG	63.48	4600	95.8	460	293	1,5
	900	5010	TEFC	N50258LR-4	45,901	LG	70.48	5400	95.1	460	335	1,5
300	1200	5010	TEFC	N50306LR-4	41,133	LG	70.48	5115	95.8	460	357	1,5
	900	5012	TEFC	N50308LR-4	49,424	LG	78.48	5925	95.2	460	428	1,5
350	1200	5010	TEFC	N50356LR-4	44,445	LG	70.48	5265	95.8	460	409	1,5
	900	5012	TEFC	N50358LR-4	53,690	LG	78.48	6000	95.0	460	496	1,5
400	1200	5010	TEFC	N50406LR-4	41,031	LG	70.48	5415	95.8	460	478	1,5
	900	5012	TEFC	N50408LR-4	60,807	LG	78.48	6250	95.2	460	578	1,5
450	3600	5010	TEFC	N50452S-4	44,401	LG	83.57	4932	95.8	460	521	1
	1800	5010	TEFC	N50454L-4	40,856	LG	70.48	5543	96.3	460	527	1
	1200	5012	TEFC	N50456LR-4	46,810	LG	78.48	6065	95.8	460	528	1,5
	900	5012	TEFC	N50458LR-4	63,847	LG	78.48	6500	95.0	460	627	1,5
500	3600	5010	TEFC	N50502S-4	48,093	LG	83.57	5088	95.8	460	566	1
	1800	5010	TEFC	N50504L-4	46,492	LG	78.48	5675	95.9	460	588	1
	1200	5012	TEFC	N50506LR-4	53,039	LG	78.48	6215	95.8	460	588	1,5
	900	5012	TEFC	N50508LR-4	78,072	LG	78.48	6600	95.0	460	672	1,5,7
600	3600	5010	TEFC	N50602S-4	52,207	LG	83.57	5400	95.8	460	691	1
	1800	5012	TEFC	N50604L-4	55,152	LG	78.48	6007	95.4	460	752	1
	1200	5012	TEFC	N50606LR-4	61,203	LG	78.48	6365	95.4	460	714	1,5
700	900	5810	TEFC	N58608L-4	85,261	LG	89.55	7600	96.0	460	743	1,10
	3600	5810	TEFC	M58702S-4	55,029	LG	95.59	10000	95.8	460	767	1*
	1800	5012	TEFC	N50704L-4	63,072	LG	78.48	6072	95.4	460	874	1
	1200	5012	TEFC	N50706LR-4	67,797	LG	78.48	6365	95.8	460	835	1,5,7
800	900	5810	TEFC	N58708L-4	105,121	LG	89.55	7850	95.9	460	873	1,10
	3600	5810	TEFC	N58802S-4	69,833	LG	100.32	7100	96.3	460	839	1
	1800	5012	TEFC	N50804L-4	67,731	LG	78.48	6420	95.4	460	1014	1
	1200	5810	TEFC	N58806LR-4	75,237	LG	89.55	7280	96.2	460	907	1,10
	900	450	TEFC	M450808L-4	105,121	LG	86.42	11000	95.9	460	1011	1,7,9,10*

(a) See notes on inside back flap.

■ Cast iron frame

For use on VFD, it is highly recommended to insulate the drive end bearing and add a shaft grounding system in order to address concerns regarding shaft currents that may be imposed upon the motor by a VFD as defined in NEMA MG1, Part 31.4.4.3.

Motor is suitable for use on Inverter only in conjunction with an isolation transformer or other common mode voltage elimination.

1.0 service factor when used on VFD

Custom induction motors available up to 30,000 Hp, contact your sales representative for additional information.

Red catalog number indicates **NEW** product.

Information
Single phase
General purpose
Severe duty
Large AC
Washdown duty
Explosion proof
Pump
HVAC
Farm duty

NXR Series, three phase, totally enclosed, 460 & 2300/4000 volt, foot mounted

Hp	RPM	NEMA Frame	Enclosure	Catalog Number	List Price	Mult. Sym.	"C" Dim.	Aprx. Wt. (lb)	Full Load Efficiency	Voltage	Full Load Amps	Notes (a)
900	3600	5810	TEFC	N58902S-4	72,637	LG	100.32	7900	96.5	460	939	1,10
	1800	5012	TEFC	N50904L-4	69,190	LG	95.57	6250	95.8	460	1050	1,7,10
	1200	5810	TEFC	N58906L-4	92,733	LG	89.55	7600	96.2	460	907	1,10
1000	900	500	TEFC	M500908L-4	121,922	LG	99.02	14925	95.6	460	1095	1,7,9,10 *
	1800	5810	TEFC	N581004L-4	100,178	LG	107.01	7250	96.6	460	1042	1,10
	1200	5810	TEFC	N581006L-4	105,979	LG	89.55	8500	96.3	460	1155	1,7,10
1250	900	500	TEFC	M5001008L-4	123,922	LG	99.02	15000	95.7	460	1229	1,7,9,10 *
	1800	500	TEFC	M5001254L-4	120,836	LG	72.64	14000	96.1	460	1387	1,7,9,10 *
1500	1200	500	TEFC	M5001256L-4	115,034	LG	96.65	14500	96.4	460	1441	1,7,9,10 *
	1800	500	TEFC	M5001504L-4	133,358	LG	120.28	15500	96.4	460	1645	1,7,9,10 *
2300/4000 volts												
250	3600	449TS	TEFC	EM44252TS-2340	33,234	LG	49.49	2338	95	2300/4000	33	1 *
	1800	L449T	TEFC	EM44254T-2340	36,300	LG	60.21	2694	95	2300/4000	32	1 *
	1200	5008	TEFC	N50256LR-2340	41,964	LG	63.48	5070	94.5	2300/4000	61/31.5	1,5
300	900	5010	TEFC	N50258LR-2340	48,317	LG	70.48	5420	94.5	2300/4000	65.4/37.6	1,5,10
	3600	L449TS	TEFC	EM44302TS-2340	40,255	LG	56.48	3149	95.3	2300/4000	39	1 *
	1800	L449T	TEFC	EM44304T-2340	36,979	LG	60.21	3676	95	2300/4000	39	1,5 *
350	1200	5010	TEFC	N50306LR-2340	43,298	LG	70.48	5250	95.0	2300/4000	71.7/41.2	1,5
	900	5012	TEFC	N50308LR-2340	54,916	LG	78.48	5985	94.5	2300/4000	78.1/44.9	1,5,10
	3600	5010	TEFC	N50352S-2340	43,766	LG	83.57	4812	94.5	2300/4000	80.9/46.5	1
400	1800	5010	TEFC	N50354L-2340	44,000	LG	63.48	4940	94.7	2300/4000	83.7/48.1	1
	1200	5010	TEFC	N50356LR-2340	49,383	LG	70.48	5400	95	2300/4000	83.7/48.1	1,5
	900	5012	TEFC	N50358LR-2340	63,165	LG	78.48	6250	94.5	2300/4000	92.7/53.3	1,5,10
450	3600	5010	TEFC	N50402S-2340	48,213	LG	83.57	4959	95	2300/4000	92.6/53.2	1
	1800	5010	TEFC	N50404L-2340	47,745	LG	70.48	5400	95	2300/4000	96.3/55.4	1
	1200	5012	TEFC	N50406LR-2340	54,064	LG	78.48	6050	95	2300/4000	95.7/55.0	1,5
500	900	5012	TEFC	N50408LR-2340	51,957	LG	70.48	5523	94.5	2300/4000	103/59	1,5,10
	3600	5010	TEFC	N50452S-2340	56,872	LG	83.57	5106	95	2300/4000	103/59	1
	1800	5010	TEFC	N50454L-2340	51,957	LG	70.48	5523	94.9	2300/4000	108/62.1	1
550	1200	5012	TEFC	N50456LR-2340	62,021	LG	78.48	6200	95	2300/4000	107/61.5	1,5
	900	5012	TEFC	N08458LR-2340	78,596	LG	78.48	6530	94.8	2300/4000	116.8/67.3	1,5,10
	3600	5010	TEFC	N50502S-2340	62,021	LG	83.57	5253	95	2300/4000	113/64.8	1
600	1800	5012	TEFC	N50504L-2340	59,681	LG	78.48	5655	95.4	2300/4000	119/68.5	1
	1200	5012	TEFC	N50506LR-2340	70,915	LG	78.48	6350	95	2300/4000	118/68	1,5
	900	5012	TEFC	N50508LR-2340	88,384	LG	78.48	6600	95	2300/4000	125/72	1,5,7,10
650	3600	5010	TEFC	N50602S-2340	67,872	LG	83.57	5400	95.4	2300/4000	138/79.2	1
	1800	5012	TEFC	N50604L-2340	70,213	LG	78.48	5787	95	2300/4000	145/83.3	1
	1200	5012	TEFC	N50606LR-2340	78,404	LG	78.48	6450	95	2300/4000	141/81.1	1,5,7
700	900	5810	TEFC	N58608L-2340	100,169	LG	89.55	7600	95.1	2300/4000	87	1,10
	3600	5810	TEFC	N58702S-2340	71,851	LG	100.32	7100	95.9	2300/4000	86	1,10
	1800	5012	TEFC	N50704L-2340	77,234	LG	78.48	6052	95.4	2300/4000	168/96.5	1,10
750	1200	5810	TEFC	N58706L-2340	89,652	LG	89.55	7700	95.5	2300/4000	94	1,10
	900	5810	TEFC	N58708L-2340	113,182	LG	89.55	8600	95.4	2300/4000	108	1,7,10
	3600	5810	TEFC	N58802S-2340	89,362	LG	100.32	7500	96.0	2300/4000	98	1,10
800	1800	5012	TEFC	N50804L-2340	89,872	LG	78.48	6400	95.4	2300/4000	185/107	1,7
	1200	5810	TEFC	N58806L-2340	102,853	LG	89.55	8500	95.7	2300/4000	107	1,7,10
	900	450	TEFC	EM450808L-2340	122,452	LG	83.47	10800	95.6	2300/4000	113	1,7,9,10 *
850	3600	5810	TEFC	N58902S-2340	93,637	LG	100.32	7900	96.2	2300/4000	109	1,10
	1800	5810	TEFC	N58904L-2340	94,553	LG	107.01	7135	95.8	2300/4000	115	1,10
	1200	450	TEFC	EM450906L-2340	112,006	LG	83.47	10000	96.2	2300/4000	118	1,7,9,10 *
900	900	500	TEFC	EM500908L-2340	141,652	LG	99.02	14000	95.6	2300/4000	124	1,7,9,10 *
	1800	5810	TEFC	N581004L-2340	108,596	LG	107.01	7500	96.0	2300/4000	127	1,10
	1200	450	TEFC	EM4501006L-2340	115,432	LG	83.47	11000	95.9	2300/4000	130	1,7,9,10 *
1000	900	500	TEFC	EM5001008L-2340	143,652	LG	99.02	14000	95.6	2300/4000	138	1,7,9,10 *

(a) See notes on inside back flap.

■ Cast iron frame

For use on VFD, it is highly recommended to insulate the drive end bearing and add a shaft grounding system in order to address concerns regarding shaft currents that may be imposed upon the motor by a VFD as defined in NEMA MG1, Part 31.4.4.3.

Motor is suitable for use on Inverter only in conjunction with an isolation transformer or other common mode voltage elimination.

1.0 service factor when used on VFD

Custom induction motors available up to 30,000 Hp, contact your sales representative for additional information.

Red catalog number indicates **NEW** product.

NXR Series, three phase, totally enclosed, 460 & 2300/4000 volt, foot mounted

Hp	RPM	NEMA Frame	Enclosure	Catalog Number	List Price	Mult. Sym.	"C" Dim.	Aprx. Wt. (lb)	Full Load Efficiency	Voltage	Full Load Amps	Notes (a)
1250	1800	500	TEFC	EM5001254L-2340	138,765	LG	120.23	13100	96	2300/4000	159	1,7,9,10 *
	1200	500	TEFC	EM5001256L-2340	126,546	LG	99.65	13000	96.3	2300/4000	167	1,7,9,10 *
	900	500	TEFC	EM5001258L-2340	144,599	LG	99.02	14000	95.9	2300/4000	179	1,7,9,10 *
1500	1800	500	TEFC	EM5001504L-2340	144,882	LG	120.28	14300	96.4	2300/4000	189	1,7,9,10 *
	1200	500	TEFC	EM5001506L-2340	139,139	LG	96.65	14700	96.6	2300/4000	200	1,7,9,10 *
	900	500	TEFC	EM5001508L-2340	150,998	LG	99.02	16700	96.1	2300/4000	207	1,7,9,10 *

(a) See notes on inside back flap.

■ Cast iron frame

For use on VFD, it is highly recommended to insulate the drive end bearing and add a shaft grounding system in order to address concerns regarding shaft currents that may be imposed upon the motor by a VFD as defined in NEMA MG1, Part 31.4.4.3.

Motor is suitable for use on Inverter only in conjunction with an isolation transformer or other common mode voltage elimination.

1.0 service factor when used on VFD

Custom induction motors available up to 30,000 Hp, contact your sales representative for additional information.

Information

Single phase

General purpose

Severe duty

Large AC

Washdown duty

Explosion proof


Pump

HVAC

Farm duty

Ammonia refrigeration compressor motors, three phase, open drip proof, 460 & 2300/4160 volt, foot mounted

150 to 1000 Hp



Standard 2300/4160 volt motor

Features:

- Low noise design
- 1.15 SF
- High efficiency designs
- Rated for across the line start
- Class F insulation with Class B temperature rise
- Cast iron frame for reduced vibration and increased strength

Applications:

- Ammonia refrigeration compressors
- Pumps

Hp	RPM	NEMA Frame	Catalog Number	List Price	Mult. Sym.	"C" Dim.	Aprx. Wt. (lb)	Full Load Efficiency	Voltage	Full Load Amps	Notes (a)
460 volts (wye start delta run)											
150	3600	404/5TS	EM251152T-4	13,117	L1	31.00	1140	95.4	460	167	1,10
200	3600	444/5TS	EM251202T-4	14,864	L1	35.81	1737	95.4	460	221	1,10
250	3600	444/5TS	EM251252T-4	17,437	L1	35.81	1539	95.4	460	274	1,10
300	3600	447TSS/TS	EM251302T-4	27,254	L1	39.31	1899	95.4	460	334	1,10
350	3600	447TSS/TS	EM251352T-4	31,190	L1	39.31	1899	95.4	460	381	1,10
400	3600	449TS	EM251402T-4	36,592	L1	44.31	4000	96.2	460	431	1,10
450	3600	449TS	EM251452T-4	40,294	L1	44.31	4000	96.2	460	494	1,10
500	3600	449TS	EM251502T-4	44,548	L1	39.37	2595	96.2	460	544	1,10
600	3600	5010	M250602S-4	47729	LG	56.50	4200	95.6	460	673	1,10
2300/4160 volts											
400	3600	449TS	M244402TS-2341	32,791	LG	44.38	4000	95	2300/4160	49	1,10
500	3600	5008	M250502S-2341	45,766	LG	49.50	3200	94.8	2300/4160	62	1,10
600	3600	5010	M250602S-2341	47,564	LG	56.50	4200	95.2	2300/4160	73	1,10
700	3600	5010	M250702S-2341	49,901	LG	56.50	4200	95.2	2300/4160	85	1,10
800	3600	5810	M258802S-2341	64,295	LG	65.81	7000	95	2300/4160	99	1,10
900	3600	5810	M258902S-2341	71,196	LG	65.81	7000	95.2	2300/4160	111	1,10
1000	3600	5810	M2581002S-2341	77,398	LG	65.81	7000	95.2	2300/4160	141	1,10

(a) See notes on inside back flap.

■ Cast iron frame

Custom induction motors available up to 30,000 Hp, contact your sales representative for additional information.

Conversion base kits are available in the Motor Accessories section.

Division 2 capabilities

The following list of motors are marked for Class I, Division 2, Group C and D for Sine Wave and Inverter Power.

Division 2 Temp Codes are provided in the standard format per the NEC Article 500 requirements. Equivalent Zone Temp Codes are provided in the “T=°C” format because NEC Article 505 does not allow all T Codes permitted by NEC 500. Inverter Temp Codes are provided in the “T=°C” format because they apply to both the Equivalent Zone (NEC 505) requirements and NEC 500 requirements. Please reference the following table for Temperature and Temp Code values.

Maximum Surface Temperature	US (NEC 500) CA (CEC Annex J)	US (NEC 505) CA (CEC Section 18)
450° C	T1	T1
300° C	T2	T2
280° C	T2A	-
260° C	T2B	-
230° C	T2C	-
215° C	T2D	-
200° C	T3	T3

Maximum Surface Temperature	US (NEC 500) CA (CEC Annex J)	US (NEC 505) CA (CEC Section 18)
180° C	T3A	-
165° C	T3B	-
160° C	T3C	-
135° C	T4	T4
120° C	T4A	-
100° C	T5	T5
85° C	T6	T6

Catalog Number	Sine Wave, 1.15 S.F.			Inverter Power, 1.0 S.F.		
	Sine Wave Temp Code	Equivalent Zone Temp Code T = °C	Inverter Temp Code T = °C	V.T. Speed Range (Hz)	C.T. Speed Range (Hz)	CHP Speed Range (Hz)
	N50256LR-2340	T2D	215° C	215° C	6-60	30-60
N50256LR-4	T3	200° C	200° C	6-60	30-60	60-90
N50258LR-2340	T3A	180° C	180° C	6-60	30-60	60-90
N50258LR-4	T3A	180° C	180° C	6-60	30-60	60-90
N50306LR-2340	T2B	260° C	260° C	6-60	30-60	60-90
N50306LR-4	T2D	215° C	215° C	6-60	30-60	60-90
N50308LR-2340	T3A	180° C	180° C	6-60	30-60	60-90
N50308LR-4	T3A	180° C	180° C	6-60	30-60	60-90
N50352S-2340	T3A	180° C	180° C	6-60	30-60	60-70
N50354L-2340	T3A	180° C	180° C	6-60	30-60	60-66
N50356LR-2340	T2C	230° C	230° C	6-60	30-60	60-90
N50356LR-4	T2C	230° C	230° C	6-60	30-60	60-90
N50358LR-2340	T3A	180° C	180° C	6-60	30-60	60-90
N50358LR-4	T3A	180° C	180° C	6-60	30-60	60-90
N50402S-2340	T3A	180° C	180° C	6-60	30-60	60-70
N50404L-2340	T3A	180° C	180° C	6-60	30-60	60-66
N50406LR-2340	T2B	260° C	260° C	6-60	30-60	60-90
N50406LR-4	T2D	215° C	215° C	6-60	30-60	60-90
N50408LR-2340	T3	200° C	200° C	6-60	30-60	60-90
N50408LR-4	T3A	180° C	180° C	6-60	30-60	60-90
N50452S-2340	T3A	180° C	180° C	6-60	30-60	60-70
N50452S-4	T3A	180° C	180° C	6-60	30-60	60-70
N50454L-2340	T3A	180° C	180° C	6-60	30-60	60-66
N50454L-4	T3	200° C	200° C	6-60	30-60	60-66
N50456LR-2340	T2C	230° C	230° C	6-60	30-60	60-90
N50456LR-4	T2B	260° C	260° C	6-60	30-60	60-90
N50458LR-2340	T3	200° C	200° C	6-60	30-60	60-90
N50458LR-4	T3A	180° C	180° C	6-60	30-60	60-90
N50502S-2340	T3	200° C	200° C	6-60	30-60	60-70
N50502S-4	T3	200° C	200° C	6-60	30-60	60-70
N50504L-2340	T3A	180° C	180° C	6-60	30-60	60-66
N50504L-4	T3	200° C	200° C	6-60	30-60	60-66

Catalog Number	Sine Wave, 1.15 S.F.			Inverter Power, 1.0 S.F.		
	Sine Wave Temp Code	Equivalent Zone Temp Code T = °C	Inverter Temp Code T = °C	V.T. Speed Range (Hz)	C.T. Speed Range (Hz)	CHP Speed Range (Hz)
	N50506LR-2340	T2B	260° C	260° C	6-60	30-60
N50506LR-4	T2B	260° C	260° C	6-60	30-60	60-90
N50508LR-2340	T3	200° C	200° C	6-60	30-60	60-90
N50508LR-4	T3A	180° C	180° C	6-60	30-60	60-90
N50602S-2340	T3	200° C	200° C	6-60	30-60	60-70
N50602S-4	T3	200° C	200° C	6-60	30-60	60-70
N50604L-2340	T3A	180° C	180° C	6-60	30-60	60-66
N50604L-4	T3A	180° C	180° C	6-60	30-60	60-66
N50606LR-2340	T3	200° C	200° C	6-60	30-60	60-90
N50606LR-4	T2B	260° C	260° C	6-60	30-60	60-90
N50704L-2340	T3	200° C	200° C	6-60	30-60	60-66
N50704L-4	T3	200° C	200° C	6-60	30-60	60-66
N50804L-2340	T3	200° C	200° C	6-60	30-60	60-66
N50804L-4	T3	200° C	200° C	6-60	30-60	60-66
N50904L-4	T3	200° C	200° C	6-60	30-60	60-66
N581004L-2340	T2B	260° C	260° C	6-60	30-60	60-66
N581004L-4	T2A	280° C	280° C	6-60	30-60	60-66
N581006L-4	T3A	180° C	180° C	6-60	30-60	60-90
N58608L-2340	T2B	260° C	260° C	6-60	30-60	60-90
N58608L-4	T3	200° C	200° C	6-60	30-60	60-90
N58702S-2340	T2A	280° C	280° C	6-60	30-60	(2)
N58706L-2340	T2B	260° C	260° C	6-60	30-60	60-90
N58708L-2340	T3C	160° C	160° C	6-60	30-60	60-90
N58708L-4	T2C	230° C	230° C	6-60	30-60	60-90
N58802S-2340	T2C	280° C	280° C	6-60	30-60	(2)
N58802S-4	T2C	280° C	280° C	6-60	30-60	(2)
N58806L-2340	T3A	180° C	180° C	6-60	30-60	60-90
N58806L-4	T2A	280° C	280° C	6-60	30-60	60-90
N58902S-2340	T2D	280° C	280° C	6-60	30-60	(2)
N58902S-4	T2C	280° C	280° C	6-60	30-60	(2)
N58904L-2340	T2C	230° C	230° C	6-60	30-60	60-66
N58906L-4	T2A	280° C	280° C	6-60	30-60	60-90

Notes:

- (1) Motor is not suitable for Division 2 operation
- (2) Overspeed capability not available

Information

Single phase

General purpose

Severe duty

Large AC

Washdown duty

Explosion proof

Pump

HVAC

Farm duty

Washdown duty motors

Baldor-Reliance washdown duty motors are designed to meet the demands of applications that require additional protection from contaminants, and the ability to operate in an environments exposed to washdown methods. As the broadest washdown product family in the marketplace, ABB offers motors from painted to stainless steel to meet the washdown needs of our customers.



Key features:

- Double sealed motor bearings
- Neoprene rubber gaskets ensure a tight, waterproof seal
- 300 series stainless steel shaft, hardware and nameplate
- Shaft seals on each end
- Sealed frame to endplate joints to prevent water entry
- Easily removable drain plugs for thorough drainage in any position

1/3 - 30 Horsepower

Product line		Food Safe Washdown	White Washdown	Paint free	Stainless Steel	SSE Encapsulated
NEMA Frames sizes		56-286TC	56-256T	56C-215TC	56C-256TC	56C-256TC
Electrical features						
Efficiency	Baldor-Reliance motors meet or exceed all efficiency requirements for US, Canada and Mexico regulations	S	S	S	S	S
Motor performance	1.15 Service Factor	S	S	S	S	S
	NEMA Design B (most designs)	S	S	S	S	S
	Class F insulation with Class B rise (most designs)	-	S	S	S	-
	Class H insulation	S	A	A	A	S
Windings	Dip & bake 100% varnish	S	S	S	S	S
	Epoxy encapsulated	S	A	A	A	S
	575V	S	S	A	S	S
	Single Phase	S	S	-	-	-
Connections	Washdown lead connection kit (heat shrink connectors)	S	A	A	A	S
Inverter	Inverter ready per NEMA MG-1 part 31.4.4.2	S	S	S	S	S
Mechanical features						
	Steel frame and base, aluminum box and endplates	-	S	-	-	-
	300 series stainless steel shaft & hardware	S	S	S	S	S
External parts	Polished head, 300 series stainless steel external hardware & drains	S	-	-	-	-
	Ball burnished aluminum endplates & conduit box	-	-	S	-	-
	300 series endplates and conduit box	S	-	-	S	S
	300 series stainless stator frame, conduit box lid and fan cover	S	-	S	S	S
Drains	3 removable plastic condensation drain plugs, each end	-	S	-	-	-
	3 removable stainless steel condensation drain plugs, each end	S	-	S	S	S
	1 extra plastic T-drain provided, each end (for 6:00 position)	S	S	S	S	S
	Stainless steel T-drains installed at 6:00, 180 frame and larger	S	-	-	-	-
Nameplate	Stainless steel nameplate affixed to band	-	S	S	-	-
	Nameplate information laser etched directly onto band	S	-	-	S	S
	Neoprene, lipped box-to-stator gasket	-	S	S	S	-
	180° rotatable conduit box	-	S	S	S	-
Conduit box	Round conduit box, rotatable in four directions	S	-	-	-	-
	Lipped lid w/neoprene gasket	-	S	S	S	S
	Round conduit box, rotatable in four directions	S	-	-	-	-
	Epoxy encapsulated leads in box	S	-	-	-	S
	Fully welded conduit box	S	-	-	-	S
Rotor	Epoxy primed rotor	S	S	S	S	S
Lubrication	Mobile Polyrex™ EM moisture resistant grease	S	S	S	S	S
Cooling	Non-metallic external cooling fan	S	S	S	S	S
Base	Standard welded base	-	S	S	S	-
	Individual, fully welded feet for ease of cleanability	S	-	-	-	-
	Fully welded base	S	-	-	-	S
	Lip & V-Ring seal on drive end, V-Ring seal on opposite drive end (TEFC)	-	S	-	-	-
	Labyrinth seal on drive end, V-Ring seal on opposite drive end (TEFC)	-	A	S	-	-
Sealing	Labyrinth seal on each end (TEFC)	-	A	A	S	A
	2-part sealing system (internal & external seals) on each end (TEFC)	S	-	-	-	S
	Sealer on endplate-to-stator fits	-	S	S	S	-
	O-Rings on endplate-to-stator fits	S	-	-	-	S
Paint	Powder coat/primer and 2-part epoxy finish coat	-	S	-	-	-
IP code	Ingress protection code	IP69 for water	IP55	IP55	IP56	IP69 for water

A = Available through Mod-Express or as custom S = Standard

NEW!

Food Safe stainless steel, single phase, C-Face

1/2 thru 1 Hp

**IP69
for Water**



Features:

- 300 series stainless steel
- Individually welded feet for ease of cleaning
- Welded & polished conduit box
- Smooth heads on external drains & hardware
- O-ring sealed endplates
- Laser etched nameplate
- Removable condensate drains in each endplate
- Internal & external shaft sealing
- No crevices for food to collect
- 3 year warranty

Applications:

- Food processing
- High pressure washdown
- Caustic environment
- Pumps and wastewater
- Outdoors
- Sanitary washdown

Hp	RPM	NEMA Frame	Enclosure	Catalog Number	List Price	Mult. Sym.	"C" Dim.	Aprx. Wt. (lb)	Full Load Efficiency	Voltage	Full Load Amps	Notes (a)
Foot mounted												
1/2	3600	56C	TEFC	CFSWDL3503	1,381	FS	13.96	33	59.5	115/230	3.6	12
	1800	56C	TEFC	CFSWDL3504	1,480	FS	13.96	41	70	115/230	3.5	
3/4	3600	56C	TEFC	CFSWDL3506	1,529	FS	13.96	33	64	115/230	4.6	12
	1800	56C	TEFC	CFSWDL3507	1,619	FS	14.83	47	70	115/230	4.6	
1	3600	56C	TEFC	CFSWDL3509	1,632	FS	13.96	41	68	115/230	5.8	12
	1800	56C	TEFC	CFSWDL3510	1,741	FS	16.26	63	72	115/230	5.8	
Footless												
1/2	3600	56C	TEFC	VFSWDL3503	1,305	FS	13.96	33	59.5	115/230	3.6	12
	1800	56C	TEFC	VFSWDL3504	1,404	FS	13.96	41	70	115/230	3.5	
3/4	3600	56C	TEFC	VFSWDL3506	1,453	FS	13.96	33	64	115/230	4.6	12
	1800	56C	TEFC	VFSWDL3507	1,543	FS	14.83	47	70	115/230	4.6	
1	3600	56C	TEFC	VFSWDL3509	1,556	FS	13.96	41	68	115/230	5.8	12
	1800	56C	TEFC	VFSWDL3510	1,665	FS	16.26	63	72	115/230	5.8	

(a) See notes on inside back flap.
Red catalog number indicates **NEW** product.

Product family code: WDF

NEW!

For more information visit baldor.com or new.abb.com/motors-generators

Information

Single phase

General purpose

Severe duty

Large AC

Washdown duty

Explosion proof

Pump

HVAC

Farm duty

NEW!

Food Safe stainless steel, three phase, C-Face, foot mounted, encapsulated 1/2 thru 30 Hp

IP69 for Water

**Features:**

- Individually welded feet for ease of cleaning
- Rotatable, round conduit box
- Welded & polished conduit box
- Smooth heads on external drains & hardware
- O-ring sealed endplates & conduit box
- Encapsulated, color-coded leads
- No crevices for food to collect
- 300 series stainless steel
- Epoxy encapsulated windings
- Laser etched nameplate
- Removable condensate drains in each endplate
- Internal & external shaft sealing
- Class H insulation system, inverter ready
- 3 year warranty, NEMA Premium® efficiency

Applications:

- Food processing
- High pressure washdown
- Caustic environment
- Pumps and wastewater
- Outdoors
- Sanitary washdown

Hp	RPM	NEMA Frame	Enclosure	Catalog Number	List Price	Mult. Sym.	"C" Dim.	Aprx. Wt. (lb)	Full Load Efficiency	Voltage	Full Load Amps	Notes (a)
230/460 volt												
1/2	3600	56C	TENV	CFSWDM3537-E	1,624	FS	11.78	35	84	208-230/460	0.7	
	1800	56C	TENV	CFSWDM3538-E	1,648	FS	11.78	38	84	208-230/460	0.9	
	1200	56C	TENV	CFSWDM3539-E	1,980	FS	12.78	37	77	208-230/460	0.9	
3/4	3600	56C	TENV	CFSWDM3541-E	1,678	FS	11.78	41	86.5	208-230/460	1	
	1800	56C	TENV	CFSWDM3542-E	1,704	FS	12.78	37	84	208-230/460	1.3	
	1200	56C	TENV	CFSWDM3543-E	2,035	FS	13.67	45	82.5	208-230/460	1.3	
1	3600	56C	TENV	CFSWDM3545-E	1,762	FS	11.78	38	82.5	230/460	1.4	
	1800	56C	TENV	CFSWDM3546-E	1,780	FS	12.78	37	85.5	230/460	1.5	
		143TC	TENV	CFSWDM3546T-E	1,794	FS	12.84	37	85.5	230/460	1.5	
	1200	56C	TENV	CFSWDM3556-E	2,041	FS	15.08	64	84	230/460	1.7	
		56C	TEFC	CFSWDM3556-E	2,104	FS	14.83	45	82.5	230/460	1.7	
	3600	56C	TENV	CFSWDM3550-E	1,863	FS	13.67	50	85.5	230/460	1.8	
		143TC	TENV	CFSWDM3550T-E	1,878	FS	13.72	50	85.5	230/460	1.8	
		56C	TENV	CFSWDM3554-E	1,839	FS	15.04	59	86.5	230/460	2.1	
	11/2	1800	56C	TEFC	CFSWDM3554-E	1,902	FS	13.96	45	86.5	230/460	2.2
		145TC	TENV	CFSWDM3554T-E	1,890	FS	15.09	59	86.5	230/460	2.1	
		145TC	TEFC	CFSWDM3554T-E	1,953	FS	14.03	48	86.5	230/460	2.2	
	1200	182TC	TEFC	CFSWDM3607T-E	2,332	FS	18.89	90	87.5	230/460	2.6	
		56C	TENV	CFSWDM3555-E	2,104	FS	15.04	61	88.5	230/460	2.4	
	3600	56C	TEFC	CFSWDM3555-E	2,199	FS	14.90	50	86.5	230/460	2.5	
		145TC	TENV	CFSWDM3555T-E	2,150	FS	15.09	61	88.5	230/460	2.4	
		145TC	TEFC	CFSWDM3555T-E	2,213	FS	14.90	50	86.5	230/460	2.5	
	2	56C	TENV	CFSWDM3558-E	2,135	FS	15.09	59	88.5	230/460	2.8	
		56C	TEFC	CFSWDM3558-E	2,198	FS	13.96	45	86.5	230/460	2.8	
	1800	145TC	TENV	CFSWDM3558T-E	2,176	FS	15.09	63	88.5	230/460	2.8	
		145TC	TEFC	CFSWDM3558T-E	2,239	FS	14.03	45	86.5	230/460	2.8	
	1200	184TC	TEFC	CFSWDM3614T-E	2,589	FS	18.89	101	88.5	230/460	3.5	
		145TC	TEFC	CFSWDM3559T-E	2,608	FS	16.28	61	86.5	230/460	3.7	
	3600	182TC	TENV	CFSWDM3610T-E	2,699	FS	18.89	96	89.5	230/460	3.5	
		182TC	TENV	CFSWDM3611T-E	2,607	FS	18.89	101	89.5	230/460	4	
3	1800	182TC	TEFC	CFSWDM3611T-E	2,688	FS	18.89	83	89.5	230/460	4.2	
	1200	213TC	TEFC	CFSWDM3704T-E	3,411	FS	21.37	158	89.5	230/460	4.5	

(a) See notes on inside back flap.

Red catalog number indicates **NEW** product.

Product family code WDF

NEW!For more information visit baldor.com or new.abb.com/motors-generators

NEW!

Food Safe stainless steel, three phase, C-Face, foot mounted, encapsulated

Hp	RPM	NEMA Frame	Enclosure	Catalog Number	List Price	Mult. Sym.	"C" Dim.	Aprx. Wt. (lb)	Full Load Efficiency	Voltage	Full Load Amps	Notes (a)
5	3600	184TC	TEFC	CFSWDM3613T-E	2,846	FS	17.39	84	89.5	230/460	5.6	
	1800	184TC	TEFC	CFSWDM3615T-E	2,867	FS	18.89	101	89.5	230/460	6.5	
	1200	215TC	TEFC	CFSWDM3708T-E	4,040	FS	22.12	179	89.5	230/460	7.4	
7 1/2	3600	213TC	TEFC	CFSWDM3709T-E	3,570	FS	19.50	129	91	230/460	8.3	
	1800	213TC	TEFC	CFSWDM3710T-E	3,644	FS	20.68	136	91.7	230/460	9.5	
	1200	254TC	TEFC	CFSWDM22976T-E	6,936	FS	24.18	255	91	230/460	10.7	
10	3600	215TC	TEFC	CFSWDM3711T-E	4,048	FS	20.68	149	91.7	230/460	10.6	
	1800	215TC	TEFC	CFSWDM3714T-E	4,290	FS	22.12	187	92.4	230/460	12.5	
	1200	256TC	TEFC	CFSWDM23932T-E	7,885	FS	25.18	290	91	230/460	15.1	
15	3600	215TC	TEFC	CFSWDM3713T-E	6,071	FS	22.12	188	91.7	230/460	17	
	254TC	TEFC	CFSWDM23994T-E	7,032	FS	24.18	260	91	230/460	16.5		
	1800	254TC	TEFC	CFSWDM23933T-E	6,932	FS	24.18	281	92.4	230/460	17.5	
20	1200	284TC	TEFC	CFSWDM41900T	8,880	FS	28.14	488	91.7	230/460	20	22
	3600	256TC	TEFC	CFSWDM41906T-E	7,970	FS	25.18	295	91	230/460	21.5	
	1800	256TC	TEFC	CFSWDM23934T-E	7,929	FS	25.18	290	93	230/460	23.4	
25	1200	286TC	TEFC	CFSWDM41902T	11,355	FS	28.14	493	91.7	230/460	26	22
	3600	284TC	TEFC	CFSWDM41907T	10,196	FS	28.14	431	91.7	230/460	28	22
	1800	284TC	TEFC	CFSWDM41903T	10,139	FS	28.14	471	93.6	230/460	31	22
30	3600	286TC	TEFC	CFSWDM41908T	11,726	FS	28.14	445	91.7	230/460	34	22
	1800	286TC	TEFC	CFSWDM41904T	11,660	FS	28.14	485	93.6	230/460	36	22
575 volt												
1/2	3600	56C	TENV	CFSWDM3537-5E	1,649	FS	11.78	35	84	575	0.6	
	1800	56C	TENV	CFSWDM3538-5E	1,673	FS	11.78	35	84	575	0.7	
3/4	1800	56C	TENV	CFSWDM3542-5E	1,729	FS	12.78	41	84	575	1	
1	56C	TENV	CFSWDM3546-5E	1,805	FS	12.78	41	85.5	575	1.2		
	143TC	TENV	CFSWDM3546T-5E	1,819	FS	12.84	43	85.5	575	1.2		
1 1/2	56C	TEFC	CFSWDM3554-5E	1,927	FS	13.96	45	86.5	575	1.7		
	145TC	TEFC	CFSWDM3554T-5E	1,978	FS	14.03	45	86.5	575	1.7		
2	1800	145TC	TEFC	CFSWDM3558T-5E	2,264	FS	14.03	45	86.5	575	2.3	
3	3600	145TC	TEFC	CFSWDM3559T-5E	2,633	FS	14.03	61	86.5	575	2.9	
	1800	182TC	TEFC	CFSWDM3611T-5E	2,752	FS	18.89	86	89.5	575	3.3	
5	3600	184TC	TEFC	CFSWDM3613T-5E	2,910	FS	17.39	84	89.5	575	4.5	
	1800	184TC	TEFC	CFSWDM3615T-5E	2,931	FS	18.89	101	89.5	575	5.1	

(a) See notes on inside back flap.

Product family code: WDF

Red catalog number indicates **NEW** product.

NEW!

For more information visit baldor.com or new.abb.com/motors-generators

Information

Single phase

General purpose

Severe duty

Large AC

Washdown duty

Explosion proof

Pump

HVAC

Farm duty

NEW!

Food Safe stainless steel, three phase, C-Face, footless, encapsulated 1/2 thru 15 Hp

IP69 for Water

**Features:**

- Rotatable, round conduit box
- Welded & polished conduit box
- Smooth heads on external drains & hardware
- O-ring sealed endplates & conduit box
- Encapsulated, color-coded leads
- No crevices for food to collect
- 300 series stainless steel
- Epoxy encapsulated windings
- Laser etched nameplate
- Removable condensate drains in each endplate
- Internal & external shaft sealing
- Class H insulation system, inverter ready
- 3 year warranty, NEMA Premium® efficiency

Applications:

- Food processing
- High pressure washdown
- Caustic environment
- Pumps and wastewater
- Outdoors
- Sanitary washdown

Hp	RPM	NEMA Frame	Enclosure	Catalog Number	List Price	Mult. Sym.	"C" Dim.	Aprx. Wt. (lb)	Full Load Efficiency	Voltage	Full Load Amps	Notes (a)	
1/2	3600	56C	TENV	VFSWDM3537-E	1,546	FS	11.78	35	84	208-230/460	0.7		
	1800	56C	TENV	VFSWDM3538-E	1,573	FS	11.78	35	84	208-230/460	0.9		
		56C	TEFC	VFSFWM3538-E	1,636	FS	12.96	35	84	208-230/460	0.9		
3/4	3600	56C	TENV	VFSWDM3541-E	1,602	FS	11.78	38	86.5	208-230/460	1		
	1800	56C	TENV	VFSWDM3542-E	1,628	FS	12.78	41	84	208-230/460	1.3		
		56C	TEFC	VFSFWM3542-E	1,691	FS	13.96	37	84	208-230/460	1.3		
	1200	56C	TENV	VFSWDM3543-E	1,959	FS	13.67	45	82.5	208-230/460	1.3		
	3600	56C	TENV	VFSWDM3545-E	1,685	FS	11.78	37	82.5	208-230/460	1.4		
		56C	TENV	VFSWDM3546-E	1,702	FS	12.78	37	85.5	208-230/460	1.5		
1	1800	56C	TEFC	VFSFWM3546-E	1,767	FS	13.96	44	85.5	208-230/460	1.5		
		143TC	TENV	VFSWDM3546T-E	1,719	FS	12.78	37	85.5	230/460	1.5		
	143TC	TEFC	VFSFWM3546T-E	1,782	FS	13.96	37	85.5	208-230/460	1.5			
	1200	56C	TEFC	VFSWDM3556-E	2,028	FS	14.83	45	82.5	230/460	1.7		
1 1/2	3600	56C	TENV	VFSWDM3550-E	1,786	FS	13.67	53	85.5	230/460	1.8		
		143TC	TENV	VFSWDM3550T-E	1,802	FS	13.67	50	85.5	230/460	1.8		
	1800	56C	TENV	VFSWDM3554-E	1,763	FS	15.04	59	86.5	230/460	2.1		
		56C	TEFC	VFSWDM3554-E	1,826	FS	13.96	45	86.5	230/460	2.2		
	145TC	TENV	VFSWDM3554T-E	1,814	FS	15.04	59	86.5	230/460	2.1			
	145TC	TEFC	VFSWDM3554T-E	1,877	FS	13.96	45	86.5	230/460	2.2			
2	3600	56C	TENV	VFSWDM3555-E	2,029	FS	15.04	63	88.5	230/460	2.4		
		145TC	TENV	VFSWDM3555T-E	2,074	FS	15.04	63	88.5	230/460	2.4		
		145TC	TEFC	VFSWDM3555T-E	2,137	FS	14.83	50	86.5	230/460	2.5		
	1800	56C	TENV	VFSWDM3558-E	2,059	FS	15.04	63	88.5	230/460	2.8		
		56C	TEFC	VFSWDM3558-E	2,122	FS	13.96	56	86.5	230/460	2.8		
		145TC	TENV	VFSWDM3558T-E	2,100	FS	15.04	63	88.5	230/460	2.8		
3	3600	145TC	TEFC	VFSWDM3559T-E	2,529	FS	16.21	63	86.5	230/460	3.7		
		182TC	TENV	VFSWDM3610T-E	2,602	FS	17.05	96	89.5	230/460	3.5		
		182TC	TENV	VFSWDM3611T-E	2,510	FS	17.05	101	89.5	230/460	4		
	1800	182TC	TEFC	VFSWDM3611T-E	2,591	FS	18.89	86	89.5	230/460	4.2		
		3600	184TC	TEFC	VFSWDM3613T-E	2,749	FS	17.39	81	89.5	230/460	5.6	
		1800	184TC	TEFC	VFSWDM3615T-E	2,771	FS	18.89	101	89.5	230/460	6.5	
5	3600	213TC	TEFC	VFSWDM3709T-E	3,438	FS	19.49	131	91	230/460	8.3		
	1800	213TC	TEFC	VFSWDM3710T-E	3,511	FS	20.68	136	91.7	230/460	9.5		
7 1/2	3600	215TC	TEFC	VFSWDM3711T-E	3,916	FS	20.68	149	91.7	230/460	10.6		
	1800	215TC	TEFC	VFSWDM3714T-E	4,158	FS	22.12	187	92.4	230/460	12.5		
15	3600	215TC	TEFC	VFSWDM3713T-E	5,939	FS	22.12	187	91.7	230/460	17		

(a) See notes on inside back flap.

Red catalog number indicates **NEW** product.

Product family code: WDF

NEW!For more information visit baldor.com or new.abb.com/motors-generators

NEW!

Food Safe stainless steel, three phase, foot mounted, encapsulated

1/2 thru 30 Hp

**IP69
for Water**



Features:

- Individually welded feet for ease of cleaning
- Rotatable, round conduit box
- Welded & polished conduit box
- Smooth heads on external drains & hardware
- O-ring sealed endplates & conduit box
- Encapsulated, color-coded leads
- No crevices for food to collect
- 300 series stainless steel
- Epoxy encapsulated windings
- Laser etched nameplate
- Removable condensate drains in each endplate
- Internal & external shaft sealing
- Class H insulation system, inverter ready
- 3 year warranty, NEMA Premium® efficiency

Applications:

- Food processing
- High pressure washdown
- Caustic environment
- Pumps and wastewater
- Outdoors
- Sanitary washdown

Hp	RPM	NEMA Frame	Enclosure	Catalog Number	List Price	Mult. Sym.	"C" Dim.	Aprx. Wt. (lb)	Full Load Efficiency	Voltage	Full Load Amps	Notes (a)
1/2	1800	56	TENV	FSWDM3538-E	1,613	FS	11.78	35	84	208-230/460	0.9	
3/4	1800	56	TENV	FSWDM3542-E	1,669	FS	12.78	37	84	208-230/460	1.3	
1	1800	56	TENV	FSWDM3546-E	1,745	FS	12.78	41	85.5	230/460	1.5	
		143T	TENV	FSWDM3546T-E	1,759	FS	12.84	41	85.5	230/460	1.5	
1 1/2	1800	145T	TEFC	FSWDM3554T-E	1,918	FS	14.03	45	86.5	230/460	2.2	
2	1800	145T	TEFC	FSWDM3558T-E	2,204	FS	14.03	48	86.5	230/460	2.8	
3	1800	182T	TEFC	FSWDM3611T-E	2,625	FS	18.89	86	89.5	230/460	4.2	
5	1800	184T	TEFC	FSWDM3615T-E	2,804	FS	18.89	101	89.5	230/460	6.5	
7 1/2	1800	213T	TEFC	FSWDM3710T-E	3,553	FS	20.68	136	91.7	230/460	9.5	
10	1800	215T	TEFC	FSWDM3714T-E	4,199	FS	22.12	187	92.4	230/460	12.5	
15	1800	254T	TEFC	FSWDM23933T-E	6,815	FS	24.18	283	92.4	230/460	17.5	
20	1800	256T	TEFC	FSWDM23934T-E	7,812	FS	25.18	287	93	230/460	23.4	
25	1800	284T	TEFC	FSWDM41903T	10,001	FS	28.14	378	93.6	230/460	31	22
30	1800	286T	TEFC	FSWDM41904T	11,522	FS	28.14	395	93.6	230/460	36	22

(a) See notes on inside back flap.

Red catalog number indicates **NEW** product.

Product family code: WDF

NEW!

For more information visit baldor.com or new.abb.com/motors-generators

Information

Single phase

General purpose

Severe duty

Large AC

Washdown duty

Explosion proof

Pump

HVAC

Farm duty

NEW!

Food Safe stainless steel, three phase, foot mounted, close-coupled pump, encapsulated

1 thru 20 Hp

IP69 for Water

**Features:**

- Individually welded feet for ease of cleaning
- Rotatable, round conduit box
- Welded & polished conduit box
- Smooth heads on external drains & hardware
- O-ring sealed endplates & conduit box
- Encapsulated, color-coded leads
- No crevices for food to collect
- 300 series stainless steel
- Epoxy encapsulated windings
- Laser etched nameplate
- Removable condensate drains in each endplate
- Internal & external shaft sealing
- Class H insulation system, inverter ready
- 3 year warranty, NEMA Premium® efficiency

Applications:

- Food processing
- High pressure washdown
- Caustic environment
- Pumps and wastewater
- Outdoors
- Sanitary washdown

Hp	RPM	NEMA Frame	Enclosure	Catalog Number	List Price	Mult. Sym.	"C" Dim.	Aprx. Wt. (lb)	Full Load Efficiency	Voltage	Full Load Amps	Notes (a)
1	1800	143JM	TENV	JMFSWDM3546T-E	2,076	FS	14.97	37	85.5	230/460	1.5	
1 1/2	3600	143JM	TENV	JMFSWDM3550T-E	2,159	FS	15.85	50	85.5	230/460	1.8	
	1800	145JM	TEFC	JMFSWDM3554T-E	2,171	FS	16.15	45	86.5	230/460	2.2	
2	3600	145JM	TEFC	JMFSWDM3555T-E	2,459	FS	17.03	50	86.5	230/460	2.5	
	1800	145JM	TEFC	JMFSWDM3558T-E	2,494	FS	18.40	56	88.5	230/460	2.7	
3	3600	145JM	TEFC	JMFSWDM3559T-E	2,954	FS	18.40	61	86.5	230/460	3.7	
	1800	182JM	TEFC	JMFSWDM3611T-E	3,101	FS	19.72	83	89.5	230/460	4.2	
5	3600	184JM	TEFC	JMFSWDM3613T-E	3,340	FS	18.22	81	89.5	230/460	5.6	
	1800	184JM	TEFC	JMFSWDM3615T-E	3,363	FS	19.72	101	89.5	230/460	6.5	
7 1/2	3600	213JM	TEFC	JMFSWDM3709T-E	3,937	FS	20.62	131	91	230/460	8.3	
	1800	213JM	TEFC	JMFSWDM3710T-E	4,011	FS	21.81	139	91.7	230/460	9.5	
10	3600	215JM	TEFC	JMFSWDM3711T-E	4,414	FS	21.81	154	91.7	230/460	10.6	
	1800	215JM	TEFC	JMFSWDM3714T-E	4,657	FS	23.56	187	92.4	230/460	12.5	
15	3600	215JM	TEFC	JMFSWDM3713T-E	6,389	FS	23.56	187	91.7	230/460	17	
	1800	254JM	TEFC	JMFSWDM23994T-E	7,439	FS	25.67	265	91	230/460	16.5	
20	1800	254JM	TEFC	JMFSWDM23933T-E	7,339	FS	25.67	286	92.4	230/460	17.5	
	3600	256JM	TEFC	JMFSWDM41906T-E	8,377	FS	26.67	300	91	230/460	21.5	
	1800	256JM	TEFC	JMFSWDM23934T-E	8,336	FS	26.67	295	93	230/460	23.4	

(a) See notes on inside back flap.

Red catalog number indicates **NEW** product.

Product family code: WDF

NEW!For more information visit baldor.com or new.abb.com/motors-generators

Single phase, totally enclosed, foot mounted

1/2 thru 1 1/2 Hp

IP55



Features:

- 300 series stainless steel hardware
- Neoprene gaskets
- Double sealed ball bearings
- Lip and V-Ring seal on DE
- Electrostatically applied epoxy finish
- Stainless steel shaft extension

Applications:

- Food processing
- Wet environment
- Packaging
- Pumps and wastewater

Hp	RPM	NEMA Frame	Enclosure	Catalog Number	List Price	Mult. Sym.	"C" Dim.	Aprx. Wt. (lb)	Full Load Efficiency	Voltage	Full Load Amps	Notes (a)
1/2	1800	56	TEFC	WDL3504	622	WD	12.23	34	68	115/230	3.7	1, 12, 30
3/4	1800	56	TEFC	WDL3507	728	WD	12.23	37	68	115/230	5.5	1, 12, 30
1	1800	56	TEFC	WDL3510	842	WD	13.23	41	67	115/230	6.4	1, 30
1 1/2	1800	145T	TEFC	WDL3514T	1037	WD	14.18	50	80	115/230	6.2	1, 30

(a) See notes on inside back flap.

Product family code: WDW

Single phase, totally enclosed, C-Face

1/2 thru 1 1/2 Hp

IP55



Features:

- 300 series stainless steel hardware
- Neoprene gaskets
- Double sealed ball bearings
- Lip and V-Ring seal on DE
- Electrostatically applied epoxy finish
- Stainless steel shaft extension

Applications:

- Food processing
- Wet environment
- Packaging
- Pumps and wastewater

Hp	RPM	NEMA Frame	Enclosure	Catalog Number	List Price	Mult. Sym.	"C" Dim.	Aprx. Wt. (lb)	Full Load Efficiency	Voltage	Full Load Amps	Notes (a)
Foot mounted												
1/2	1800	56C	TEFC	CWDL3504	651	WD	12.23	35	68	115/230	3.7	1, 12, 30
3/4	1800	56C	TEFC	CWDL3507	758	WD	12.23	36	68	115/230	5.5	1, 12, 30
1	3600	56C	TEFC	CWDL3509	710	WD	12.23	37	68	115/230	5.9	1, 12, 30
	1800	56C	TEFC	CWDL3510	871	WD	13.23	41	67	115/230	6.4	1, 30
1 1/2	3600	56C	TEFC	CWDL3513	877	WD	13.23	41	70	115/230	8	1, 30
	1800	56C	TEFC	CWDL3514	1,043	WD	14.12	50	80	115/230	6.2	1, 30
Footless												
1/2	1800	56C	TEFC	VWDL3504	624	WD	12.25	35	68	115/230	3.7	1, 12, 30
3/4	1800	56C	TEFC	VWDL3507	733	WD	12.25	36	68	115/230	5.5	1, 12, 30
1	1800	56C	TEFC	VWDL3510	839	WD	13.25	42	67	115/230	6.4	1, 30
1 1/2	1800	56C	TEFC	VWDL3514	1,007	WD	14.10	48	80	115/230	6.2	1, 30

(a) See notes on inside back flap.

Product family code: WDW

Information
Single phase
General purpose
Severe duty
Large AC
Washdown duty
Explosion proof
Pump
HVAC
Farm duty

Three phase, totally enclosed, foot mounted

1/2 thru 20 Hp

IP55



Features:

- 300 series stainless steel hardware
- Neoprene gaskets
- Double sealed ball bearings
- Lip and V-Ring seal on DE
- Electrostatically applied epoxy finish
- Stainless steel shaft extension
- 3 year warranty

Applications:

- Food processing
- Wet environment
- Conveyors
- Packaging
- Pumps and wastewater

Hp	RPM	NEMA Frame	Enclosure	Catalog Number	List Price	Mult. Sym.	"C" Dim.	Aprx. Wt. (lb)	Full Load Efficiency	Voltage	Full Load Amps	Notes (a)
1/2	1800	56	TENV	WDM3538	621	WD	11.06	27	80	230/460	0.8	1, 12, 30
3/4	1800	56	TENV	WDM3542	664	WD	11.06	30	78.5	230/460	1.4	1, 12, 30
1	1800	56	TENV	EWDM3546	905	WD	12.06	39	85.5	230/460	1.5	1, 30
		143T	TENV	EWDM3546T	927	WD	12.12	39	85.5	230/460	1.5	1, 30
1 1/2	1800	145T	TENV	EWDM3554T	1,019	WD	13.00	49	86.5	230/460	2.1	1, 30
2	1800	145T	TEFC	EWDM3558T	1,196	WD	13.29	46	86.5	230/460	2.9	1, 30
3	1800	182T	TEFC	EWDM3611T	1,493	WD	16.54	73	89.5	230/460	4.2	1, 30
5	1800	184T	TEFC	EWDM3615T	1,699	WD	18.04	90	89.5	230/460	6.7	1, 30
7 1/2	1800	213T	TEFC	EWDM3710T	2,127	WD	19.04	151	91.7	230/460	9.5	1, 30
10	1800	215T	TEFC	EWDM3714T	2,317	WD	20.54	165	91.7	230/460	12	1
15	1800	254T	TEFC	EWDM23933T	4,997	WD	23.57	248	92.4	230/460	18	1, 30
20	1800	256T	TEFC	EWDM23934T	5,823	WD	23.57	269	93	230/460	24	1, 30

For stainless steel equivalent replacements, see new Food Safe section.

(a) See notes on inside back flap.

Product family code: WDW

Information

Single phase

General purpose

Severe duty

Large AC

Washdown duty

Explosion proof

Pump

HVAC

Farm duty

Three phase, totally enclosed, C-Face, foot mounted

1/3 thru 20 Hp

IP55



Features:

- 300 series stainless steel hardware
- Neoprene gaskets
- Double sealed ball bearings
- Lip and V-Ring seal on DE
- Electrostatically applied epoxy finish
- Stainless steel shaft extension
- 3 year warranty

Applications:

- Food processing
- Wet environment
- Conveyors
- Packaging
- Pumps and wastewater

Hp	RPM	NEMA Frame	Enclosure	Catalog Number	List Price	Mult. Sym.	"C" Dim.	Aprx. Wt. (lb)	Full Load Efficiency	Voltage	Full Load Amps	Notes (a)
1/3	1800	56C	TENV	CWDM3534	541	WD	11.06	33	75.5	208-230/460	0.7	1
	3600	56C	TENV	CWDM3537	604	WD	11.07	29	70	208-230/460	0.9	1, 12
1/2	1800	56C	TENV	CWDM3538	654	WD	11.06	28	80	230/460	0.8	1, 12, 30
	1200	56C	TENV	CWDM3539	826	WD	12.06	37	78.5	208-230/460	1	1, 12
3/4	3600	56C	TENV	CWDM3541	633	WD	11.07	35	80	230/460	1.1	1, 12, 30
	1800	56C	TENV	CWDM3542	709	WD	11.07	29	78.5	230/460	1.4	1, 12, 30
1	1200	56C	TENV	CWDM3543	997	WD	12.94	46	80	208-230/460	1.4	1
	3600	56C	TEFC	CEWDM3545	1,039	WD	12.24	33	77	230/460	1.4	1, 12
1	56C	TENV	CEWDM3545	981	WD	11.06	35	82.5	230/460	1.3		
	1800	56C	TENV	CEWDM3546	1,044	WD	12.06	41	85.5	230/460	1.5	30
1	143TC	TENV	CEWDM3546T	1,065	WD	12.13	37	85.5	230/460	1.5	30	
	1200	56C	TEFC	CEWDM3556	1,172	WD	13.24	43	82.5	230/460	1.8	1, 30
11/2	3600	56C	TENV	CEWDM3550	1,068	WD	12.07	46	85.5	230/460	2	1, 30
	1800	56C	TENV	CEWDM3554	1,092	WD	12.94	50	86.5	230/460	2.1	1, 30
11/2	145TC	TENV	CEWDM3554T	1,115	WD	13.00	48	86.5	230/460	2.1	1, 30	
	1200	182TC	TEFC	CEWDM3607T	1,299	WD	16.54	72	87.5	230/460	2.4	1, 30
2	3600	56HCY	TEFC	CEWDM3555	1,155	WD	13.24	35	85.5	230/460	2.5	1, 30
	145TC	TEFC	CEWDM3555T	1,178	WD	13.28	45	85.5	230/460	2.5	1, 30	
2	56C	TEFC	CEWDM3558	1,191	WD	14.12	48	86.5	230/460	2.9	1, 30	
	1800	145TC	TEFC	CEWDM3558T	1,229	WD	13.28	46	86.5	230/460	2.9	1, 30
2	145TC	TENV	CEWDM3558T	1,200	WD	14.37	54	88.5	230/460	2.7	1, 30	
	1200	184TC	TEFC	CEWDM3614T	1,441	WD	18.04	93	88.5	230/460	3.5	1, 30
3	3600	145TC	TEFC	CEWDM3559T	1,451	WD	14.17	60	86.5	230/460	3.6	1, 30
	182TC	TEFC	CEWDM3610T	1,368	WD	15.18	57	86.5	230/460	3.6	1, 30	
3	1800	182TC	TEFC	CEWDM3611T	1,614	WD	16.54	78	89.5	230/460	4.2	1, 30
	1200	213TC	TEFC	CEWDM3704T	1,899	WD	19.78	136	89.5	230/460	4.6	1, 30
5	3600	184TC	TEFC	CEWDM3613T	1,920	WD	16.54	80	88.5	230/460	5.9	1, 30
	1800	184TC	TEFC	CEWDM3615T	1,829	WD	18.04	96	89.5	230/460	6.7	1, 30
5	1200	215TC	TEFC	CEWDM3708T	2,249	WD	21.27	185	89.5	230/460	7.2	1, 30
	3600	184TC	TEFC	CEWDM3616T	2,282	WD	18.04	101	89.5	230/460	8.4	1, 30
7 1/2	213TC	TEFC	CEWDM3709T	2,705	WD	18.64	143	89.5	230/460	9	1, 30	
	1800	213TC	TEFC	CEWDM3710T	2,314	WD	19.78	151	91.7	230/460	9.5	1, 30
7 1/2	1200	254TC	TEFC	CEWDM22976T	3,861	WD	23.57	280	91	230/460	11	1, 30
	3600	215TC	TEFC	CEWDM3711T	2,977	WD	18.64	122	90.2	230/460	11.8	1, 30
10	1800	215TC	TEFC	CEWDM3714T	2,630	WD	21.27	165	91.7	230/460	12	1
	1200	256TC	TEFC	CEWDM23932T	4,389	WD	23.57	289	91	230/460	15.1	1, 30
15	3600	215TC	TEFC	CEWDM3713T	3,741	WD	21.26	174	91	230/460	17	1, 30
	254TC	TEFC	CEWDM23994T	5,255	WD	21.89	188	91	230/460	16.6	1, 30	
20	1800	254TC	TEFC	CEWDM23933T	5,172	WD	23.57	256	92.4	230/460	18	1, 30
	3600	256TC	TEFC	CEWDM41906T	6,031	WD	23.57	274	91	230/460	23	1
20	1800	256TC	TEFC	CEWDM23934T	5,998	WD	23.57	283	93	230/460	24	1, 30

(a) See notes on inside back flap.

Product family code: WDW

Information

Single phase

General purpose

Severe duty

Large AC

Washdown duty

Explosion proof

Pump

HVAC

Farm duty

Three phase, totally enclosed, C-Face, footless 1/3 thru 10 Hp

IP55



Features:

- 300 series stainless steel hardware
- Neoprene gaskets
- Double sealed ball bearings
- Lip and V-Ring seal on DE
- Electrostatically applied epoxy finish
- Stainless steel shaft extension
- 3 year warranty

Applications:

- Food processing
- Wet environment
- Conveyors
- Packaging
- Pumps and wastewater

Hp	RPM	NEMA Frame	Enclosure	Catalog Number	List Price	Mult. Sym.	"C" Dim.	Aprx. Wt. (lb)	Full Load Efficiency	Voltage	Full Load Amps	Notes (a)
1/3	1800	56C	TENV	VWDM3534	519	WD	11.06	33	75.5	208-230/460	0.7	1
		56C	TENV	VEWDM3538	868	WD	11.06	32	84	230/460	0.9	30
1/2	1800	56C	TEFC	VFWDM3538	678	WD	12.24	29	80	230/460	0.8	1, 12, 30
		56C	TENV	VWDM3538	649	WD	11.06	29	80	230/460	0.8	1, 12, 30
3/4	1800	56C	TENV	VEWDM3542	955	WD	11.06	32	84	230/460	1.1	1, 12
		56C	TEFC	VFWDM3542	733	WD	12.24	31	78.5	230/460	1.4	1, 12, 30
1	1800	56C	TENV	VWDM3542	705	WD	11.06	33	80	230/460	1.2	1, 12
		56C	TEFC	VEFWDM3546	1,062	WD	12.22	38	85.5	230/460	1.5	1, 30
		56C	TENV	VEWDM3546	1,034	WD	12.06	40	85.5	230/460	1.5	30
		143TC	TEFC	VEFWDM3546T	1,070	WD	12.30	36	85.5	230/460	1.5	1, 30
		143TC	TENV	VEWDM3546T	1,042	WD	12.12	40	85.5	230/460	1.5	30
11/2	1800	56C	TENV	VEWDM3554	1,110	WD	12.94	48	86.5	230/460	2.1	1, 30
		145TC	TEFC	VEFWDM3554T	1,148	WD	13.28	43	86.5	230/460	2.2	1, 30
2	1800	145TC	TENV	VEWDM3554T	1,119	WD	13.00	48	86.5	230/460	2.1	1, 30
		56C	TEFC	VEWDM3558	1,181	WD	13.22	46	86.5	230/460	2.9	1, 30
3	3600	145TC	TEFC	VEWDM3558T	1,204	WD	13.28	47	86.5	230/460	2.9	1, 30
		56C	TEFC	VEWDM3559	1,368	WD	14.12	50	86.5	230/460	3.6	1, 30
		145TC	TENV	VEWDM3651T	1,524	WD	15.63	91	89.5	230/460	4.1	1, 30
5	1800	182TC	TEFC	VEWDM3611T	1,513	WD	16.54	73	89.5	230/460	4.2	1, 30
		184TC	TEFC	VEWDM3615T	1,715	WD	18.05	89	89.5	230/460	6.7	1, 30
7 1/2	1800	213TC	TEFC	VEWDM3710T	2,294	WD	19.78	151	91.7	230/460	9.5	1, 30
10	1800	215TC	TEFC	VEWDM3714T	2,465	WD	21.27	165	91.7	230/460	12	1, 30

(a) See notes on inside back flap.

Product family code: WDW

Three phase, totally enclosed, C-Face, 575 volt 1/2 thru 20 Hp

IP55



Features:

- 300 series stainless steel hardware
- Neoprene gaskets
- Double sealed ball bearings
- Lip and V-Ring seal on DE
- Electrostatically applied epoxy finish
- Stainless steel shaft extension
- 3 year warranty

Applications:

- Food processing
- Wet environment
- Conveyors
- Packaging
- Pumps and wastewater

Hp	RPM	NEMA Frame	Enclosure	Catalog Number	List Price	Mult. Sym.	"C" Dim.	Aprx. Wt. (lb)	Full Load Efficiency	Voltage	Full Load Amps	Notes (a)
Foot mounted												
1/2	1800	56C	TENV	CWDM3538-5	679	WD	11.07	26	80	575	0.7	1, 12
3/4	1800	56C	TENV	CWDM3542-5	734	WD	11.06	35	78.5	575	1.1	1, 12
1	1800	56C	TENV	CEWDM3546-5	1,069	WD	12.06	39	85.5	575	1.2	
		143TC	TENV	CEWDM3546T-5	1,090	WD	12.12	38	85.5	575	1.2	
1 1/2	1800	145TC	TENV	CEWDM3554T-5	1,140	WD	13.00	46	86.5	575	1.7	1
2	1800	145TC	TEFC	CEWDM3558T-5	1,254	WD	13.28	46	86.5	575	2.3	1
		3600	145TC	TEFC	CEWDM3559T-5	1,476	WD	14.17	52	86.5	575	2.9
3	1800	182TC	TEFC	CEWDM3611T-5	1,678	WD	16.54	77	89.5	575	3.3	1
		3600	184TC	TEFC	CEWDM3613T-5	1,984	WD	16.54	70	88.5	575	4.7
5	1800	184TC	TEFC	CEWDM3615T-5	1,893	WD	18.04	94	89.5	575	5.3	1
		3600	213TC	TEFC	CEWDM3710T-5	2,391	WD	19.78	130	91.7	575	7.6
10	1800	215TC	TEFC	CEWDM3714T-5	2,707	WD	21.27	165	91.7	575	9.6	1
15	1800	254TC	TEFC	CEWDM23933T-5	5,275	WD	23.57	258	92.4	575	14.5	1
		256TC	TEFC	CEWDM23934T-5	6,101	WD	23.57	289	93	575	19	1
Footless												
1/2	1800	56C	TENV	VWDM3538-5	674	WD	11.06	28	80	575	0.7	1, 12
3/4	1800	56C	TENV	VWDM3542-5	730	WD	11.06	32	80	575	0.9	1, 12

(a) See notes on inside back flap.

Product family code: WDW

Information

Single phase

General purpose

Severe duty

Large AC

Washdown duty

Explosion proof

Pump

HVAC

Farm duty

Feather Picker motor, three phase, TEFC, encapsulated, foot mounted

2 thru 3 Hp

IP56



Features:

- Labyrinth seal on DE and ODE
- Epoxy encapsulated
- Stainless steel hardware, shaft extension, nameplate
- Neoprene gaskets
- Double sealed ball bearings
- Electrostatically applied epoxy finish

Applications:

- Feather picker
- Food processing
- Wet environment

Hp	RPM	NEMA Frame	Catalog Number	List Price	Mult. Sym.	"C" Dim.	Aprx. Wt. (lb)	Full Load Efficiency	Voltage	Full Load Amps	Notes (a)
2	1800	145T	WDM3558TP	1,185	WD	14.24	39	81.5	230/460	2.9	30, 31
3	1800	145T	WDM3561TP	1,455	WD	15.63	59	81	230/460	4	2, 8, 31

(a) See notes on inside back flap.

Product family code: WDW

Feather Picker motor, three phase, TEFC, encapsulated, C-Face, foot mounted

3 Hp

IP56



Features:

- Labyrinth seal on DE and ODE
- Epoxy encapsulated
- Stainless steel hardware, shaft extension, nameplate
- Neoprene gaskets
- Double sealed ball bearings
- Electrostatically applied epoxy finish

Applications:

- Feather picker
- Food processing
- Wet environment

Hp	RPM	NEMA Frame	Catalog Number	List Price	Mult. Sym.	"C" Dim.	Aprx. Wt. (lb)	Full Load Efficiency	Voltage	Full Load Amps	Notes (a)
3	1800	145TC	CWDM3561TP	1,493	WD	15.62	59	81	230/460	4	2, 8, 31

(a) See notes on inside back flap.

Product family code: WDW

NEW!

Cut Saw motor, three phase, TENV, encapsulated, foot mounted

1 Hp

IP56



Features:

- Labyrinth seal
- Fully potted leads inside conduit box
- Stainless steel hardware, shaft extension, nameplate
- Neoprene gaskets
- Double sealed ball bearings
- Electrostatically applied epoxy finish

Applications:

- Poultry cut saw
- Food processing
- Wet environment

Hp	RPM	NEMA Frame	Catalog Number	List Price	Mult. Sym.	"C" Dim.	Aprx. Wt. (lb)	Full Load Efficiency	Voltage	Full Load Amps	Notes (a)
1	1800	D80	WDNMM3546-4	925	WD	12.00	39	75.5	460	1.5	

(a) See notes on inside back flap.

Product family code: **WDW**

Red catalog number indicates **NEW** product.

Brake motor, three phase, totally enclosed, C-Face, foot mounted

1/2 thru 5 Hp

IP55



Features:

- 300 series stainless steel hardware
- Neoprene gaskets
- Double sealed ball bearings
- Power off manual release brake with automatic reset
- Lip and V-Ring seal on DE
- NEMA Premium® efficiency
- Electrostatically applied epoxy finish
- Stainless steel shaft extension
- Standard NEMA BA dimension

Applications:

- Food processing
- Wet environment
- Conveyors
- Packaging
- Pumps and wastewater

Hp	RPM	NEMA Frame	Enclosure	Catalog Number	List Price	Mult. Sym.	"C" Dim.	Aprx. Wt. (lb)	Full Load Efficiency	Voltage	Full Load Amps	Brake Rating (b)	Notes (a)
1/2	1800	56C	TENV	CEWDBM3538	2,086	WD	15.31	42	84	208-230/460	0.9	3	12, 41
3/4	1800	56C	TENV	CEWDBM3542	2,254	WD	15.31	42	84	230/460	1.1	6	12, 30, 41
1	1800	56C	TENV	CEWDBM3546	2,314	WD	16.31	50	85.5	230/460	1.5	6	30, 41
		143TC	TENV	CEWDBM3546T	2,338	WD	16.81	51	85.5	230/460	1.5	6	30, 41
1 1/2	1800	145TC	TENV	CEWDBM3554T	2,518	WD	18.14	61	86.5	230/460	2.1	10	30, 41
2	1800	145TC	TEFC	CEWDBM3558T	2,562	WD	18.56	60	86.5	230/460	2.9	10	30, 41
3	1800	182TC	TEFC	CEWDBM3611T	3,100	WD	21.80	93	89.5	230/460	4.2	15	30, 41
5	1800	184TC	TEFC	CEWDBM3615T	3,745	WD	23.30	110	89.5	230/460	6.7	25	30, 42

(a) See notes on inside back flap.

Product family code: **WDW**

(b) Brake torque rating in lb-ft.

Information

Single phase

General purpose

Severe duty

Large AC

Washdown duty

Explosion proof

Pump

HVAC

Farm duty

Jet pump, three phase, TEFC, C-Face

3/4 thru 3 Hp

IP55



Features:

- 300 series stainless steel hardware and shaft extension
- Footless
- Neoprene gaskets
- Double sealed ball bearings
- Lip and V-Ring seal on DE
- Electrostatically applied epoxy finish
- Easy removable drain plugs

Applications:

- Food processing
- Wet environment
- Pumps and wastewater

Hp	RPM	NEMA Frame	Catalog Number	List Price	Mult. Sym.	"C" Dim.	Aprx. Wt. (lb)	Full Load Efficiency	Voltage	Full Load Amps	Notes (a)
Footless											
3/4	3600	56J	JWDM3463	666	WD	12.72	33	68	208-230/460	1.4	1
1	3600	56J	JEWDM3545	1,052	WD	12.72	38	78.5	208-230/460	1.6	1, 30
1 1/2	3600	56J	JEWDM3550	1,111	WD	13.72	41	84	208-230/460	2	1, 30
2	3600	56J	JEWDM3555	1,234	WD	13.72	41	85.5	230/460	2.5	1
3	3600	56J	JEWDM3559	1,463	WD	15.97	64	87.5	208-230/460	3.5	1, 30
Foot mounted											
3/4	3600	56J	CJWDM3463	671	WD	12.72	33	68	208-230/460	1.4	1
1	3600	56J	CJEWDM3545	1,057	WD	12.72	38	78.5	208-230/460	1.6	1, 30
1 1/2	3600	56J	CJEWDM3550	1,117	WD	13.72	41	84	208-230/460	2	1, 30
2	3600	56J	CJEWDM3555	1,239	WD	13.72	41	85.5	230/460	2.5	1
3	3600	56J	CJEWDM3559	1,468	WD	15.98	64	87.5	208-230/460	3.5	1, 30

(a) See notes on inside back flap.

Product family code: WDW

Information

Single phase

General purpose

Severe duty

Large AC

Washdown duty

Explosion proof

Pump

HVAC

Farm duty

Closed-coupled pump, three phase, totally enclosed

1 thru 20 Hp

IP55



Features:

- Oversized, double sealed ball bearings
- Locked DE bearing
- Neoprene gaskets
- Lip and V-Ring seal on DE
- NEMA Premium® efficiency
- Electrostatically applied epoxy finish
- 300 series stainless steel hardware and shaft extension

Applications:

- Water pumps commercial and industrial
- Food processing
- Wet environment

Hp	RPM	NEMA Frame	Enclosure	Catalog Number	List Price	Mult. Sym.	“C” Dim.	Aprx. Wt. (lb)	Full Load Efficiency	Voltage	Full Load Amps	Notes (a)
1	1800	143JM	TENV	JMEWDM3546T	1,141	WD	14.25	39	85.5	230/460	1.5	30
1 1/2	3600	143JM	TENV	JMEWDM3550T	1,147	WD	14.28	48	85.5	208-230/460	2	1, 30
	1800	145JM	TENV	JMEWDM3554T	1,192	WD	15.16	50	86.5	230/460	2.1	1, 30
2	3600	145JM	TEFC	JMEWDM3555T	1,252	WD	15.43	47	85.5	208-230/460	2.5	1, 30
	1800	145JM	TEFC	JMEWDM3558T	1,305	WD	16.34	48	86.5	230/460	2.9	1, 30
3	3600	145JM	TEFC	JMEWDM3559T	1,529	WD	16.31	50	86.5	230/460	3.6	1, 30
	1800	182JM	TEFC	JMEWDM3611T	1,712	WD	18.05	70	89.5	230/460	4.2	1, 30
5	3600	184JM	TEFC	JMEWDM3613T	2,018	WD	18.05	81	88.5	230/460	5.6	1, 30
	1800	184JM	TEFC	JMEWDM3615T	1,928	WD	19.55	93	89.5	230/460	6.7	1, 30
7 1/2	3600	184JM	TEFC	JMEWDM3616T	2,391	WD	19.55	96	89.5	230/460	8.4	1, 30
	1800	213JM	TEFC	JMEWDM3710T	2,423	WD	20.91	151	91.7	230/460	9.5	1, 30
10	3600	215JM	TEFC	JMEWDM3711T	3,087	WD	20.91	130	90.2	208-230/460	10.8	1, 30
	1800	215JM	TEFC	JMEWDM3714T	2,576	WD	22.41	165	91.7	230/460	12	1, 30
15	3600	215JM	TEFC	JMEWDM3713T	3,851	WD	21.64	169	91	230/460	17	1, 30
	1800	254JM	TEFC	JMEWDM23933T	5,323	WD	25.06	252	92.4	230/460	18	1, 30
20	3600	256JM	TEFC	JMEWDM41906T	6,180	WD	25.06	255	91	230/460	23	1, 30
	1800	256JM	TEFC	JMEWDM23934T	6,151	WD	25.06	275	93	230/460	24	1, 30

(a) See notes on inside back flap.

Product family code: WDW

Information
Single phase
General purpose
Severe duty
Large AC
Washdown duty
Explosion proof
Pump
HVAC
Farm duty

SSE Super-E® stainless steel, close-coupled pump, three phase, totally enclosed, encapsulated

1 thru 10 Hp

**IP69
for Water**



Features:

- 300 series stainless steel motor frame, endplates, conduit boxes, shaft and base
- Endplate rabbets with O-ring seals
- Epoxy encapsulated windings
- Sealed ball bearings
- Laser etched nameplate
- NEMA Premium® efficiency
- 3 year warranty

Applications:

- Water pumps commercial and industrial
- Food processing
- Pressure washed environment

Hp	RPM	NEMA Frame	Enclosure	Catalog Number	List Price	Mult. Sym.	"C" Dim.	Aprx. Wt. (lb)	Full Load Efficiency	Voltage	Full Load Amps	Notes (a)
1	1800	143JM	TENV	JMSSEWDM3546T	1,896	WD	14.94	42	85.5	230/460	1.5	30
	3600	143JM	TENV	JMSSEWDM3550T	1,982	WD	15.82	68	85.5	230/460	1.8	30
1 1/2	1800	145JM	TEFC	JMSSEWDM3554T	1,993	WD	16.96	69	88.5	230/460	2.2	30
	3600	145JM	TEFC	JMSSEWDM3555T	2,245	WD	16.96	60	86.5	230/460	2.5	30
2	1800	145JM	TEFC	JMSSEWDM3558T	2,277	WD	16.08	48	86.5	230/460	2.8	30
	3600	145JM	TEFC	JMSSEWDM3559T	2,697	WD	18.34	83	86.5	230/460	3.7	30
3	1800	182JM	TEFC	JMSSEWDM3611T	2,831	WD	19.73	108	89.5	230/460	4.2	30
	3600	184JM	TEFC	JMSSEWDM3613T	3,050	WD	18.23	104	89.5	230/460	5.6	30
5	1800	184JM	TEFC	JMSSEWDM3615T	3,071	WD	19.73	121	89.5	230/460	6.5	30
	3600	213JM	TEFC	JMSSEWDM3709T	3,595	WD	21.56	184	91	230/460	8.3	30
7 1/2	1800	213JM	TEFC	JMSSEWDM3710T	3,662	WD	22.75	135	91.7	230/460	9.5	30
	3600	215JM	TEFC	JMSSEWDM3711T	4,030	WD	22.75	154	91.7	230/460	10.6	30
10	3600	215JM	TEFC	JMSSEWDM3714T	4,252	WD	24.19	187	92.4	230/460	12.5	30

(a) See notes on inside back flap.

Product family code: WDE

Information

Single phase

General purpose

Severe duty

Large AC

Washdown duty

Explosion proof

Pump

HVAC

Farm duty

Paint free, three phase, totally enclosed, C-Face

1/2 thru 10 Hp

IP55



Features:

- Sealed ball bearings
- Neoprene gaskets
- Rotating non-contact labyrinth seal
- 300 series stainless steel motor frame, base, shaft and hardware
- No exterior paint
- 3 year warranty

Applications:

- Food processing
- Packaging
- Outdoor applications

Hp	RPM	NEMA Frame	Enclosure	Catalog Number	List Price	Mult. Sym.	"C" Dim.	Aprx. Wt. (lb)	Full Load Efficiency	Voltage	Full Load Amps	Notes (a)
Foot mounted												
1/2	3600	56C	TENV	CSWDM3537	731	WD	11.06	29	70	208-230/460	0.9	2
	1800	56C	TENV	CSWDM3538	715	WD	11.06	27	80	230/460	0.8	1, 12, 30
	1200	56C	TENV	CSWDM3539	1,000	WD	12.06	38	78.5	208-230/460	1	1, 12
3/4	3600	56C	TENV	CSWDM3541	767	WD	11.06	36	80	208-230/460	1.1	1, 12
	1800	56C	TENV	CSWDM3542	825	WD	11.06	30	78.5	230/460	1.4	1, 12, 30
	1200	56C	TENV	CSWDM3543	1,207	WD	12.94	47	81.5	208-230/460	1.4	
1	1800	56C	TENV	CESWDM3546	1,150	WD	12.06	40	85.5	230/460	1.5	30
		143TC	TENV	CESWDM3546T	1,125	WD	12.12	39	87.5	230/460	1.5	1, 30
1 1/2	1800	56C	TENV	CESWDM3554	1,174	WD	12.94	50	86.5	230/460	2.1	1, 30
		145TC	TENV	CESWDM3554T	1,205	WD	13.00	50	86.5	230/460	2.1	1, 30
2	3600	145TC	TEFC	CESWDM3555T	1,427	WD	14.16	52	86.5	208-230/460	2.5	1, 30
		56C	TEFC	CESWDM3558	1,389	WD	13.24	45	86.5	230/460	2.9	1, 30
3	1800	145TC	TEFC	CESWDM3558T	1,479	WD	15.54	56	88.5	230/460	2.8	1, 30
		3600	145TC	TEFC	CESWDM3559T	1,756	WD	15.54	62	86.5	208-230/460	3.7
5	1800	182TC	TEFC	CESWDM3611T	1,809	WD	16.56	79	89.5	230/460	4	1, 30
		3600	184TC	TEFC	CESWDM3613T	2,227	WD	18.06	88	90.2	230/460	5.7
7 1/2	1800	184TC	TEFC	CESWDM3615T	2,105	WD	18.06	92	89.5	230/460	6.7	1, 30
		3600	213TC	TEFC	CESWDM3709T	2,811	WD	18.68	134	91	230/460	8.3
10	1800	213TC	TEFC	CESWDM3710T	2,590	WD	19.81	135	91.7	230/460	9.5	1
		3600	215TC	TEFC	CESWDM3711T	3,116	WD	19.81	154	91.7	230/460	10.6
10	1800	215TC	TEFC	CESWDM3714T	2,947	WD	21.31	165	91.7	230/460	12	1
		Footless										
1/2	1800	56C	TENV	VSWDM3538	707	WD	11.06	28	80	230/460	0.8	1, 12, 30
3/4	1800	56C	TENV	VSWDM3542	818	WD	11.06	31	78.5	230/460	1.4	1, 12, 30
		56C	TENV	VESWDM3546	1,095	WD	12.06	39	85.5	230/460	1.5	30
1	1800	143TC	TENV	VESWDM3546T	1,099	WD	12.12	43	87.5	230/460	1.5	1, 30
		56C	TENV	VESWDM3554	1,192	WD	12.95	47	86.5	230/460	2.1	1, 30
1 1/2	1800	145TC	TENV	VESWDM3554T	1,192	WD	13.00	49	86.5	230/460	2.1	1, 30
		2	1800	145TC	TEFC	VESWDM3558T	1,361	WD	15.56	55	88.5	230/460

(a) See notes on inside back flap.

Product family code: WDP

Information
Single phase
General purpose
Severe duty
Large AC
Washdown duty
Explosion proof
Pump
HVAC
Farm duty

Stainless steel, three phase, totally enclosed, C-Face, foot mounted

1/3 thru 20 Hp

IP56



Features:

- 300 series stainless steel motor frame, endplates, conduit box, shaft, base, and hardware
- Four condensate drains in each endplate
- Endplate rabbets sealed
- Labyrinth seals on DE and ODE
- 3 year warranty

Applications:

- Food processing
- Packaging
- Pumps and wastewater
- Wet environment

Hp	RPM	NEMA Frame	Enclosure	Catalog Number	List Price	Mult. Sym.	"C" Dim.	Aprx. Wt. (lb)	Full Load Efficiency	Voltage	Full Load Amps	Notes (a)
230/460 volt												
1/3	3600	56C	TENV	CSSWDM3457	1,054	WD	11.09	33	74	208-230/460	0.6	1
	1800	56C	TENV	CSSWDM3534	1,109	WD	11.09	33	75.5	208-230/460	0.7	1
1/2	3600	56C	TENV	CSSWDM3537	1,245	WD	11.09	36	70	208-230/460	0.9	1
	1800	56C	TENV	CSSWDM3538	1,336	WD	11.09	37	80	208-230/460	0.9	1, 12
3/4	3600	56C	TENV	CSSWDM3541	1,287	WD	11.09	43	80	230/460	1.1	1, 12, 30
	1800	56C	TENV	CSSWDM3542	1,383	WD	11.09	42	82.5	208-230/460	1.1	1, 12
1	3600	56C	TENV	CESSWDM3545	1,411	WD	11.09	39	82.5	230/460	1.4	12
	1800	56C	TENV	CESSWDM3546	1,405	WD	11.09	41	85.5	230/460	1.5	30
		143TC	TEFC	CESSWDM3546T	1,426	WD	13.42	52	87.5	230/460	1.5	1, 30
11/2	3600	56C	TENV	CESSWDM3550	1,419	WD	12.97	56	85.5	230/460	1.8	1, 30
		143TC	TENV	CESSWDM3550T	1,431	WD	13.23	60	85.5	230/460	1.8	1, 30
	1800	56C	TEFC	CESSWDM3554	1,432	WD	13.34	41	86.5	230/460	2.2	1, 30
		145TC	TEFC	CESSWDM3554T	1,453	WD	13.42	55	87.5	230/460	2.1	1, 30
2	3600	145TC	TEFC	CESSWDM3555T	1,734	WD	14.30	60	86.5	208-230/460	2.5	1, 30
		56C	TEFC	CESSWDM3558	1,725	WD	13.34	45	86.5	230/460	2.8	1, 30
	1800	145TC	TEFC	CESSWDM3558T	1,746	WD	13.42	45	86.5	230/460	2.8	1, 30
		145TC	TEFC	CESSWDM3559T	2,089	WD	15.67	74	86.5	208-230/460	3.7	1, 30
3	3600	182TC	TEFC	CESSWDM3610T	2,231	WD	16.82	90	88.5	230/460	3.7	1, 30
		1800	182TC	TEFC	CESSWDM3611T	2,041	WD	18.32	94	89.5	230/460	4.2
5	3600	184TC	TEFC	CESSWDM3613T	2,374	WD	18.32	106	90.2	230/460	5.7	30
		1800	184TC	TEFC	CESSWDM3615T	2,297	WD	18.32	112	89.5	230/460	6.5
7 1/2	3600	213TC	TEFC	CESSWDM3709T	2,786	WD	19.03	166	91	230/460	8.3	1, 30
		1800	213TC	TEFC	CESSWDM3710T	2,873	WD	20.16	137	91.7	230/460	9.5
10	3600	215TC	TEFC	CESSWDM3711T	3,109	WD	20.16	184	91.7	230/460	10.6	1, 30
		1800	215TC	TEFC	CESSWDM3714T	3,169	WD	21.66	190	92.4	230/460	12.5
15	3600	254TC	TEFC	CESSWDM23994T	6,345	WD	24.67	293	91	230/460	16.5	1, 30
		1800	254TC	TEFC	CESSWDM23933T	6,245	WD	24.67	293	92.4	230/460	17.5
20	3600	256TC	TEFC	CESSWDM41906T	7,283	WD	24.67	312	91	230/460	21.5	1, 30
		1800	256TC	TEFC	CESSWDM23934T	7,242	WD	24.67	299	93	230/460	24
575 volt												
1/2	1800	56C	TENV	CSSWDM3538-5	1,361	WD	11.09	37	80	575	0.7	1, 12
3/4	1800	56C	TENV	CSSWDM3542-5	1,408	WD	11.09	41	82.5	575	0.9	1, 12
1	1800	143TC	TEFC	CESSWDM3546T-5	1,451	WD	13.42	51	87.5	575	1.3	1
1 1/2	1800	145TC	TEFC	CESSWDM3554T-5	1,478	WD	13.42	56	87.5	575	1.7	1
2	1800	145TC	TEFC	CESSWDM3558T-5	1,771	WD	13.42	45	86.5	575	2.3	1
		3600	145TC	TEFC	CESSWDM3559T-5	2,114	WD	15.67	73	86.5	575	2.9
3	1800	182TC	TEFC	CESSWDM3611T-5	2,105	WD	16.82	92	89.5	575	3.3	1
		3600	184TC	TEFC	CESSWDM3613T-5	2,438	WD	18.32	106	90.2	575	4.6
5	1800	184TC	TEFC	CESSWDM3615T-5	2,361	WD	18.32	112	89.5	575	5.2	

(a) See notes on inside back flap.

Product family code: WDS

Stainless steel, three phase, totally enclosed, C-Face, footless

1/3 thru 3/4 Hp

IP56



Features:

- 300 series stainless steel motor frame, endplates, conduit box, shaft, base, and hardware
- Four condensate drains in each endplate
- Endplate rabbets sealed
- Labyrinth seals on DE and ODE
- 3 year warranty

Applications:

- Food processing
- Packaging
- Pumps and wastewater
- Wet environment

Hp	RPM	NEMA Frame	Enclosure	Catalog Number	List Price	Mult. Sym.	"C" Dim.	Aprx. Wt. (lb)	Full Load Efficiency	Voltage	Full Load Amps	Notes (a)
1/3	3600	56C	TENV	VSSWDM3457	1,023	WD	11.09	33	74	208-230/460	0.6	1, 10
	1800	56C	TENV	VSSWDM3534	1,078	WD	11.09	35	75.5	208-230/460	0.7	1, 10
1/2	3600	56C	TENV	VSSWDM3537	1,215	WD	11.09	37	70	208-230/460	0.9	1, 10
	1800	56C	TEFC	VSSFWD3538	1,383	WD	12.34	40	80	208-230/460	0.9	1, 10, 12
		56C	TENV	VSSWDM3538	1,308	WD	11.09	40	84	230/460	0.9	1, 10, 12, 30
3/4	3600	56C	TENV	VSSWDM3541	1,262	WD	11.09	41	80	230/460	1.1	1, 10, 12, 30
	1800	56C	TEFC	VSSFWD3542	1,428	WD	12.34	44	82.5	208-230/460	1.1	1, 10
		56C	TENV	VSSWDM3542	1,356	WD	11.09	42	82.5	208-230/460	1.1	1, 10

(a) See notes on inside back flap.

Product family code: WDS

Information

Single phase

General purpose

Severe duty

Large AC

Washdown duty

Explosion proof

Pump

HVAC

Farm duty

SSE Super-E® stainless steel, three phase, totally enclosed, C-Face, foot mounted, encapsulated

1/2 thru 15 Hp

IP69
for Water



Features:

- 300 series stainless steel
- Epoxy encapsulated windings
- Fully welded conduit box and base
- O-ring sealed rabbets
- Class H insulation
- Inverter ready
- Laser etched nameplate
- Four condensate drains in each endplate
- Double shaft sealing each end
- NEMA Premium® efficiency
- 3 year warranty

Applications:

- Food processing
- Pumps and wastewater
- Outdoors
- High pressure washdown
- Caustic environment

Hp	RPM	NEMA Frame	Enclosure	Catalog Number	List Price	Mult. Sym.	"C" Dim.	Aprx. Wt. (lb)	Full Load Efficiency	Voltage	Full Load Amps	Notes (a)
F1 mounting												
1/2	3600	56C	TENV	CSSEWDM3537	1,483	WD	11.75	46	84	208-230/460	0.7	30
	1800	56C	TENV	CSSEWDM3538	1,505	WD	11.75	50	84	230/460	0.9	12, 30
	1200	56C	TENV	CSSEWDM3539	1,808	WD	12.75	37	77	208-230/460	0.9	
3/4	3600	56C	TENV	CSSEWDM3541	1,532	WD	11.75	53	86.5	208-230/460	1	30
	1800	56C	TENV	CSSEWDM3542	1,556	WD	12.75	58	84	208-230/460	1.3	
	1200	56C	TENV	CSSEWDM3543	1,858	WD	13.63	63	82.5	208-230/460	1.3	
1	3600	56C	TENV	CSSEWDM3545	1,609	WD	12.75	59	82.5	230/460	1.4	30
	1800	56C	TENV	CSSEWDM3546	1,625	WD	12.75	37	85.5	230/460	1.5	30
		143TC	TENV	CSSEWDM3546T	1,638	WD	12.80	37	85.5	230/460	1.5	30
	1200	56C	TEFC	CSSEWDM3556	1,921	WD	14.75	73	82.5	230/460	1.7	30
11/2	3600	56C	TENV	CSSEWDM3550	1,712	WD	13.63	62	85.5	230/460	1.8	30
		143TC	TENV	CSSEWDM3550T	1,726	WD	13.68	63	85.5	230/460	1.8	30
	1800	56C	TEFC	CSSEWDM3554	1,719	WD	14.75	66	88.5	230/460	2.2	30
		56C	TENV	CSSEWDM3554	1,690	WD	15.00	50	86.5	230/460	2.2	1, 30
		145TC	TEFC	CSSEWDM3554T	1,735	WD	14.81	68	88.5	230/460	2.2	30
2	1200	145TC	TENV	CSSEWDM3554T	1,706	WD	15.05	50	86.5	230/460	2.2	1, 30
		182TC	TEFC	CSSEWDM3607T	2,129	WD	19.25	83	87.5	230/460	2.5	
	3600	56C	TEFC	CSSEWDM3555	1,950	WD	14.75	60	86.5	230/460	2.5	30
		56C	TENV	CSSEWDM3555	1,921	WD	15.00	64	88.5	230/460	2.4	
		145TC	TEFC	CSSEWDM3555T	1,964	WD	14.81	60	86.5	230/460	2.5	30
3	1800	145TC	TENV	CSSEWDM3555T	1,935	WD	15.05	64	88.5	230/460	2.4	
		56C	TEFC	CSSEWDM3558	1,979	WD	13.88	45	86.5	230/460	2.8	30
		56C	TENV	CSSEWDM3558	1,949	WD	15.00	56	88.5	230/460	2.8	
	1200	145TC	TEFC	CSSEWDM3558T	1,992	WD	13.94	62	86.5	230/460	2.8	30
		145TC	TENV	CSSEWDM3558T	1,963	WD	15.05	56	88.5	230/460	2.8	
		184TC	TEFC	CSSEWDM3614T	2,364	WD	19.25	125	88.5	230/460	3.5	
5	3600	145TC	TEFC	CSSEWDM3559T	2,381	WD	16.19	81	86.5	230/460	3.7	30
		182TC	TENV	CSSEWDM3610T	2,439	WD	17.43	96	89.5	230/460	3.5	
	1800	182TC	TEFC	CSSEWDM3611T	2,398	WD	19.25	112	89.5	230/460	4.2	30
		213TC	TEFC	CSSEWDM3704T	3,115	WD	22.31	127	89.5	230/460	4.5	
7 1/2	3600	184TC	TEFC	CSSEWDM3613T	2,598	WD	17.75	108	89.5	230/460	5.6	30
	1800	184TC	TEFC	CSSEWDM3615T	2,618	WD	19.25	124	89.5	230/460	6.5	
		1200	215TC	TEFC	CSSEWDM3708T	3,689	WD	23.06	149	89.5	230/460	7.4
10	3600	213TC	TEFC	CSSEWDM3709T	3,260	WD	20.43	178	91	230/460	8.3	30
	1800	213TC	TEFC	CSSEWDM3710T	3,327	WD	21.62	176	91.7	230/460	9.5	30
		1200	254TC	TEFC	CSSEWDM22976T	6,333	WD	24.67	255	91	230/460	10.7
15	3600	215TC	TEFC	CSSEWDM3711T	3,696	WD	21.62	202	91.7	230/460	10.6	30
	1800	215TC	TEFC	CSSEWDM3714T	3,917	WD	23.06	214	92.4	230/460	12.5	30
15	3600	215TC	TEFC	CSSEWDM3713T	5,543	WD	23.06	187	91.7	230/460	17	30
F2 mounting												
1	1800	143TC	TENV	CSSEWDM3546T	1,688	WD	12.80	37	85.5	230/460	1.5	30
11/2	1800	145TC	TEFC	CSSEWDM3554T	1,785	WD	14.81	62	88.5	230/460	2.2	10, 30
2	1800	145TC	TEFC	CSSEWDM3558T	2,042	WD	13.94	45	86.5	230/460	2.8	10, 30
3	1800	182TC	TEFC	CSSEWDM3611T	2,473	WD	19.25	111	89.5	230/460	4.2	10, 30
5	1800	184TC	TEFC	CSSEWDM3615T	2,693	WD	19.25	122	89.5	208-230/460	6.5	10, 30

(a) See notes on inside back flap.

Product family code: WDE

SSE Super-E® stainless steel, three phase, totally enclosed, C-Face, footless, encapsulated

1/2 thru 15 Hp

**IP69
for Water**



Features:

- 300 series stainless steel
- Epoxy encapsulated windings
- Fully welded conduit box
- O-ring sealed rabbets
- Class H insulation
- Inverter ready
- Laser etched nameplate
- Four condensate drains in each endplate
- Double shaft sealing each end
- NEMA Premium® efficiency
- 3 year warranty

Applications:

- Food processing
- Pumps and wastewater
- Outdoors
- High pressure washdown
- Caustic environment

Hp	RPM	NEMA Frame	Enclosure	Catalog Number	List Price	Mult. Sym.	"C" Dim.	Aprx. Wt. (lb)	Full Load Efficiency	Voltage	Full Load Amps	Notes (a)
1/2	3600	56C	TENV	VSSEWDM3537	1,412	WD	11.75	49	84	208-230/460	0.7	30
		56C	TEFC	VSSEFWDM3538	1,465	WD	12.88	49	84	208-230/460	0.9	
	1800	56C	TENV	VSSEWDM3538	1,436	WD	11.75	49	84	208-230/460	0.9	
3/4	3600	56C	TENV	VSSEWDM3541	1,463	WD	11.75	54	86.5	208-230/460	1	30
		56C	TEFC	VSSEFWDM3542	1,516	WD	13.88	54	84	230/460	1.3	
	1800	56C	TENV	VSSEWDM3542	1,486	WD	12.75	53	84	230/460	1.3	
		56C	TEFC	VSSEWDM3543	1,789	WD	13.63	61	82.5	208-230/460	1.3	
1	3600	56C	TENV	VSSEWDM3545	1,539	WD	12.75	57	82.5	230/460	1.4	30
		56C	TEFC	VSSEFWDM3546	1,585	WD	13.88	37	85.5	230/460	1.5	30
	1800	56C	TENV	VSSEWDM3546	1,554	WD	12.75	37	85.5	230/460	1.5	30
		143TC	TEFC	VSSEFWDM3546T	1,599	WD	13.94	37	85.5	230/460	1.5	30
		143TC	TENV	VSSEWDM3546T	1,569	WD	12.80	37	85.5	230/460	1.5	30
1200	56C	TEFC	VSSEWDM3556	1,852	WD	16.13	72	82.5	230/460	1.7	30	
11/2	3600	56C	TENV	VSSEWDM3550	1,642	WD	13.63	66	85.5	230/460	1.8	30
		143TC	TENV	VSSEWDM3550T	1,656	WD	13.68	66	85.5	230/460	1.8	30
	1800	56C	TEFC	VSSEWDM3554	1,650	WD	14.75	66	88.5	230/460	2.2	30
		56C	TENV	VSSEWDM3554	1,621	WD	15.00	63	86.5	230/460	2.2	1, 30
		145TC	TEFC	VSSEWDM3554T	1,696	WD	14.81	66	88.5	230/460	2.2	30
		145TC	TENV	VSSEWDM3554T	1,667	WD	15.05	63	86.5	230/460	2.2	1, 30
2	3600	56C	TENV	VSSEWDM3555	1,853	WD	15.00	61	88.5	230/460	2.4	
		145TC	TEFC	VSSEWDM3555T	1,923	WD	14.81	60	86.5	230/460	2.5	30
	1800	145TC	TENV	VSSEWDM3555T	1,894	WD	15.05	61	88.5	230/460	2.4	
		56C	TEFC	VSSEWDM3558	1,909	WD	13.88	45	86.5	230/460	2.8	30
3	3600	56C	TENV	VSSEWDM3558	1,880	WD	15.00	63	88.5	230/460	2.8	
		145TC	TEFC	VSSEWDM3558T	1,947	WD	13.94	45	86.5	230/460	2.8	30
		145TC	TENV	VSSEWDM3558T	1,918	WD	15.05	63	88.5	230/460	2.8	
	1800	145TC	TEFC	VSSEWDM3559T	2,309	WD	16.19	61	86.5	230/460	3.7	1, 30
		182TC	TENV	VSSEWDM3610T	2,376	WD	17.43	93	89.5	230/460	3.5	
5	3600	182TC	TEFC	VSSEWDM3611T	2,328	WD	19.25	111	89.5	230/460	4.2	30
		182TC	TENV	VSSEWDM3611T	2,292	WD	17.43	109	89.5	230/460	4	30
	1800	184TC	TEFC	VSSEWDM3613T	2,510	WD	17.75	81	89.5	230/460	5.6	1, 30
7 1/2	3600	184TC	TEFC	VSSEWDM3615T	2,530	WD	19.25	101	89.5	230/460	6.5	
		213TC	TEFC	VSSEWDM3709T	3,139	WD	20.43	129	91	230/460	8.3	1, 30
10	1800	213TC	TEFC	VSSEWDM3710T	3,206	WD	21.62	177	91.7	230/460	9.5	1
		3600	215TC	TEFC	VSSEWDM3711T	3,576	WD	21.62	154	91.7	230/460	10.6
	1800	215TC	TEFC	VSSEWDM3714T	3,796	WD	23.06	187	92.4	230/460	12.5	1, 30
15	3600	215TC	TEFC	VSSEWDM3713T	5,423	WD	23.06	187	91.7	230/460	17	1, 30

(a) See notes on inside back flap.

Product family code: WDE

Information

Single phase

General purpose

Severe duty

Large AC

Washdown duty

Explosion proof

Pump

HVAC

Farm duty

Information

Single phase

General purpose

Severe duty

Large AC

Washdown duty

Explosion proof

Pump

HVAC

Farm duty

SSE Super-E[®] stainless steel, three phase, 575 volts, totally enclosed, C-Face, foot mounted, encapsulated

1/2 thru 5 Hp

**IP69
for Water**



Features:

- 300 series stainless steel
- Epoxy encapsulated windings
- Fully welded conduit box and base
- O-ring sealed rabbets
- Class H insulation
- Inverter ready
- Laser etched nameplate
- Four condensate drains in each endplate
- Double shaft sealing each end
- NEMA Premium[®] efficiency
- 3 year warranty

Applications:

- Food processing
- Pumps and wastewater
- Outdoors
- High pressure washdown
- Caustic environment

Hp	RPM	NEMA Frame	Enclosure	Catalog Number	List Price	Mult. Sym.	"C" Dim.	Aprx. Wt. (lb)	Full Load Efficiency	Voltage	Full Load Amps	Notes (a)
1/2	3600	56C	TENV	CSSEWDM3537-5	1,508	WD	11.75	35	84	575	0.6	
	1800	56C	TENV	CSSEWDM3538-5	1,530	WD	11.75	35	84	575	0.7	12
3/4	1800	56C	TENV	CSSEWDM3542-5	1,581	WD	12.75	40	84	575	1	
	1800	56C	TENV	CSSEWDM3546-5	1,650	WD	12.75	43	87.5	575	1.2	
1	1800	143TC	TENV	CSSEWDM3546T-5	1,663	WD	12.80	43	87.5	575	1.2	
	1800	56C	TEFC	CSSEWDM3554-5	1,744	WD	14.75	62	86.5	575	1.7	
1 1/2	1800	145TC	TEFC	CSSEWDM3554T-5	1,760	WD	14.81	64	86.5	575	1.7	
	1800	145TC	TEFC	CSSEWDM3558T-5	2,017	WD	13.94	45	86.5	575	2.3	
2	3600	145TC	TEFC	CSSEWDM3559T-5	2,406	WD	16.19	81	86.5	575	2.9	
	1800	182TC	TEFC	CSSEWDM3611T-5	2,462	WD	19.25	112	89.5	575	3.3	
3	3600	184TC	TEFC	CSSEWDM3613T-5	2,662	WD	17.75	110	89.5	575	4.5	
	1800	184TC	TEFC	CSSEWDM3615T-5	2,682	WD	19.25	125	89.5	575	5.1	

(a) See notes on inside back flap.

Product family code: WDE

Washdown lead connection kits



Heat shrink connector kit
WD5603A01SP*



Wirenut Kit
WD5600A01SP

Features:

- Heat shrink sealed closed-end connector kit (WD5603A01SP)
- Heat shrink connector kit bulk quantity (WD5603A05SP)
- Wirenut kit (WD5600A01SP)
- Provides extra protections against moisture ingress

Applications:

- Food processing
- Wet environment
- Conveyors
- Packaging
- Pumps and wastewater

Catalog Number	Description	List Price	Mult. Sym.	Wire Range	Aprx. Wt. (lb)
WD5603A01SP	Includes 6 connectors	15	A8	#18 - #10 AWG	1
WD5603A05SP	Includes 50 connectors	60	A8	#18 - #10 AWG	3
WD5600A01SP	Includes 6 wirenuts	35	A8	#22 - #8 AWG	1

*WD5603A01SP is provided as standard for SSE stainless encapsulated motors

Product family code: WDA

NEW!

IEC stainless steel, three phase, totally enclosed, encapsulated

.37 thru 3 kW (.50 thru 4 Hp)

**IP69
for Water**



Features:

- Stainless steel AISI 304
- Epoxy Encapsulated windings
- IE3 premium efficiency per IEC 60034-30
- Heat stabilized bearings with H1 food grade grease
- Laser engraved nameplate
- Inverter ready
- Rotatable terminal box cover

Applications:

- Food processing
- Pumps and Wastewater
- Outdoors
- High pressure washdown
- Caustic environment

kW/HP	RPM	IEC Frame	Enclosure	Catalog Number	ABB Product Code	ABB Type Number	List Price	Mult. Sym.	"L" Dim. (mm)	Aprx. Wt. (kg)	Voltage	For Use in US	Notes (a)
B3, foot mounted													
1.5/2	1200	100	TEFC	SSEWDM10156-B	3GMA 103 510-ASB	M3MA 100LA 6	3325	M1	480.5	58	460Y,60hz	Yes	11
2.2/3	1800	100	TEFC	SSEWDM10224-B	3GMA 102 510-ASB	M3MA 100LA 4	2925	M1	480.5	57	460Y,60hz	Yes	11
3/4	3600	100	TEFC	SSEWDM10032-B	3GMA 101 510-ASB	M3MA 100LA 2	3189	M1	480.5	61	460Y,60hz	Yes	11
	1800	100	TEFC	SSEWDM10034-B	3GMA 102 520-ASB	M3MA 100LB 4	3189	M1	480.5	57	460Y,60hz	Yes	11
B5, flange mounted													
0.37/.50	1800	80	TENV	SSEWDM08374D-B	3GMA 082 310-BSB	M3MA 80MA 4	1691	M	354	23	460Y,60hz	Yes	11
	1200	80	TENV	SSEWDM08376D-B	3GMA 083 310-BSB	M3MA 80MA 6	1948	M	354	23	460Y,60hz	Yes	11
	3600	80	TENV	SSEWDM08552D-B	3GMA 081 310-BSB	M3MA 80MA 2	1722	M	354	23	460Y,60hz	Yes	11
0.55/.75	1800	80	TENV	SSEWDM08554D-B	3GMA 082 320-BSB	M3MA 80MB 4	1771	M	354	23	460Y,60hz	Yes	11
	1200	90	TENV	SSEWDM09556D-B	3GMA 093 310-BSB	M3MA 90MA 6	2136	M1	435.5	48	460Y,60hz	Yes	11
0.75/1	3600	80	TENV	SSEWDM08752D-B	3GMA 081 320-BSB	M3MA 80MB 2	1811	M	354	23	460Y,60hz	Yes	11
	1800	80	TENV	SSEWDM08754D-B	3GMA 082 330-BSB	M3MA 80MC 4	1848	M	354	23	460Y,60hz	Yes	11
	1200	90	TENV	SSEWDM09756D-B	3GMA 093 320-BSB	M3MA 90MB 6	2550	M1	435.5	52	460Y,60hz	Yes	11
1.1/1.5	3600	80	TENV	SSEWDM08112D-B	3GMA 081 330-BSB	M3MA 80MC 2	1837	M	354	23	460Y,60hz	Yes	11
	1800	90	TENV	SSEWDM09114D-B	3GMA 092 310-BSB	M3MA 90MA 4	1996	M1	435.5	48	460Y,60hz	Yes	11
1.5/2	3600	90	TENV	SSEWDM09152D-B	3GMA 091 310-BSB	M3MA 90MA 2	2215	M1	435.5	52	460Y,60hz	Yes	11
	1800	90	TENV	SSEWDM09154D-B	3GMA 092 320-BSB	M3MA 90MB 4	2215	M1	435.5	52	460Y,60hz	Yes	11
2.2/3	1200	100	TEFC	SSEWDM10156D-B	3GMA 103 510-BSB	M3MA 100LA 6	3279	M1	480.5	58	460Y,60hz	Yes	11
	3600	90	TENV	SSEWDM09222D-B	3GMA 091 320-BSB	M3MA 90MB 2	2789	M1	435.5	52	460Y,60hz	Yes	11
3/4	1800	100	TEFC	SSEWDM10224D-B	3GMA 102 510-BSB	M3MA 100LA 4	2789	M1	480.5	57	460Y,60hz	Yes	11
	3600	100	TEFC	SSEWDM10032D-B	3GMA 101 510-BSB	M3MA 100LA 2	3089	M1	480.5	60.5	460Y,60hz	Yes	11
3/4	1800	100	TEFC	SSEWDM10034D-B	3GMA 102 520-BSB	M3MA 100LB 4	3089	M1	480.5	57	460Y,60hz	Yes	11
	B14, face mounted												
0.37/.50	1800	80	TENV	SSEWDM08374C	3GMA 082 310-CSA	M3MA 80MA 4	1573	M	327.5	23	460Y,60hz	Yes	11
	1800	80	TENV	SSEWDM08374C-B	3GMA 082 310-CSB	M3MA 80MA 4	1691	M	354	23	460Y,60hz	Yes	11
	1200	80	TENV	SSEWDM08376C-B	3GMA 083 310-CSB	M3MA 80MA 6	1948	M	354	23	460Y,60hz	Yes	11
	3600	80	TENV	SSEWDM08552C	3GMA 081 310-CSA	M3MA 80MA 2	1602	C	327.5	23	460Y,60hz	Yes	11
0.55/.75	3600	80	TENV	SSEWDM08552C-B	3GMA 081 310-CSB	M3MA 80MA 2	1722	M	354	23	460Y,60hz	Yes	11
	1800	80	TENV	SSEWDM08554C	3GMA 082 320-CSA	M3MA 80MB 4	1628	M	327.5	23	460Y,60hz	Yes	11
	1800	80	TENV	SSEWDM08554C-B	3GMA 082 320-CSB	M3MA 80MB 4	1771	M	354	23	460Y,60hz	Yes	11
	1200	90	TENV	SSEWDM09556C-B	3GMA 093 310-CSB	M3MA 90MA 6	2136	M1	435.5	48	460Y,60hz	Yes	11
0.75/1	3600	80	TENV	SSEWDM08752C	3GMA 081 320-CSA	M3MA 80MB 2	1685	M	327.5	23	460Y,60hz	Yes	11
	3600	80	TENV	SSEWDM08752C-B	3GMA 081 320-CSB	M3MA 80MB 2	1811	M	354	23	460Y,60hz	Yes	11
	1800	80	TENV	SSEWDM08754C	3GMA 082 330-CSA	M3MA 80MC 4	1702	M	327.5	23	460Y,60hz	Yes	11
	1800	80	TENV	SSEWDM08754C-B	3GMA 082 330-CSB	M3MA 80MC 4	1848	M	354	23	460Y,60hz	Yes	11
1.1/1.5	1200	90	TENV	SSEWDM09756C-B	3GMA 093 320-CSB	M3MA 90MB 6	2550	M1	435.5	52	460Y,60hz	Yes	11
	3600	80	TENV	SSEWDM08112C	3GMA 081 330-CSA	M3MA 80MC 2	1708	M	327.5	23	460Y,60hz	Yes	11
	3600	80	TENV	SSEWDM08112C-B	3GMA 081 330-CSB	M3MA 80MC 2	1837	M	354	23	460Y,60hz	Yes	11
	1800	90	TENV	SSEWDM09114C	3GMA 092 310-CSA	M3MA 90MA 4	1782	M1	407.5	48	460Y,60hz	Yes	11
1.5/2	1800	90	TENV	SSEWDM09114C-B	3GMA 092 310-CSB	M3MA 90MA 4	1996	M1	435.5	48	460Y,60hz	Yes	11
	3600	90	TENV	SSEWDM09152C	3GMA 091 310-CSA	M3MA 90MA 2	2029	M1	407.5	52	460Y,60hz	Yes	11
	3600	90	TENV	SSEWDM09152C-B	3GMA 091 310-CSB	M3MA 90MA 2	2215	M1	435.5	52	460Y,60hz	Yes	11
	1800	90	TENV	SSEWDM09154C	3GMA 092 320-CSA	M3MA 90MB 4	2059	M1	407.5	52	460Y,60hz	Yes	11
1.5/2	1800	90	TENV	SSEWDM09154C-B	3GMA 092 320-CSB	M3MA 90MB 4	2215	M1	435.5	52	460Y,60hz	Yes	11
	1200	100	TEFC	SSEWDM10156C-B	3GMA 103 510-CSB	M3MA 100LA 6	3279	M1	480.5	58	460Y,60hz	Yes	11

(a) See notes on inside back flap.

Product family code: AIS

Red catalog number indicates **NEW** product.

Motors are stamped with kW only.

Motors shown as "60 Hz Use in US" are compliant with U.S. DOE.

Note! Only catalog numbers ending in "-B" can be mounted to a gear box.

NEW!

For more information visit baldr.com or new.abb.com/motors-generators

Information

Single phase

General purpose

Severe duty

Large AC

Washdown duty

Explosion proof

Pump

HVAC

Farm duty

NEW!

IEC stainless steel, three phase, totally enclosed, encapsulated

kW/Hp	RPM	IEC Frame	Enclosure	Catalog Number	ABB Product Code	ABB Type Number	List Price	Mult. Sym.	"L" Dim. (mm)	Aprx. Wt. (kg)	Voltage	For Use in US	Notes (a)
2.2/3	3600	90	TENV	SSEWDM09222C-B	3GMA 091 320-CSB	M3MA 90MB 2	2789	M1	435.5	52	460Y,60hz	Yes	11
	1800	100	TEFC	SSEWDM10224C-B	3GMA 102 510-CSB	M3MA 100LA 4	2789	M1	480.5	57	460Y,60hz	Yes	11
3/4	3600	100	TEFC	SSEWDM10032C-B	3GMA 101 510-CSB	M3MA 100LA 2	3089	M1	480.5	60.5	460Y,60hz	Yes	11
	1800	100	TEFC	SSEWDM10034C-B	3GMA 102 520-CSB	M3MA 100LB 4	3089	M1	480.5	57	460Y,60hz	Yes	11

(a) See notes on inside back flap.

Product family code: AIS

Red catalog number indicates **NEW** product.

Motors are stamped with kW only.

Motors shown as "60 Hz Use in US" are compliant with U.S. DOE.

Note! Only catalog numbers ending in "-B" can be mounted to a gear box.

Inverter motor, paint free, three phase, totally enclosed, C-Face

1/2 thru 10 Hp

IP55



Features:

- Sealed ball bearings
- Neoprene gaskets
- Rotating non-contact labyrinth seal
- 300 series stainless steel motor frame, base, shaft and hardware
- No exterior paint
- Class H insulation
- NEMA Premium® efficiency
- Not encoder adaptable
- 3 year warranty

Applications:

- Conveyors
- Food processing
- Pumps
- Packaging
- Outdoor applications

Hp	Base Speed RPM	Max. RPM	NEMA Frame	Enclosure	Catalog Number	List Price	Mult. Sym.	"C" Dim.	Aprx. Wt. (lb)	Full Load Efficiency	Voltage	Full Load Amps	Notes (a)
C-Face, foot mounted													
1/2	1800	6000	56C	TENV	IDCSWDM3538	1,551	WD	11.06	31	82.5	208-230/460	0.8	
3/4	1800	6000	56C	TENV	IDCSWDM3542	1,756	WD	11.06	32	82.5	208-230/460	1.1	
			143TC	TENV	IDCSWDM3546T	1,823	WD	12.12	42	85.5	230/460	1.5	30
1	1800	6000	56C	TEFC	IDCSWDM3554	1,950	WD	14.12	51	88.5	230/460	2.1	
			145TC	TEFC	IDCSWDM3554T	1,950	WD	14.17	49	88.5	230/460	2.1	
2	1800	4500	56C	TEFC	IDCSWDM3558	2,083	WD	13.24	44	86.5	230/460	2.9	
			145TC	TEFC	IDCSWDM3558T	2,083	WD	13.29	48	86.5	230/460	2.9	
3	1800	6000	182TC	TEFC	IDCSWDM3611T	2,284	WD	18.06	85	89.5	230/460	4.2	
5	1800	6000	184TC	TEFC	IDCSWDM3615T	2,658	WD	18.06	99	89.5	230/460	6.5	
7 1/2	1800	6000	213TC	TEFC	IDCSWDM3710T	4,024	WD	19.81	136	91.7	230/460	9.5	
10	1800	6000	215TC	TEFC	IDCSWDM3714T	4,601	WD	21.31	187	92.4	230/460	12.5	
C-Face, footless													
1/2	1800	6000	56C	TENV	IDVSWDM3538	1,538	WD	11.06	32	84	230/460	0.9	
3/4	1800	6000	56C	TENV	IDVSWDM3542	1,748	WD	11.06	35	82.5	230/460	1.1	
			56C	TENV	IDVSWDM3546	1,814	WD	12.06	40	85.5	230/460	1.5	30
1	1800	6000	143TC	TENV	IDVSWDM3546T	1,814	WD	12.12	40	85.5	230/460	1.5	30
			56C	TEFC	IDVSWDM3554	1,940	WD	14.12	50	88.5	230/460	2.1	
11/2	1800	4000	145TC	TEFC	IDVSWDM3554T	1,940	WD	14.17	50	88.5	230/460	2.1	
			56C	TEFC	IDVSWDM3558	2,066	WD	13.24	45	86.5	230/460	2.9	
2	1800	4500	145TC	TEFC	IDVSWDM3558T	2,066	WD	13.29	46	86.5	230/460	2.9	
			182TC	TEFC	IDVSWDM3611T	2,172	WD	18.06	80	89.5	230/460	4.2	
5	1800	6000	184TC	TEFC	IDVSWDM3615T	2,532	WD	18.06	97	89.5	230/460	6.5	

(a) See notes on inside back flap.

Product family code: WDP

Inverter motor, three phase, TENV, C-Face, foot mounted

1 thru 10 Hp

IP55



Features:

- Inverter duty 1000:1 CT
- Encoder mounting provisions
- Class H insulation
- Thermostats
- 300 series stainless steel hardware
- Neoprene gaskets
- Double sealed ball bearings
- Lip and V-Ring seal on DE
- NEMA Premium® efficiency
- Electrostatically applied epoxy finish
- Stainless steel shaft extension
- 3 year warranty

Applications:

- Food processing
- Wet environment
- Conveyors
- Packaging
- Pumps and wastewater

Hp	Base Speed RPM	Max. RPM	NEMA Frame	Catalog Number	List Price	Mult. Sym.	"C" Dim.	Aprx. Wt. (lb)	Full Load Efficiency	Voltage	Full Load Amps	Notes (a)
1	1800	6000	143TC	IDWNM3546T	1,551	WD	14.90	41	85.5	230/460	1.5	
1 1/2	1800	4500	145TC	IDWNM3554T	1,708	WD	15.78	52	86.5	230/460	2.1	
2	1800	6000	182TC	IDWNM3609T	2,014	WD	17.77	77	88.5	230/460	2.9	
3	1800	6000	184TC	IDWNM3611T	2,050	WD	19.27	90	89.5	230/460	4.1	
5	1800	4000	213TC	IDWNM3707T	2,320	WD	19.84	122	89.5	230/460	6.7	
7 1/2	1800	5000	254TC	IDWNM22937T	4,132	WD	23.92	283	91.7	230/460	8.9	
10	1800	5000	254TC	IDWNM22938T	4,208	WD	23.92	287	91.7	230/460	12	

(a) See notes on inside back flap.
 1000:1 Constant torque speed range

Product family code: WDW

Vector motor, three phase, TENV, C-Face, foot mounted

1 thru 10 Hp

IP55



Features:

- Inverter duty 1000:1 CT
- HS25 Encoder mounted
- Class H insulation
- Thermostats
- 300 series stainless steel hardware
- Neoprene gaskets
- Double sealed ball bearings
- Lip and V-Ring seal on DE
- NEMA Premium® efficiency
- Electrostatically applied epoxy finish
- Stainless steel shaft extension
- 3 year warranty

Applications:

- Material handling
- Food processing
- Wet environment
- Conveyors
- Packaging

Hp	Base Speed RPM	Max. RPM	NEMA Frame	Catalog Number	List Price	Mult. Sym.	"C" Dim.	Aprx. Wt. (lb)	Full Load Efficiency	Voltage	Full Load Amps	Notes (a)
1	1800	6000	143TC	ZDWNM3546T	3,107	WD	14.90	44	85.5	230/460	1.5	
1 1/2	1800	4500	145TC	ZDWNM3554T	3,264	WD	15.78	56	86.5	230/460	2.1	
2	1800	6000	182TC	ZDWNM3609T	3,576	WD	17.77	71	88.5	230/460	2.9	
3	1800	6000	184TC	ZDWNM3611T	3,609	WD	19.27	90	89.5	230/460	4.1	
5	1800	6000	213TC	ZDWNM3707T	3,878	WD	19.84	126	89.5	230/460	6.7	
7 1/2	1800	5000	254TC	ZDWNM22937T	5,667	WD	23.92	250	91.7	230/460	8.9	
10	1800	5000	254TC	ZDWNM22938T	5,767	WD	23.92	286	91.7	230/460	12	

(a) See notes on inside back flap.
 1000:1 Constant torque speed range

Product family code: WDW

Information
 Single phase
 General purpose
 Severe duty
 Large AC
 Washdown duty
 Explosion proof
 Pump
 HVAC
 Farm duty

Explosion proof motors

Baldor-Reliance explosion proof motors are certified for use in hazardous locations or potentially hazardous environments where concentrations of combustible gasses, vapors and or dust may be present. These motors meet UL and CSA standards for use in Division based hazardous locations per NFPA70 National Electric Code and C22.1, the Canadian Electric Code.



Key features:

- Uncompromised safety
- UL Certification markings
- Premium efficient electrical designs

1/4 - 250 Horsepower

Product line	Explosion Proof	Severe Duty XP	Drill Rig Motors	XP Pump Motors	XP Brake Motors	XP Inverter Duty
Division 1 Certifications						
Class & Group	Class I, Group D	S	-	-	S	S
	Class I, Group C & D	-	-	S	S	-
	Class I, Group D & Class II, Group F & G	S	-	-	S	S
	Class I, Group D & Class II, Group E, F & G	-	S	-	-	-
	Class I, Group C & D & Class II, Group F & G	S	-	-	-	S
Electrical features						
Efficiency	Baldor-Reliance motors meet or exceed all efficiency requirements for US, Canada and Mexico regulations	S	S	S	S	S
Service factor	1.0 service factor continuous	S	-	-	S	S
	1.15 service factor continuous	-	S	S	S	-
Ambient	40°C ambient	S	-	-	S	S
	40°C ambient, suitable for 55°C ambient at 1.0 service factor	-	S	S	-	-
Inverter	Motor nameplate includes variable torque and constant torque speed ranges	-	-	-	-	S
Mechanical features						
Frame	Steel band frame – cast iron endplates	S	-	-	S	S
	Cast iron frame – cast iron endplates	S	-	-	-	S
Fan cover	Steel fan cover	S	-	S	-	S
	Cast iron fan cover	-	S	S	-	-
UL drains	UL listed breather drain - (Inverter Duty* only included on Class I, Group C & D, Class II, Group F & G)	-	S	S	-	- / S

S = Standard

Explosion proof, single and three phase, foot mounted

1/4 thru 250 Hp



Features:

- Robust steel and cast iron frame designs
- Auto thermal overload (<1 Hp), normally closed thermostats (>1 Hp)
- Threaded lead inlet
- Low noise vibration dampening bases

Applications:

- Customer specified Division 1 hazardous areas
- Pumps, fans and conveyors
- Fixed speed operation

Hp	RPM	NEMA Frame	Catalog Number	XP Cls/ Grp	Temp Code	List Price	Mult. Sym.	"C" Dim.	Aprx. Wt. (lb)	Full Load Efficiency	Voltage	Full Load Amps	Notes (a)
Single phase													
1/4	1800	48	L4003A	②	T3C	553	K	12.85	26	55	115/208-230	2.5	
		56	L5000A	②	T3C	528	K	13.22	29	62	115/208-230	2.1	
		56	L5000A-C	⑤	T3C	657	K	13.22	35	62	115/208-230	2.1	
1/3	1800	3600	L4005A	②	T3C	490	K	12.85	32	55	115/230	3	
		48	L4006A	②	T3C	713	K	12.85	29	60	115/208-230	3	
		56	L5001A	②	T3C	679	K	13.22	29	60	115/208-230	3	
1/2	1800	1200	L5002A	②	T4	961	K	14.30	41	54	115/230	3.4	
		3600	L5003A	②	T3C	644	K	13.22	29	57	115/230	3.7	
		48	L4009A	②	T3C	784	K	13.85	35	64	115/208-230	3.7	
	1200	56	L5004A	②	T3C	748	K	14.22	35	64	115/208-230	3.7	
		56	L5004A-C	⑤	T3C	877	K	14.22	40	64	115/208-230	3.7	
		56	L5005A	②	T4	1,107	K	15.17	50	59	115/230	4	
3/4	1800	3600	L5006A	②	T4	726	K	14.30	40	62	115/230	4.9	
		56	L5007A	②	T4	879	K	15.17	47	66	115/230	5.3	
		56	L5007A-C	⑤	T4	1,008	K	15.17	53	66	115/230	5.3	
1	1800	1200	L5022	①	T2C	1,280	K	17.42	57	68	115/208-230	5.4	
		3600	L5009A	②	T4	784	K	15.17	48	66	115/230	6	
		56	L5023A	①	T2C	1,001	K	15.17	48	67	115/230	6.5	
11/2	1800	143T	L5023T	①	T2C	980	L1	15.23	46	72	115/208-230	5.9	
		184	L5026	②	T3C	2,193	L1	16.92	83	67	115/208-230	7	
		3600	L5030T	②	T3C	1,136	L1	15.23	54	70	115/208-230	7.5	
2	1800	184	L5013	②	T3C	2,036	L1	16.92	77	70	115/230	9.5	
		3600	L5031T	②	T3C	1,404	L1	16.11	57	74	115/208-230	11.5	
		1800	L5027T	①	T2C	2,063	L1	17.42	84	75	115/230	11	
3	1800	3600	L5028T	①	T2C	2,144	L1	17.42	84	76	115/230	14.5	
		1800	L5018	②	T3C	3,257	L1	19.49	152	79	115/230	15	
5	1800	215	L5020	①	T2C	4,143	L1	19.90	166	84	230	21	
Three phase													
1/4	1800	48	M6002A	②	T3C	575	K	12.85	25	63	208-230/460	0.7	
1/3	1800	56	M7002A	②	T3C	691	K	13.22	27	67	208-230/460	0.8	
		1200	M7003A	②	T4	992	K	14.30	34	70	208-230/460	0.8	
		3600	M7005A	②	T3C	792	K	13.22	27	68	208-230/460	1.1	
1/2	1800	48	M6007A	②	T3C	719	K	12.85	30	74	208-230/460	1	
		56	M7006A	②	T3C	719	K	13.22	29	74	208-230/460	1	
		1200	M7007A	②	T4	1,047	K	14.30	39	70	208-230/460	1.2	
3/4	1800	3600	M7009A	②	T3C	825	K	13.22	29	75	208-230/460	1.3	
		56	M7010A	②	T3C	828	K	14.22	33	73	208-230/460	1.5	
		56	M7031A	②	T4	1,112	K	15.17	43	77	208-230/460	1.4	
		143T	M7031TA	②	T4	1,112	L1	15.23	47	77	208-230/460	1.4	

(a) See notes on inside back flap.

① = Class I, Group D

② = Class I, Group D, Class II, Group F & G

⑤ = Class I, Group C & D, Class II, Group F & G

CAUTION: Explosion-proof motors have a tight fit between mating parts to ensure the integrity of the explosion-proof enclosure. This can lead to an accumulation of moisture inside the motors due to condensation. If internal condensation buildup is a concern for your XP motor application, select a motor that includes UL listed breather drain. These explosion-proof motors are not suitable for use with adjustable speed drives. Inverter Duty® explosion-proof motors must be used.

Product family code: single phase XP1, three phase XPM

Explosion proof, single and three phase, foot mounted

Hp	RPM	NEMA Frame	Catalog Number	XP Cls/ Grp	Temp Code	List Price	Mult. Sym.	"C" Dim.	Aprx. Wt. (lb)	Full Load Efficiency	Voltage	Full Load Amps	Notes (a)
1	3600	56	EM7013	②	T3C	999	K	14.22	32	77	230/460	1.4	30
		56	EM7014	②	T3C	1,266	K	14.30	51	85.5	230/460	1.5	30
	1800	143T	EM7014T	②	T3C	1,266	L1	14.36	44	85.5	230/460	1.5	19, 30
		143T	EM7114T	②	T3C	1,439	L1	16.28	78	85.5	230/460	1.5	19, 30
		143T	EM7114T-C	⑤	T4	1,444	L1	16.28	78	85.5	230/460	1.5	19, 30
		182	EM7015	②	T3C	1,519	L1	15.23	51	85.5	230/460	1.5	30
1200	56	EM7032	②	T3C	1,416	K	15.17	49	82.5	230/460	1.8	30	
	145T	EM7032T	②	T3C	1,416	L1	15.23	52	82.5	230/460	1.8	19, 30	
11/2	3600	143T	EM7018T	②	T3C	1,158	L1	14.36	45	84	230/460	1.9	19
		56	EM7034	②	T3C	1,311	K	15.17	50	86.5	230/460	2.2	30
	1800	145T	EM7034T	②	T3C	1,311	L1	15.23	51	86.5	230/460	2.2	19, 30
		145T	EM7134T	②	T3C	1,461	L1	16.28	84	86.5	208-230/460	2.3	
		145T	EM7134T-C	⑤	T4	1,478	L1	16.28	62	86.5	208-230/460	2.3	
	1200	182T	EM7020T	②	T3C	1,949	L1	17.42	85	87.5	230/460	2.4	19
182T		EM7120T	②	T3C	2,167	L1	17.56	136	87.5	230/460	2.5	19	
2	3600	145T	EM7071T	②	T3C	1,186	L1	15.23	52	85.5	230/460	2.5	19, 30
		56	EM7037	②	T3C	1,431	K	15.17	59	86.5	230/460	2.9	30
	1800	145T	EM7037T	②	T3C	1,431	L1	15.23	56	86.5	230/460	2.9	19
		145T	EM7137T	②	T3C	1,499	L1	16.28	86	86.5	230/460	2.9	19
		145T	EM7137T-C	⑤	T3C	1,519	L1	16.28	92	86.5	208-230/460	2.9	
	1200	184T	EM7041T	②	T3C	2,008	L1	18.92	102	88.5	230/460	3.5	19, 20, 30
3	3600	145T	EM7075T	①	T3C	1,404	L1	16.10	59	86.5	230/460	3.6	30
		182T	EM7026T	②	T3C	1,484	L1	16.05	73	86.5	230/460	3.7	19, 30
	1800	182T	EM7126T	②	T3C	1,995	L1	17.56	127	86.5	230/460	3.8	19
		182T	EM7042T	②	T3C	1,520	L1	17.42	84	89.5	230/460	4.2	19, 30
		182T	EM7142T	②	T3C	1,597	L1	17.56	138	89.5	230/460	4.1	19, 30
		182T	EM7142T-C	⑤	T4	1,643	L1	17.56	138	89.5	230/460	4.1	19, 30
1200	213T	EM7036T	②	T3C	2,188	L1	20.32	170	89.5	230/460	4.6	19, 30	
5	3600	184T	EM7072T	②	T3C	1,745	L1	18.12	93	88.5	230/460	5.9	19, 30
		184T	EM7172T	②	T3C	2,339	L1	17.56	140	88.5	230/460	5.8	19, 30
	1800	184T	EM7044T	②	T3C	1,883	L1	18.12	105	89.5	230/460	6.7	19, 30
		184T	EM7144T	②	T3C	1,896	L1	17.56	152	89.5	230/460	6.6	19, 30
		184T	EM7144T-C	⑤	T4	1,981	L1	17.56	146	89.5	230/460	6.6	19, 30
		1200	215T	EM7040T	②	T3C	2,868	L1	22.32	185	89.5	230/460	7.2
7 1/2	3600	184T	EM7073T	①	T2C	2,289	L1	18.92	108	89.5	230/460	8.4	30
		213T	EM7045T	②	T3C	2,407	L1	19.57	166	89.5	230/460	9	19, 30
	1800	213T	EM7145T	②	T3C	2,698	L1	19.90	154	89.5	230/460	9	19
		213T	EM7047T	②	T3C	2,500	L1	20.32	161	91.7	230/460	9.5	19, 30
		213T	EM7147T	②	T3C	2,404	L1	19.90	225	91.7	230/460	9.5	19
		213T	EM7147T-C	⑤	T4	2,477	L1	19.91	225	91.7	230/460	9.5	19
1200	254T	EM7048T	②	T3C	3,396	L1	25.50	382	91	230/460	11	19, 30	
10	3600	215T	EM7074T	①	T2C	2,713	L1	19.32	175	90.2	230/460	11.8	20
		215T	EM7174T	②	T3C	2,831	L1	19.90	235	90.2	230/460	11.8	
	1800	215T	EM7070T	②	T3C	2,793	L1	22.32	189	91.7	230/460	12	19, 30
		215T	EM7170T	②	T3C	3,308	L1	19.90	249	91.7	230/460	12.2	19
		215T	EM7170T-C	⑤	T3C	3,442	L1	19.91	249	91.7	230/460	12.2	19
		1200	256T	EM7065T	②	T3C	4,083	L1	25.50	403	91	230/460	14.6
15	3600	254T	EM7053T	②	T3C	3,201	L1	25.50	229	91	230/460	17.5	19, 20, 30
		254T	EM7054T	②	T3C	3,751	L1	25.50	377	92.4	230/460	18.1	19, 30
	1800	254T	EM7054T-C	⑤	T4	3,843	L1	25.50	373	92.4	230/460	18.1	19, 30
		1200	284T	EM7057T	②	T3C	6,581	L1	28.61	478	91.7	230/460	21
20	3600	256T	EM7059T	②	T3C	4,105	L1	25.50	361	91	230/460	23	19, 20
		256T	EM7056T	②	T3C	4,860	L1	25.50	396	93	230/460	24	19, 30
	1800	256T	EM7056T-C	⑤	T4	4,962	L1	25.50	399	93	230/460	24	19, 30
		1200	286T	EM7079T	②	T3C	6,757	L1	28.61	539	91.7	230/460	27

(a) See notes on inside back flap.

Product family code: single phase XP1, three phase XPM

- ① = Class I, Group D
- ② = Class I, Group D, Class II, Group F & G
- ⑤ = Class I, Group C & D, Class II, Group F & G
- Cast iron frame

CAUTION: Explosion-proof motors have a tight fit between mating parts to ensure the integrity of the explosion-proof enclosure. This can lead to an accumulation of moisture inside the motors due to condensation. If internal condensation buildup is a concern for your XP motor application, select a motor that includes UL listed breather drain. These explosion-proof motors are not suitable for use with adjustable speed drives. Inverter Duty® explosion-proof motors must be used.

Explosion proof, single and three phase, foot mounted

Hp	RPM	NEMA Frame	Catalog Number	XP Cls/ Grp	Temp Code	List Price	Mult. Sym.	"C" Dim.	Aprx. Wt. (lb)	Full Load Efficiency	Voltage	Full Load Amps	Notes (a)
25	3600	284TS	EM7063T	②	T3C	5,463	L1	27.24	507	91.7	230/460	28.5	19, 20
	1800	284T	EM7058T	②	T3C	5,896	L1	28.61	537	93.6	230/460	31	19, 30
	1200	324T	EM7082T	②	T3C	8,449	L1	32.00	737	93	230/460	32	19, 30
30	3600	286TS	EM7083T	②	T3C	6,421	L1	27.24	528	91.7	230/460	33	19, 20
	1800	286T	EM7060T	②	T3C	7,188	L1	28.61	554	93.6	230/460	36	19, 20, 30
	1200	326T	EM7080T	②	T3C	9,321	L1	32.00	766	93	230/460	39	19, 30
40	3600	324TS	EM7067T	②	T3C	8,565	L1	30.50	630	92.4	230/460	46	19
	1800	324T	EM7062T	②	T3C	9,633	L1	32.00	713	94.1	230/460	48	19
	1200	364T	EM7084T	②	T3C	10,803	L1	33.44	915	94.1	230/460	47.2	19, 20, 30
50	3600	326TS	EM7081T	②	T3C	10,967	L1	30.50	745	93	230/460	56	19, 20, 30
	1800	326T	EM7064T	②	T3C	11,182	L1	32.00	764	94.5	230/460	58	19
	1200	365T	EM7085T	②	T4	12,193	L1	33.44	918	94.1	230/460	60.1	19, 20, 30
60	1800	364T	EM7066T	②	T4	12,508	L1	33.44	972	95	230/460	68	19, 20
75	1800	365T	EM7068T	⑤	T4	15,134	L1	33.44	1156	95.4	230/460	84.1	19, 20, 30
100	1800	405T	EM7090T	⑤	T4	17,576	L1	38.21	1335	95.4	230/460	112	19, 20, 30
125	1800	444T	EM74124T-4	⑤	T4	20,539	L1	44.71	1900	95.4	460	139	19, 20
150	1800	447T	EM74154T-4	⑤	T4	22,954	L1	48.22	2455	95.8	460	164	19, 20
200	1800	449T	EM74204T-4	⑤	T4	32,808	L1	53.47	2993	96.2	460	216	19, 20
250	1800	449T	EM74254T-4	⑤	T4	39,370	L1	53.47	3027	96.2	460	270	19, 20

(a) See notes on inside back flap.

Product family code: single phase XP1, three phase XPM

① = Class I, Group D

② = Class I, Group D, Class II, Group F & G

⑤ = Class I, Group C & D, Class II, Group F & G

■ Cast iron frame

CAUTION: Explosion-proof motors have a tight fit between mating parts to ensure the integrity of the explosion-proof enclosure. This can lead to an accumulation of moisture inside the motors due to condensation. If internal condensation buildup is a concern for your XP motor application, select a motor that includes UL listed breather drain. These explosion-proof motors are not suitable for use with adjustable speed drives. Inverter Duty® explosion-proof motors must be used.

Information
Single phase
General purpose
Severe duty
Large AC
Washdown duty
Explosion proof
Pump
HVAC
Farm duty

Explosion proof, 575 volt, three phase

1/2 thru 7 1/2 Hp



Features:

- Robust steel and cast iron frame designs
- Auto thermal overload (<1 Hp), normally closed thermostats (>1 Hp)
- Threaded lead inlet
- Low noise vibration dampening bases

Applications:

- Customer specified Division 1 hazardous areas
- Pumps, fans and conveyors
- Fixed speed operation

Hp	RPM	NEMA Frame	Catalog Number	XP Cls/Grp	Temp Code	List Price	Mult. Sym.	"C" Dim.	Aprx. Wt. (lb)	Full Load Efficiency	Voltage	Full Load Amps	Notes (a)
Foot mounted													
1/2	1800	56	M7006-5	Ⓜ	T3C	719	K	14.30	34	78.5	575	0.7	15
3/4	1800	56	M7010-5	Ⓜ	T3C	828	K	14.30	37	76	575	1.2	15
	3600	56	EM7013-5	Ⓜ	T3C	999	K	14.22	33	77	575	1.2	
1	1800	56	EM7014-5	Ⓜ	T3C	1,266	K	14.30	42	85.5	575	1.2	
	1800	143T	EM7014T-5	Ⓜ	T3C	1,266	L1	14.36	42	85.5	575	1.2	
1 1/2	3600	143T	EM7018T-5	Ⓜ	T3C	1,158	L1	14.36	45	84	575	1.5	
	1800	145T	EM7034T-5	Ⓜ	T3C	1,311	L1	15.23	51	86.5	575	1.8	
2	3600	145T	EM7071T-5	Ⓜ	T3C	1,186	L1	15.23	52	85.5	575	2	
	1800	145T	EM7037T-5	Ⓜ	T3C	1,431	L1	15.23	54	86.5	575	2.3	
3	1800	182T	EM7042T-5	Ⓜ	T3C	1,520	L1	17.42	84	89.5	575	3.3	
	3600	184T	EM7072T-5	Ⓜ	T3C	1,745	L1	18.12	85	88.5	575	4.7	
5	1800	184T	EM7044T-5	Ⓜ	T3C	1,883	L1	18.12	99	89.5	575	5.3	
	1800	213T	EM7047T-5	Ⓜ	T3C	2,500	L1	20.32	161	91.7	575	7.6	
Footless													
1/2	1800	56C	VM7006-5	Ⓜ	T3C	936	K	14.30	37	78.5	575	0.7	15
3/4	1800	56C	VM7010-5	Ⓜ	T3C	953	K	14.30	38	76	575	1.2	15
	1800	56C	VEM7014-5	Ⓜ	T3C	1,333	K	14.30	42	85.5	575	1.2	
1	1800	143TC	VEM7014T-5	Ⓜ	T3C	1,324	L1	14.33	44	85.5	575	1.2	
	1800	145TC	VEM7034T-5	Ⓜ	T3C	1,443	L1	15.21	50	86.5	575	1.8	
2	1800	145TC	VEM7037T-5	Ⓜ	T3C	1,529	L1	15.21	54	86.5	575	2.3	
	1800	182TC	VEM7042T-5	Ⓜ	T3C	1,727	L1	18.86	95	89.5	575	3.3	
5	1800	184TC	VEM7044T-5	Ⓜ	T3C	2,040	L1	20.36	110	89.5	575	5.3	
	1800	213TC	VEM7047T-5	Ⓜ	T3C	2,631	L1	20.32	161	91.7	575	7.6	

(a) See notes on inside back flap.

Ⓜ = Class I, Group D, Class II, Group F & G


■ Cast iron frame

Product family code: XPM

CAUTION: Explosion-proof motors have a tight fit between mating parts to ensure the integrity of the explosion-proof enclosure. This can lead to an accumulation of moisture inside the motors due to condensation. If internal condensation buildup is a concern for your XP motor application, select a motor that includes UL listed breather drain. These explosion-proof motors are not suitable for use with adjustable speed drives. Inverter Duty™ explosion-proof motors must be used.

Explosion proof, single and three phase, C-Face

1/4 thru 40 Hp



Features:

- Robust steel and cast iron frame designs
- Auto thermal overload (<1 Hp), normally closed thermostats (>1 Hp)
- Threaded lead inlet
- Low noise vibration dampening bases

Applications:

- Customer specified Division 1 hazardous areas
- Pumps, blowers, valves, gearboxes
- Fixed speed operation

Hp	RPM	NEMA Frame	Catalog Number	XP Cls/ Grp	Temp Code	List Price	Mult. Sym.	"C" Dim.	Aprx. Wt. (lb)	Full Load Efficiency	Voltage	Full Load Amps	Notes (a)
Single phase, C-Face, foot mounted													
1/3	1800	56C	CL5001A	②	T3C	827	K	13.22	30	60	115/208-230	3	15
1/2	3600	56C	CL5003A	②	T3C	726	K	13.22	35	57	115/230	3.7	15
	1800	56C	CL5004A	②	T3C	828	K	14.22	36	64	115/208-230	3.7	15
3/4	1800	56C	CL5007A	②	T4	924	K	15.17	49	66	115/230	5.3	15
	3600	56C	CL5009A	②	T4	824	K	15.17	50	66	115/230	6	
1	1800	56C	CL5023A	①	T2C	1,049	K	15.17	49	67	115/230	6.5	
	3600	143TC	CL5030T	②	T3C	1,291	L1	15.23	53	70	115/208-230	7.5	
11/2	1800	184C	CL5013	②	T3C	2,095	L1	16.93	83	70	115/230	9.5	
	3600	143TC	CL5031T	②	T3C	1,476	L1	16.10	60	74	115/208-230	11.5	
2	1800	182TC	CL5027T	①	T2C	2,162	L1	18.86	99	75	115/230	11	
	3600	184TC	CL5028T	①	T2C	2,187	L1	18.86	100	76	115/230	14.5	
3	1800	215C	CL5018	①	T2C	3,355	L1	19.56	154	79	115/230	15	
	5	1800	215C	CL5020	①	T2C	4,271	L1	20.69	170	84	230	21
Single phase, C-Face, footless													
1/4	1800	56C	VL5000A	②	T3C	732	K	13.22	29	62	115/208-230	2.1	15
	3600	56C	VL4005A	②	T3C	557	K	13.22	34	57	115/230	3.5	15
1/3	1800	56C	VL5001A	②	T3C	748	K	13.22	34	60	115/208-230	3	15
	1200	56C	VL5002A	②	T4	1,002	K	14.30	42	54	115/230	3.4	15
1/2	3600	56C	VL5003A	②	T3C	721	K	13.22	28	57	115/230	3.7	15
	1800	56C	VL5004A	②	T3C	826	K	14.22	37	64	115/208-230	3.7	15
3/4	1200	56C	VL5005A	②	T4	1,149	K	15.17	51	59	115/230	4	15
	3600	56C	VL5006A	②	T4	771	K	14.30	40	62	115/230	4.9	15
1	1800	56C	VL5007A	②	T4	920	K	15.17	48	66	115/230	5.3	15
	3600	56C	VL5009A	②	T4	826	K	15.17	48	66	115/230	6	
11/2	1800	56C	VL5023A	①	T2C	1,045	K	15.17	52	67	115/230	6.5	
	3600	56C	VL5030	②	T3C	1,189	K	15.17	51	70	115/208-230	7.5	
2	1800	56C	VL5024A	①	T2C	1,379	K	17.42	76	75	115/230	8	
	1800	184C	VL5027	①	T2C	2,194	L1	18.43	90	75	115/208-230	11	
Three phase, C-face, foot mounted													
1/2	3600	56C	CM7005A	②	T3C	867	K	13.22	27	68	208-230/460	1.1	15
	1800	56C	CM7006A	②	T3C	938	K	13.22	30	74	208-230/460	1	15
3/4	3600	56C	CM7009A	②	T3C	895	K	13.22	29	75	208-230/460	1.3	15
	1800	56C	CM7010A	②	T3C	956	K	14.22	34	73	208-230/460	1.5	15
1	3600	56C	CEM7013	②	T3C	1097	K	14.22	32	77	230/460	1.4	19, 30
	1800	56C	CEM7014	②	T3C	1342	K	14.30	42	85.5	230/460	1.5	19, 30
11/2	3600	143TC	CEM7014T	②	T3C	1,342	L1	14.36	45	85.5	230/460	1.5	19, 30
	3600	143TC	CEM7018T	②	T3C	1,328	L1	14.36	45	84	230/460	1.9	19
11/2	1800	56C	CEM7034	②	T3C	1,453	K	15.17	50	86.5	230/460	2.2	19, 30
	1800	145TC	CEM7034T	②	T3C	1,453	L1	15.23	52	86.5	230/460	2.2	19, 30

(a) See notes on inside back flap.

■ Cast iron frame

① = Class I, Group D

② = Class I, Group D, Class II, Group F & G

Product family code: single phase XP1, three phase XPM

CAUTION: Explosion-proof motors have a tight fit between mating parts to ensure the integrity of the explosion-proof enclosure. This can lead to an accumulation of moisture inside the motors due to condensation. If internal condensation buildup is a concern for your XP motor application, select a motor that includes UL listed breather drain. These explosion-proof motors are not suitable for use with adjustable speed drives. Inverter Duty® explosion-proof motors must be used.

Information

Single phase

General purpose

Severe duty

Large AC

Washdown duty

Explosion proof

Pump

HVAC

Farm duty

Explosion proof, single and three phase, C-Face

Hp	RPM	NEMA Frame	Catalog Number	XP Cls/ Grp	Temp Code	List Price	Mult. Sym.	"C" Dim.	Aprx. Wt. (lb)	Full Load Efficiency	Voltage	Full Load Amps	Notes (a)
2	3600	145TC	CEM7071T	②	T3C	1,325	L1	15.23	53	85.5	230/460	2.4	19, 30
		56C	CEM7037	②	T3C	1,539	K	15.17	55	86.5	230/460	2.9	19, 30
	1800	145TC	CEM7037T	②	T3C	1,539	L1	16.10	56	86.5	230/460	2.9	19, 30
3	3600	145TC	CEM7075T	①	T3C	1,643	L1	16.10	61	86.5	230/460	3.6	30
	1800	182TC	CEM7042T	②	T3C	1,866	L1	18.86	97	89.5	230/460	4.2	19, 30
5	3600	184TC	CEM7072T	②	T3C	2,167	L1	18.86	101	88.5	230/460	5.9	19, 30
	1800	184TC	CEM7044T	②	T3C	2,256	L1	19.55	119	89.5	230/460	6.7	19, 30
7 1/2	3600	184TC	CEM7073T	①	T2C	2,544	L1	20.36	124	89.5	230/460	8.4	30
		213TC	CEM7045T	②	T3C	2,887	L1	20.33	166	89.5	230/460	9	19, 30
10	1800	213TC	CEM7047T	②	T3C	2,646	L1	21.08	161	91.7	230/460	9.5	19, 30
		3600	215TC	CEM7174T	②	T3C	3,151	L1	20.65	235	90.2	230/460	11.8
	1800	215TC	CEM7170T	②	T3C	3,219	L1	20.65	249	91.7	230/460	12.2	19
15	3600	254TC	CEM7053T	②	T3C	3,419	L1	26.00	357	91	230/460	17.5	19, 20, 30
	1800	254TC	CEM7054T	②	T3C	5,324	L1	26.00	376	92.4	230/460	18	19, 30
20	3600	256TC	CEM7059T	②	T3C	5,458	L1	26.00	369	91	230/460	23	19, 20
	1800	256TC	CEM7056T	②	T3C	6,310	L1	26.00	376	93	230/460	24	19, 30
25	1800	284TC	CEM7058T	②	T3C	7,727	L1	28.61	647	93.6	230/460	31	19, 30
30	1800	286TC	CEM7060T	②	T3C	8,967	L1	28.61	552	93.6	230/460	36	19, 20, 30
40	1800	324TC	CEM7062T	②	T3C	11,961	L1	32.00	699	94.1	230/460	48	19
Three phase, C-Face, footless													
1/4	1800	56C	VM7001A	②	T3C	871	K	13.22	25	63	208-230/460	0.7	
1/3	1800	56C	VM7002A	②	T3C	890	K	13.22	27	67	208-230/460	0.8	
		3600	56C	VM7005A	②	T3C	861	K	13.22	26	68	208-230/460	1.1
1/2	1800	56C	VM7006A	②	T3C	936	K	13.22	29	74	208-230/460	1	
		1200	56C	VM7007A	②	T4	1,089	K	14.30	39	70	208-230/460	1.2
3/4	3600	56C	VM7009A	②	T3C	890	K	13.22	28	75	208-230/460	1.3	
		1800	56C	VM7010A	②	T3C	953	K	14.22	33	73	208-230/460	1.5
	1200	56C	VM7031A	②	T4	1,144	K	15.17	47	77	208-230/460	1.4	
1	3600	56C	VEM7013	②	T3C	1,140	K	14.22	32	77	230/460	1.4	19, 30
		56C	VEM7014	②	T3C	1,333	K	14.30	51	85.5	230/460	1.5	19, 30
	1800	143TC	VEM7014T	②	T3C	1,333	L1	14.33	51	85.5	230/460	1.5	19, 30
	1200	56C	VEM7032	②	T3C	1,541	K	15.17	49	82.5	230/460	1.8	19, 30
11/2	3600	143TC	VEM7018T	②	T3C	1,319	L1	14.33	47	84	230/460	1.9	19, 30
		56C	VEM7034	②	T3C	1,444	K	15.17	50	86.5	230/460	2.2	19, 30
	1800	145TC	VEM7034T	②	T3C	1,444	L1	15.21	50	86.5	230/460	2.2	19, 30
2	1200	145TC	VEM7035T	①	T2C	1,649	L1	18.42	102	87.5	230/460	2.4	19, 30
		3600	145TC	VEM7071T	②	T3C	1,451	L1	15.21	55	85.5	230/460	2.5
	1800	56C	VEM7037	②	T3C	1,530	K	15.17	59	86.5	230/460	2.9	19, 30
		145TC	VEM7037T	②	T3C	1,530	L1	15.21	59	86.5	230/460	2.9	19, 30
3	3600	143TC	VEM7075T	①	T2C	1,634	L1	16.10	59	86.5	230/460	3.6	30
		182TC	VEM7026T	②	T3C	1,723	L1	17.49	80	86.5	230/460	3.7	19, 30
5	1800	182TC	VEM7042T	②	T3C	1,851	L1	18.86	108	89.5	230/460	4.2	19, 30
		3600	184TC	VEM7072T	②	T3C	2,152	L1	18.06	93	88.5	230/460	5.9
	1800	184TC	VEM7044T	②	T3C	2,241	L1	19.56	118	89.5	230/460	6.7	19, 30
7 1/2	3600	184TC	VEM7073T	①	T2C	2,529	L1	20.36	115	89.5	230/460	8.4	19, 30
		213TC	VEM7045T	②	T3C	2,867	L1	19.19	149	89.5	230/460	9	19, 30
	1800	213TC	VEM7047T	②	T3C	2,631	L1	20.32	161	91.7	230/460	9.5	19, 30
10	1800	215TC	VEM7170T	②	T3C	3,204	L1	20.65	249	91.7	230/460	12.2	19, 30

(a) See notes on inside back flap.

Product family code: single phase XP1, three phase XPM

■ Cast iron frame

① = Class I, Group D

② = Class I, Group D, Class II, Group F & G

CAUTION: Explosion-proof motors have a tight fit between mating parts to ensure the integrity of the explosion-proof enclosure. This can lead to an accumulation of moisture inside the motors due to condensation. If internal condensation buildup is a concern for your XP motor application, select a motor that includes UL listed breather drain. These explosion-proof motors are not suitable for use with adjustable speed drives. Inverter Duty® explosion-proof motors must be used.

Explosion proof, single and three phase, 50 Hz, NEMA frame, C-Face, foot mounted 1/3 thru 1 Hp



Features:

- 110/220V, 50 Hz power
- Steel band frame, cast iron endplates
- Auto thermal overload (<1 Hp), normally closed thermostats (>1 Hp)
- Threaded lead inlet

Applications:

- Customer specified Division 1 hazardous areas
- Pumps, blowers, valves, gearboxes
- Fixed speed operation

Hp	RPM 50 Hz	NEMA Frame	Catalog Number	XP Cls/ Grp	Temp Code	List Price	Mult. Sym.	"C" Dim.	Aprx. Wt. (lb)	Full Load Efficiency	Voltage	Full Load Amps	Notes (a)
Single phase - 50 Hz													
1/3	1500	56C	CL5001A-50	②	T3C	911	K	14.22	35	59.5	110/220	2.6	2, 15
1/2	1500	56C	CL5004A-50	②	T3C	912	K	15.22	45	62	110/220	3.6	2, 15
3/4	1500	56C	CL5007A-50	②	T4	1,061	K	15.17	52	70	110/220	4.8	2, 15
1	1500	56C	CL5023-50	①	T3C	1,122	K	16.05	56	68	110/220	6.2	2, 15
Three phase - 50 Hz													
1/2	1500	56C	CM7006-57	②	T3C	994	K	14.22	36	73	230/400	1	
3/4	1500	56C	CM7010-57	②	T3C	1,017	K	15.22	42	75.5	230/400	1.7	2
1	1500	56C	CM7014-57	②	T3C	1,087	K	15.22	45	74	230/400	2	2

(a) See notes on inside back flap.

① = Class I, Group D

② = Class I, Group D, Class II, Group F & G

CAUTION: Explosion-proof motors have a tight fit between mating parts to ensure the integrity of the explosion-proof enclosure. This can lead to an accumulation of moisture inside the motors due to condensation. If internal condensation buildup is a concern for your XP motor application, select a motor that includes UL listed breather drain. These explosion-proof motors are not suitable for use with adjustable speed drives. Inverter Duty® explosion-proof motors must be used.

Product family code: single phase XP1, three phase XPM

Explosion proof, severe duty, three phase, 1.15 service factor 3 thru 150 Hp



Features:

- Cast iron frame, endplates, conduit box and fan cover
- 1.15 SF, Class F insulation, 40°C ambient
- Suitable for 55°C ambient at 1.0 SF
- Group E, brass labyrinth shaft slingers
- Normally closed thermostats
- Threaded lead inlet
- UL breather drains

Applications:

- Customer specified Division 1 hazardous areas
- Chemical, oil & gas
- Pulp & paper
- Wastewater
- Fixed speed operation

Hp	RPM	NEMA Frame	Catalog Number	XP Cls/ Grp	Temp Code	List Price	Mult. Sym.	"C" Dim.	Aprx. Wt. (lb)	Full Load Efficiency	Voltage	Full Load Amps	Notes (a)
3	1800	182T	EM7542T-I	③	T3C	1,576	SD	17.59	143	89.5	230/460	4.1	
	1200	213T	EM7536T-I	③	T3C	2,264	SD	20.02	225	89.5	230/460	4.5	
5	3600	184T	EM7572T-I	③	T3C	2,072	SD	17.59	156	89.5	230/460	5.5	
	1800	184T	EM7544T-I	③	T3C	1,952	SD	17.59	160	89.5	230/460	6.6	
7 1/2	1200	215T	EM7540T-I	③	T3C	2,969	SD	20.02	217	89.5	230/460	7.1	
	1800	213T	EM7547T-I	③	T3C	2,407	SD	20.02	225	91.7	230/460	9.5	35
10	1200	254T	EM7548T-I	③	T3C	3,515	SD	25.81	321	91	230/460	10.7	30
	3600	215T	EM7574T-I	③	T3C	2,930	SD	20.02	212	90.2	230/460	11.8	
15	1800	215T	EM7670T-I	③	T3C	3,250	SD	20.02	249	92.4	230/460	12.5	
	1200	256T	EM7565T-I	③	T3C	4,226	SD	25.81	395	91	230/460	14.6	
20	1800	254T	EM7554T-I	③	T3C	3,897	SD	25.81	375	92.4	230/460	18.1	30
	3600	256T	EM7559T-I	③	T3C	4,249	SD	25.81	394	91	230/460	22	
25	1800	256T	EM7556T-I	③	T3C	4,879	SD	25.81	403	93	230/460	24	
	1800	284T	EM7558T-I	③	T3C	6,124	SD	28.61	526	93.6	230/460	31	30
30	1800	286T	EM7560T-I	③	T3C	7,480	SD	28.61	499	93.6	230/460	36	
	1800	324T	EM7562T-I	③	T3C	10,008	SD	32.00	737	94.1	230/460	47	
40	1800	326T	EM7564T-I	③	T3C	11,644	SD	32.00	818	94.5	230/460	59	
	1200	365T	EM7585T-I	③	T3C	12,619	SD	33.44	1038	94.1	230/460	60.1	
50	1800	364T	EM7566T-I	③	T3C	13,164	SD	33.44	1023	95	230/460	67.8	
	1800	365T	EM7568T-I	③	T3C	13,703	SD	33.44	1072	95.4	230/460	84.1	
75	1200	405T	EM7587T-I	③	T3C	16,847	SD	38.32	1368	95	230/460	86.9	
	1800	405T	EM7590T-I	③	T3C	17,575	SD	38.32	1448	95.4	460	112	
100	1200	444T	EM7599T-I	③	T3C	20,869	SD	44.97	1854	95	460	115	
	1800	444T	EM7600T-I	③	T3C	21,217	SD	44.97	1881	95.8	460	139	
150	1800	445T	EM7596T-I	③	T3C	23,711	SD	44.97	2038	96.2	460	165	

(a) See notes on inside back flap.

■ Cast iron frame

③ = Class I, Group D, Class II, Group E, F & G

These motor include a UL Listed breather drain and expel internal condensation better than standard XP designs. Internal condensation is more frequently an issue in outdoor and exposed the environment installations that are not operated for extended periods. These explosion-proof motors are not suitable for use with adjustable speed drives. Inverter Duty® explosion-proof motors must be used.

Product family code: XPS

Drill rig duty, three phase, 1.15 service factor

1/2 thru 200 Hp



Features:

- Robust steel and cast iron frame designs
- 1.15 SF, Class F insulation, 40°C ambient
- Suitable for 55°C ambient at 1.0 SF
- DE shaft slinger, UL breather drains
- Normally closed thermostats
- Threaded lead inlet
- IP55 enclosure, marked on nameplate

Applications:

- Customer specified Division 1 hazardous Areas
- On and off shore drill rig service
- Bulk fuel terminals
- Transfer stations
- Fixed speed operation

Hp	RPM	NEMA Frame	Catalog Number	XP Cls/Grp	Temp Code	List Price	Mult. Sym.	"C" Dim.	Aprx. Wt. (lb)	Full Load Efficiency	Voltage	Full Load Amps	Notes (a)
Foot mounted													
1	3600	143T	EM7013T-I	④	T3C	1,298	SD	14.22	51	77	230/460	1.4	19
		143T	EM7013T-I-5	④	T3C	1,298	SD	14.22	51	84	575	1.1	
	1800	143T	EM7014T-I	④	T3C	1,277	SD	14.22	55	85.5	230/460	1.5	19, 30
		143T	EM7014T-I-5	④	T3C	1,277	SD	14.22	55	85.5	575	1.2	
11/2	1200	145T	EM7032T-I	④	T3C	1,416	SD	15.09	62	82.5	230/460	1.8	19, 30
	3600	143T	EM7018T-I	④	T3C	1,288	SD	14.22	54	84	230/460	1.9	19
		145T	EM7034T-I	④	T3C	1,323	SD	15.09	61	86.5	230/460	2.2	19, 30
	1200	182T	EM7020T-I	④	T3C	1,949	SD	18.27	108	87.5	230/460	2.4	19, 30
2	3600	145T	EM7071T-I	④	T3C	1,408	SD	15.09	62	85.5	230/460	2.5	19, 30
		145T	EM7071T-I-5	④	T3C	1,408	SD	15.09	62	85.5	575	2	
	1800	145T	EM7037T-I	④	T3C	1,442	SD	15.97	65	86.5	230/460	2.9	19, 30
		145T	EM7037T-I-5	④	T3C	1,442	SD	15.09	65	86.5	575	2.3	
3	1200	184T	EM7041T-I	④	T3C	2,008	SD	19.52	119	88.5	230/460	3.5	19
	3600	182T	EM7026T-I	④	T3C	1,613	SD	16.77	91	86.5	230/460	3.7	19, 30
		182T	EM7026T-I-5	④	T3C	1,613	SD	18.27	91	87.5	575	2.7	
	1800	182T	EM7042T-I	④	T3C	1,521	SD	18.27	107	89.5	230/460	4.2	19, 30
5	1800	182T	EM7042T-I-5	④	T3C	1,521	SD	18.27	106	89.5	575	3.3	
		1200	213T	EM7036T-I	④	T3C	2,188	SD	20.32	185	89.5	230/460	4.6
	3600	184T	EM7072T-I	④	T3C	2,003	SD	18.27	110	90.2	230/460	5.6	19
		184T	EM7072T-I-5	④	T3C	2,003	SD	18.27	109	89.5	575	4.5	
7 1/2	1800	184T	EM7044T-I	④	T3C	1,886	SD	19.52	122	89.5	230/460	6.5	19, 30
		184T	EM7044T-I-5	④	T3C	1,886	SD	19.52	126	89.5	575	5.2	
	1200	215T	EM7040T-I	④	T3C	2,868	SD	22.32	170	89.5	230/460	7.2	19, 30
		3600	213T	EM7045T-I	④	T3C	2,407	SD	19.57	166	89.5	230/460	9
10	3600	213T	EM7045T-I-5	④	T3C	2,407	SD	19.57	166	89.5	575	7	
		1800	213T	EM7047T-I	④	T3C	2,325	SD	20.32	161	91.7	230/460	9.5
	1200	213T	EM7047T-I-5	④	T3C	2,325	SD	20.32	161	91.7	575	7.6	
		254T	EM7048T-I	④	T3C	3,396	SD	25.50	389	91	230/460	11	19, 30
15	3600	215T	EM7174T-I	④	T3C	2,831	SD	20.03	235	90.2	230/460	11.8	19
		215T	EM7174T-I-5	④	T3C	2,831	SD	20.03	235	90.2	575	9.3	
	1800	215T	EM7170T-I	④	T3C	3,138	SD	20.03	252	92.4	230/460	12.3	19
		215T	EM7170T-I-5	④	T3C	3,138	SD	20.03	252	92.4	575	10.1	
20	1200	256T	EM7065T-I	④	T3C	4,083	SD	25.50	400	91	230/460	15	19, 30
		3600	254T	EM7053T-I	④	T3C	3,201	SD	25.50	352	91	230/460	17.2
	15	254T	EM7053T-I-5	④	T3C	3,201	SD	25.50	352	91	575	13.7	
		1800	254T	EM7054T-I	④	T3C	3,766	SD	25.50	373	92.4	230/460	18.1
25	1800	254T	EM7054T-I-5	④	T3C	3,766	SD	25.50	374	92.4	575	14.6	
		1200	284T	EM7057T-I	④	T3C	6,581	SD	28.61	529	91.7	230/460	21

(a) See notes on inside back flap.

Product family code: XPD

④ = Class I, Group C & D

■ Cast iron frame

These motors include a UL Listed breather drain and expel internal condensation better than standard XP designs. Internal condensation is more frequently an issue in outdoor and exposed environment installations that are not operated for extended periods. These explosion-proof motors are not suitable for use with adjustable speed drives. Inverter Duty® explosion-proof motors must be used.

Drill rig duty, three phase, 1.15 service factor

Hp	RPM	NEMA Frame	Catalog Number	XP Cls/Grp	Temp Code	List Price	Mult. Sym.	"C" Dim.	Aprx. Wt. (lb)	Full Load Efficiency	Voltage	Full Load Amps	Notes (a)	
20	3600	256T	EM7059T-I	④	T3C	4,105	SD	25.50	409	91	230/460	22	19, 30	
		256T	EM7059T-I-5	④	T3C	4,105	SD	25.50	409	91	575	17.5		
	1800	256T	EM7056T-I	④	T3C	4,714	SD	25.50	399	93	230/460	24	19, 30	
		256T	EM7056T-I-5	④	T3C	4,714	SD	25.50	397	93	575	19.2		
25	3600	286T	EM7079T-I	④	T3C	6,757	SD	28.61	558	91.7	230/460	25	19, 30	
		284TS	EM7063T-I	④	T3C	5,463	SD	27.23	552	91.7	230/460	28.5	19	
	1800	284TS	EM7063T-I-5	④	T3C	5,463	SD	27.23	552	91.7	575	23		
		284T	EM7058T-I	④	T3C	5,918	SD	28.61	538	93.6	230/460	31	19, 30	
30	3600	284T	EM7058T-I-5	④	T3C	5,918	SD	28.61	559	93.6	575	24.5		
		324T	EM7082T-I	④	T3C	8,449	SD	32.00	762	93	230/460	32	19, 30	
	1800	286TS	EM7083T-I	④	T3C	6,421	SD	27.23	565	91.7	230/460	33	19	
		286TS	EM7083T-I-5	④	T3C	6,421	SD	27.23	565	91.7	575	26		
40	3600	286T	EM7060T-I	④	T3C	7,216	SD	28.61	579	93.6	230/460	36	19, 30	
		286T	EM7060T-I-5	④	T3C	7,216	SD	28.61	573	93.6	575	29		
	1800	326T	EM7080T-I	④	T3C	9,321	SD	32.00	782	93	230/460	39	19, 30	
		324TS	EM7067T-I	④	T3C	8,565	SD	30.50	684	92.4	230/460	45	19	
50	3600	324TS	EM7067T-I-5	④	T3C	8,565	SD	30.50	684	92.4	575	36		
		324T	EM7062T-I	④	T3C	9,670	SD	32.00	750	94.1	230/460	48	19	
	1800	324T	EM7062T-I-5	④	T3C	9,670	SD	32.00	745	94.1	575	39		
		364T	EM7084T-I	④	T3C	10,803	SD	33.44	1026	94.1	230/460	47.2	19, 30	
60	3600	326TS	EM7081T-I	④	T3C	10,967	SD	30.50	740	93	230/460	56	19, 30	
		326TS	EM7081T-I-5	④	T3C	10,967	SD	30.50	740	93	575	45		
	1800	326T	EM7064T-I	④	T3C	11,249	SD	32.00	850	94.5	230/460	59	19, 30	
		326T	EM7064T-I-5	④	T3C	11,249	SD	32.00	841	94.5	575	47		
75	3600	365T	EM7085T-I	④	T3C	12,193	SD	33.44	1003	94.1	230/460	60.1	19, 30	
		364TS	EM7310T-I	④	T3C	11,779	SD	31.31	984	93.6	230/460	67.3	19, 30	
	1800	364T	EM7066T-I	④	T3C	12,719	SD	33.44	1030	95	230/460	67.8	19, 30	
		364T	EM7066T-I-5	④	T3C	12,719	SD	33.44	1015	95	575	54.2		
100	3600	404T	EM7086T-I	④	T3C	14,246	SD	38.21	1418	94.5	230/460	67.3	19, 30	
		365TS	EM7313T-I	④	T3C	13,254	SD	31.31	993	93.6	230/460	83.4	19, 30	
	1800	365T	EM7068T-I	④	T3C	13,240	SD	33.44	1055	95.4	230/460	84.1	19, 30	
		365T	EM7068T-I-5	④	T3C	13,240	SD	33.44	1064	95.4	575	67.2		
125	3600	405T	EM7087T-I	④	T3C	16,276	SD	38.21	1411	94.5	230/460	84.2	19, 30	
		405T	EM7090T-I	④	T3C	16,981	SD	38.21	1437	95.4	230/460	112	19, 30	
	1800	405T	EM7090T-I-5	④	T3C	16,981	SD	38.21	1446	95.4	575	89.6		
		444T	EM7088T-I	④	T3C	19,008	SD	44.72	1866	95	230/460	115	19	
150	1800	444T	EM74124T-I-4	④	T3C	19,841	SD	44.71	1900	95.4	460	141	19	
		445T	EM7089T-I-4	④	T3C	21,243	SD	44.71	2411	95	460	143	19	
200	1800	447T	EM74154T-I-4	④	T3C	22,174	SD	44.71	2455	95.8	460	165	19	
			EM74204T-I-4	④	T3C	31,693	SD	48.22	2993	96.2	460	221	19	
C-Face, foot mounted														
1/2	1800	56C	CM7006-I	④	T3C	938	SD	13.14	52	80	230/460	0.8	15, 19, 30, 60	
3/4	1800	56C	CM7010-I	④	T3C	956	SD	14.28	50	78.5	230/460	1.4	15, 19	
1	3600	143TC	CEM7013T-I	④	T3C	1,376	SD	14.36	41	77	230/460	1.4	19	
		143TC	CEM7013T-I-5	④	T3C	1,376	SD	14.36	41	84	575	1.1		
	1800	56C	CEM7014-I	④	T3C	1,365	SD	14.28	51	85.5	230/460	1.5	19	
		143TC	CEM7014T-I	④	T3C	1,375	SD	14.36	51	85.5	230/460	1.5	19	
11/2	3600	143TC	CEM7014T-I-5	④	T3C	1,375	SD	14.36	51	85.5	575	1.2		
		1200	145TC	CEM7032T-I	④	T3C	1,514	SD	15.23	49	82.5	230/460	1.8	19, 30
	1800	143TC	CEM7018T-I	④	T3C	1,386	SD	14.36	47	84	230/460	1.9	19	
		1800	145TC	CEM7034T-I	④	T3C	1,563	SD	15.23	61	86.5	230/460	2.2	19, 30
2	3600	1200	182TC	CEM7020T-I	④	T3C	2,264	SD	19.59	102	87.5	230/460	2.4	19, 30
		145TC	CEM7071T-I	④	T3C	1,506	SD	15.23	55	85.5	230/460	2.5	19, 30	
	1800	145TC	CEM7071T-I-5	④	T3C	1,506	SD	15.23	55	85.5	575	2		
		145TC	CEM7037T-I	④	T3C	1,657	SD	16.10	66	86.5	230/460	2.9	19, 30	
2	1200	145TC	CEM7037T-I-5	④	T3C	1,657	SD	16.10	76	88.5	575	2.2		
		184TC	CEM7041T-I	④	T3C	2,323	SD	20.84	105	88.5	230/460	3.5	19	

(a) See notes on inside back flap.

Product family code: XPD

④ = Class I, Group C & D

Red catalog number indicates NEW product.

Cast iron frame

These motor include a UL Listed breather drain and expel internal condensation better than standard XP designs. Internal condensation is more frequently an issue in outdoor and exposed the environment installations that are not operated for extended periods. These explosion-proof motors are not suitable for use with adjustable speed drives. Inverter Duty® explosion-proof motors must be used.

Drill rig duty, three phase, 1.15 service factor

Hp	RPM	NEMA Frame	Catalog Number	XP Cls/Grp	Temp Code	List Price	Mult. Sym.	"C" Dim.	Aprx. Wt. (lb)	Full Load Efficiency	Voltage	Full Load Amps	Notes (a)
3	3600	182TC	CEM7026T-I	④	T3C	1,928	SD	18.09	80	86.5	230/460	3.7	19, 30
		182TC	CEM7026T-I-5	④	T3C	1,928	SD	18.09	80	86.5	575	2.9	
	1800	182TC	CEM7042T-I	④	T3C	1,866	SD	19.59	117	89.5	230/460	4.2	19, 30
		182TC	CEM7042T-I-5	④	T3C	1,866	SD	19.59	108	89.5	575	3.3	
5	1200	213TC	CEM7036T-I	④	T3C	2,529	SD	21.07	175	89.5	230/460	4.6	19, 30
		3600	184TC	CEM7072T-I	④	T3C	2,318	SD	19.59	91	90.2	230/460	5.6
	3600	184TC	CEM7072T-I-5	④	T3C	2,318	SD	19.59	91	88.5	575	4.8	
		1800	184TC	CEM7044T-I	④	T3C	2,256	SD	20.84	136	89.5	230/460	6.5
7 1/2	1200	184TC	CEM7044T-I-5	④	T3C	2,256	SD	20.84	136	89.5	575	5.2	
		215TC	CEM7040T-I	④	T3C	3,209	SD	23.07	180	89.5	230/460	7.2	19, 30
	3600	213TC	CEM7045T-I	④	T3C	2,748	SD	20.32	149	89.5	230/460	9	19
		213TC	CEM7045T-I-5	④	T3C	2,748	SD	20.32	149	89.5	575	7	
10	1800	213TC	CEM7047T-I	④	T3C	2,646	SD	21.07	161	91.7	230/460	9.5	19, 30
		213TC	CEM7047T-I-5	④	T3C	2,646	SD	21.07	161	91.7	575	7.6	
	1200	254TC	CEM7048T-I	④	T3C	4,749	SD	26.00	393	91	230/460	11	19, 30
		3600	215TC	CEM7174T-I	④	T3C	3,172	SD	20.78	212	90.2	230/460	11.8
15	3600	215TC	CEM7174T-I-5	④	T3C	3,172	SD	20.78	212	90.2	575	9.3	
		1800	215TC	CEM7170T-I	④	T3C	3,219	SD	20.78	252	92.4	230/460	12.3
	1200	215TC	CEM7170T-I-5	④	T3C	3,219	SD	20.78	252	92.4	575	10.1	
		256TC	CEM7065T-I	④	T3C	5,436	SD	26.00	412	91	230/460	15	19, 30
20	3600	254TC	CEM7053T-I	④	T3C	4,554	SD	26.00	349	91	230/460	17.2	19
		254TC	CEM7053T-I-5	④	T3C	4,554	SD	26.00	359	91	575	13.7	
	1800	254TC	CEM7054T-I	④	T3C	5,324	SD	26.00	383	92.4	230/460	18.1	19, 30
		254TC	CEM7054T-I-5	④	T3C	5,324	SD	26.00	374	92.4	575	14.6	
25	1200	284TC	CEM7057T-I	④	T3C	8,317	SD	28.61	552	91.7	230/460	21	19
		3600	256TC	CEM7059T-I	④	T3C	5,458	SD	26.00	413	91	230/460	22
	3600	256TC	CEM7059T-I-5	④	T3C	5,458	SD	26.00	409	91	575	17.5	
		1800	256TC	CEM7056T-I	④	T3C	6,310	SD	26.00	409	93	230/460	24
30	1200	256TC	CEM7056T-I-5	④	T3C	6,310	SD	26.00	393	93	575	19.2	
		286TC	CEM7079T-I	④	T3C	8,493	SD	28.61	566	91.7	230/460	25	19, 30
	3600	284TSC	CEM7063T-I	④	T3C	7,199	SD	27.23	560	91.7	230/460	28.5	19
		284TSC	CEM7063T-I-5	④	T3C	7,199	SD	27.23	560	91.7	575	23	
40	1800	284TC	CEM7058T-I	④	T3C	7,727	SD	28.61	563	93.6	230/460	31	19, 30
		284TC	CEM7058T-I-5	④	T3C	7,727	SD	28.61	559	93.6	575	24.5	
	1200	324TC	CEM7082T-I	④	T3C	10,850	SD	32.00	741	93	230/460	32	19, 30
		3600	286TSC	CEM7083T-I	④	T3C	8,157	SD	27.23	495	91.7	230/460	33
50	3600	286TSC	CEM7083T-I-5	④	T3C	8,157	SD	27.23	495	91.7	575	26	
		1800	286TC	CEM7060T-I	④	T3C	8,967	SD	28.61	572	93.6	230/460	36
	1200	286TC	CEM7060T-I-5	④	T3C	8,967	SD	28.61	573	93.6	575	29	
		326TC	CEM7080T-I	④	T3C	11,722	SD	32.00	766	93	230/460	39	19, 30
60	3600	324TSC	CEM7067T-I	④	T3C	10,966	SD	30.50	750	92.4	230/460	45	19
		324TSC	CEM7067T-I-5	④	T3C	10,966	SD	30.50	751	92.4	575	36	
	1800	324TC	CEM7062T-I	④	T3C	11,961	SD	32.00	721	94.1	230/460	48	19
		324TC	CEM7062T-I-5	④	T3C	11,961	SD	32.00	720	94.1	575	39	
75	1200	364TC	CEM7084T-I	④	T3C	13,472	SD	33.44	886	94.1	230/460	47.2	19, 30
		3600	326TSC	CEM7081T-I	④	T3C	13,368	SD	30.50	766	93	230/460	56
	3600	326TSC	CEM7081T-I-5	④	T3C	13,368	SD	30.50	766	93	575	45	
		1800	326TC	CEM7064T-I	④	T3C	13,601	SD	32.00	771	94.5	230/460	59
100	1800	326TC	CEM7064T-I-5	④	T3C	13,601	SD	32.00	800	94.5	575	47	
		364TC	CEM7066T-I	④	T3C	15,388	SD	33.44	910	95	230/460	67.8	19, 30
100	1800	365TC	CEM7068T-I	④	T3C	15,909	SD	33.44	977	95.4	230/460	84.1	19, 30
		405TC	CEM7090T-I	④	T3C	19,650	SD	38.21	1375	95.4	230/460	112	19, 30

(a) See notes on inside back flap.

Product family code: XPD

④ = Class I, Group C & D

■ Cast iron frame

These motor include a UL Listed breather drain and expel internal condensation better than standard XP designs. Internal condensation is more frequently an issue in outdoor and exposed the environment installations that are not operated for extended periods. These explosion-proof motors are not suitable for use with adjustable speed drives. Inverter Duty® explosion-proof motors must be used.

Information

Single phase

General purpose

Severe duty

Large AC

Washdown duty

Explosion proof

Pump

HVAC

Farm duty

Drill rig duty, three phase, 1.15 service factor

Hp	RPM	NEMA Frame	Catalog Number	XP Cls/Grp	Temp Code	List Price	Mult. Sym.	"C" Dim.	Aprx. Wt. (lb)	Full Load Efficiency	Voltage	Full Load Amps	Notes (a)
C-Face, footless													
1/2	1800	56C	VM7006-I	④	T3C	858	SD	13.14	51	80	230/460	0.8	19, 30, 60
3/4	1800	56C	VM7010-I	④	T3C	953	SD	14.31	48	78.5	230/460	1.4	19
1	1800	56C	VEM7014-I	④	T3C	1,366	SD	14.31	52	85.5	230/460	1.5	19, 30
		143TC	VEM7014T-I	④	T3C	1,366	SD	14.36	52	85.5	230/460	1.5	19, 30
11/2	1800	56C	VEM7034-I	④	T3C	1,554	SD	15.17	56	86.5	230/460	2.2	19, 30
		145TC	VEM7034T-I	④	T3C	1,554	SD	15.23	59	86.5	230/460	2.2	19, 30
2	1800	145TC	VEM7037T-I	④	T3C	1,648	SD	16.10	62	86.5	230/460	2.9	19, 30
3	1800	182TC	VEM7042T-I	④	T3C	1,851	SD	19.59	108	89.5	230/460	4.2	19, 30
5	1800	184TC	VEM7044T-I	④	T3C	2,241	SD	20.84	122	89.5	230/460	6.5	19, 30
7 1/2	1800	213TC	VEM7047T-I	④	T3C	2,626	SD	21.06	170	91.7	230/460	9.5	19, 30
10	1800	215TC	VEM7170T-I	④	T3C	3,199	SD	20.77	252	92.4	230/460	12.3	19, 30
15	1800	254TC	VEM7054T-I	④	T3C	4,609	SD	26.00	374	92.4	230/460	18.1	19, 30
20	1800	256TC	VEM7056T-I	④	T3C	5,467	SD	26.00	393	93	230/460	24	19, 30
25	1800	284TC	VEM7058T-I	④	T3C	6,688	SD	28.67	560	93.6	230/460	31	19, 30
30	1800	286TC	VEM7060T-I	④	T3C	7,767	SD	28.67	572	93.6	230/460	36	19, 30
40	1800	324TC	VEM7062T-I	④	T3C	10,349	SD	32.00	721	94.1	230/460	48	19
50	1800	326TC	VEM7064T-I	④	T3C	11,776	SD	32.00	771	94.5	230/460	59	19, 30

(a) See notes on inside back flap.

Product family code: XPD

④ = Class I, Group C & D

■ Cast iron frame

These motor include a UL Listed breather drain and expel internal condensation better than standard XP designs. Internal condensation is more frequently an issue in outdoor and exposed the environment installations that are not operated for extended periods. These explosion-proof motors are not suitable for use with adjustable speed drives. Inverter Duty® explosion-proof motors must be used.

Drill rig duty, single phase, C-Face, 1.15 service factor, foot mounted

1/3 thru 1 Hp



Features:

- Steel band frame, cast iron endplates and conduit box
- 1.15 SF, Class F insulation, 40°C ambient
- Suitable for 55°C ambient at 1.0 SF
- DE shaft slinger, UL breather drains
- Normally closed thermostats
- Threaded lead inlet
- IP55 enclosure, marked on nameplate

Applications:

- Customer specified Division 1 hazardous areas
- Chemical, oil & gas
- Fixed speed operation

Hp	RPM	NEMA Frame	Catalog Number	XP Cls/Grp	Temp Code	List Price	Mult. Sym.	"C" Dim.	Aprx. Wt. (lb)	Full Load Efficiency	Voltage	Full Load Amps	Notes (a)
1/3	1800	56C	CL5001-I	④	T3C	911	K	14.31	47	55	115/208-230	3.3	
1/2	1800	56C	CL5004-I	④	T3C	912	K	14.31	53	68	115/208-230	3.7	
3/4	1800	56C	CL5007-I	④	T3C	974	K	15.17	60	68	115/208-230	5.3	
1	1800	56C	CL5023-I	④	T3C	1,049	K	16.05	66	68	115/230	6	30

(a) See notes on inside back flap.

Product family code: XDI

④ = Class I, Group C & D

These motor include a UL Listed breather drain and expel internal condensation better than standard XP designs. Internal condensation is more frequently an issue in outdoor and exposed the environment installations that are not operated for extended periods. These explosion-proof motors are not suitable for use with adjustable speed drives. Inverter Duty® explosion-proof motors must be used.

Drill rig duty, close-coupled pump, 230/460 & 575 volts

3 thru 10 Hp



Features:

- Cast iron frame, endplates, conduit box and fan cover
- 1.15 SF, Class F insulation, 40°C ambient
- Suitable for 55°C ambient at 1.0 SF
- DE shaft slinger, UL breather drains
- Normally closed thermostats
- Threaded lead inlet
- IP55 enclosure, marked on nameplate

Applications:

- Customer specified Division 1 hazardous areas
- Chemical, oil & gas industrial pumps
- Fixed speed operation

Hp	RPM	NEMA Frame	Catalog Number	XP Cls/Grp	Temp Code	List Price	Mult. Sym.	"C" Dim.	Aprx. Wt. (lb)	Full Load Efficiency	Voltage	Full Load Amps	Notes (a)
230/460 volts													
3	1800	182JP	EJPM7142T-I	④	T3C	2,112	L1	22.09	127	89.5	230/460	4.1	1, 19, 30
5	1800	184JP	EJPM7144T-I	④	T3C	2,472	L1	22.09	152	89.5	230/460	6.6	1, 19, 30
7 1/2	1800	213TCZ	EJPM71147T-I	④	T3C	2,804	L1	25.65	225	91.7	230/460	9.5	1, 19, 97
10	1800	215TCZ	EJPM71170T-I	④	T3C	3,473	L1	25.65	252	92.4	230/460	12.3	19, 97
575 volts													
3	1800	182JP	EJPM7142T-I-5	④	T3C	2,112	L1	22.09	127	89.5	575	3.2	1, 30
5	1800	184JP	EJPM7144T-I-5	④	T3C	2,472	L1	22.09	152	89.5	575	5.3	1, 30
7 1/2	1800	213TCZ	EJPM71147T-I-5	④	T3C	2,804	L1	25.65	228	91.7	575	7.5	1, 97
10	1800	215TCZ	EJPM71170T-I-5	④	T3C	3,473	L1	25.65	252	92.4	575	10.1	97

(a) See notes on inside back flap. ④ = Class I, Group C & D
 ■ Cast iron frame

Product family code: XPP

These motor include a UL Listed breather drain and expel internal condensation better than standard XP designs. Internal condensation is more frequently an issue in outdoor and exposed the environment installations that are not operated for extended periods. These explosion-proof motors are not suitable for use with adjustable speed drives. Inverter Duty® explosion-proof motors must be used.

Explosion proof, jet pump, footless

1/2 thru 2 Hp



Features:

- NEMA 56J jet pump mounting
- Steel band frame, cast iron endplates
- Oversized ball bearings, locked DE
- Auto thermal overload (< 1 Hp), normally closed thermostats (>1 Hp)
- Threaded lead inlet

Applications:

- Customer specified Division 1 hazardous areas
- Wastewater
- Industrial pumps
- Fixed speed operation

Hp	RPM	NEMA Frame	Catalog Number	XP Cls/Grp	Temp Code	List Price	Mult. Sym.	"C" Dim.	Aprx. Wt. (lb)	Full Load Efficiency	Voltage	Full Load Amps	Notes (a)
Single phase													
1/2	3600	56J	JL5003A	②	T4	691	K	14.79	37	55	115/230	3.9	15
3/4	3600	56J	JL5006A	②	T4	773	K	15.68	37	62	115/230	4.9	15
1	3600	56J	JL5009A	②	T4	828	K	15.68	49	66	115/230	6	15
1 1/2	3600	56J	JL5030	②	T3C	1,065	K	15.68	52	70	115/208-230	7.5	15
2	3600	56J	JL5031	②	T3C	1,157	K	16.56	60	74	115/208-230	11.5	15
Three phase													
1	3600	56J	EJM7013	②	T3C	1,056	K	14.72	32	77	230/460	1.4	30
1 1/2	3600	56J	EJM7018	②	T3C	1,076	K	14.79	47	84	230/460	1.9	30
2	3600	56J	EJM7071	②	T3C	1,127	K	15.67	55	85.5	230/460	2.5	30

(a) See notes on inside back flap.
 ② = Class I, Group D, Class II, Group F & G

Product family code: single phase X1P, three phase XPP

CAUTION: Explosion-proof motors have a tight fit between mating parts to ensure the integrity of the explosion-proof enclosure. This can lead to an accumulation of moisture inside the motors due to condensation. If internal condensation buildup is a concern for your XP motor application, select a motor that includes UL listed breather drain. These explosion-proof motors are not suitable for use with adjustable speed drives. Inverter Duty® explosion-proof motors must be used.

Explosion proof, close-coupled pump, three phase

3 thru 10 Hp



Features:

- NEMA JM pump mounting
- Steel band frame, cast iron endplates
- Oversized ball bearings, locked DE
- Normally closed thermostats
- Threaded lead inlet

Applications:

- Customer specified Division 1 hazardous areas
- Wastewater
- Industrial pumps
- Fixed speed operation

Hp	RPM	NEMA Frame	Catalog Number	XP Cls/Grp	Temp Code	List Price	Mult. Sym.	"C" Dim.	Aprx. Wt. (lb)	Full Load Efficiency	Voltage	Full Load Amps	Notes (a)
3	3600	145JM	EJMM7075T	①	T3C	1,686	L1	18.67	72	86.5	230/460	3.6	30
		182JM	EJMM7026T	①	T2C	1,895	L1	18.98	90	86.5	230/460	3.7	30
5	3600	184JM	EJMM7072T	①	T2C	2,278	L1	20.36	112	88.5	230/460	5.9	30
		184JM	EJMM7073T	①	T2C	2,561	L1	21.86	120	89.5	230/460	8.4	30
7 1/2	3600	213JM	EJMM7045T	①	T2C	3,002	L1	20.05	170	89.5	230/460	9	30
10	3600	215JM	EJMM7074T	①	T2C	3,399	L1	20.05	175	90.2	230/460	11.8	30

(a) See notes on inside back flap.

Product family code: XPP

① = Class I, Group D

CAUTION: Explosion-proof motors have a tight fit between mating parts to ensure the integrity of the explosion-proof enclosure. This can lead to an accumulation of moisture inside the motors due to condensation. If internal condensation buildup is a concern for your XP motor application, select a motor that includes UL listed breather drain. These explosion-proof motors are not suitable for use with adjustable speed drives. Inverter Duty[®] explosion-proof motors must be used.

Explosion proof, brake motor, three phase, C-Face

1/2 thru 5 Hp



Features:

- Spring set brake, power off operation manual brake release
- Brake resets automatically
- External, separately wired brake
- Normally closed thermostats
- Threaded lead inlet

Applications:

- Customer specified Division 1 hazardous areas
- Stopping and holding brake motor
- Fixed speed operation

Hp	RPM	NEMA Frame	Catalog Number	XP Cls/Grp	Temp Code	List Price	Mult. Sym.	"C" Dim.	Aprx. Wt. (lb)	Full Load Efficiency	Voltage	Full Load Amps	Brake Rating (b)	Notes (a)
1/2	1800	56C	CBM7006	②	T3C	3,306	K	19.44	95	80	208-230/460	0.8	3	30, 41, 60
3/4	1800	56C	CBM7010	①	T2C	3,682	K	19.13	93	78.5	208-230/460	1.4	6	2, 30, 41, 60
1	1800	143TC	CEBM7014T	②	T3C	4,881	L1	20.37	99	87.5	230/460	1.5	6	2, 30, 41, 60
2	1800	182TC	CEBM7023T	②	T3C	5,908	L1	23.24	145	86.5	230/460	3	10	2, 41, 60
3	1800	182TC	CEBM7142T	②	T3C	6,217	L1	27.20	240	89.5	230/460	12	15	41
5	1800	184TC	CEBM7144T	②	T3C	7,489	L1	30.83	289	89.5	230/460	13	25	40

(a) See notes on inside back flap.

Product family code: XPM

(b) Brake torque rating in lb.-ft.

Cast iron frame

① = Class I, Group D

② = Class I, Group D, Class II, Group F & G

CAUTION: Explosion-proof motors have a tight fit between mating parts to ensure the integrity of the explosion-proof enclosure. This can lead to an accumulation of moisture inside the motors due to condensation. If internal condensation buildup is a concern for your XP motor application, select a motor that includes UL listed breather drain. These explosion-proof motors are not suitable for use with adjustable speed drives. Inverter duty explosion-proof motors must be used.

Explosion proof, inverter duty, Class I, Group D, C-Face, foot mounted

3 thru 20 Hp



Features:

- Cast Iron frame, endplates and conduit box
- Inverter duty nameplate
- Normally closed thermostats
- Threaded lead inlet
- Low noise vibration dampening bases

Applications:

- Customer specified Division 1 hazardous areas
- Fixed speed and Inverter operation

Hp	Base Speed RPM	C.H. Speed RPM	NEMA Frame	Catalog Number	XP Cls/ Grp	Temp Code	List Price	Mult. Sym.	"C" Dim.	Aprx. Wt. (lb)	Full Load Efficiency	Voltage	Full Load Amps	Notes (a)
C-Face foot mounted, 2:1 constant torque, 10:1 variable torque ratings														
3	1800	2700	182TC	IDXM7142T	Ⓜ	T2B	1,715	L1	18.24	145	89.5	230/460	4.1	
5	1800	2700	184TC	IDXM7144T	Ⓜ	T2B	2,040	L1	18.24	161	89.5	230/460	6.5	
7 1/2	1800	2700	213TC	IDXM7147T	Ⓜ	T2B	2,565	L1	20.69	227	91.7	230/460	9.5	
10	1800	2700	215TC	IDXM7170T	Ⓜ	T2B	3,516	L1	20.69	231	92.4	208-230/460	12.5	30
15	1800	2700	254TC	IDXM7054T	Ⓜ	T2B	4,026	L1	26.00	373	92.4	230/460	18.1	
20	1800	2700	256TC	IDXM7056T	Ⓜ	T2B	5,224	L1	26.00	408	93	230/460	24	
C-Face foot mounted, 10:1 constant torque and variable torque ratings														
3	1800	2700	182TC	IDXM7542T	Ⓜ	T2B	1,799	L1	18.24	146	89.5	230/460	4.1	
5	1800	2700	213TC	IDXM7544T	Ⓜ	T2B	2,621	L1	20.65	212	90.2	230/460	6.7	
7 1/2	1800	2700	215TC	IDXM7547T	Ⓜ	T2B	3,685	L1	20.65	226	91.7	230/460	9.5	
10	1800	2700	254TC	IDXM7570T	Ⓜ	T2B	4,124	L1	26.00	392	91.7	230/460	12.4	
15	1800	2700	256TC	IDXM7554T	Ⓜ	T2B	5,348	L1	26.00	392	92.4	230/460	18.1	

(a) See notes on inside back flap. Ⓜ = Class I, Group D

Product family code: XPV

Cast iron frame

CAUTION: Explosion-proof motors have a tight fit between mating parts to ensure the integrity of the explosion-proof enclosure. This can lead to an accumulation of moisture inside the motors due to condensation. If internal condensation buildup is a concern for your XP motor application, select a motor that includes UL listed breather drain.

Explosion proof, inverter duty, Class I, Group D; Class II, Group F&G, C-Face, foot mounted, 10:1 CT, 10:1 VT

1/3 thru 2 Hp



Features:

- Steel band frame, cast iron endplates
- Inverter duty nameplate
- Threaded lead inlet
- Normally closed thermostats

Applications:

- Customer specified Division 1 hazardous areas
- Fixed speed and Inverter operation

Hp	Base Speed RPM	C.H. Speed RPM	NEMA Frame	Catalog Number	XP Cls/ Grp	Temp Code	List Price	Mult. Sym.	"C" Dim.	Aprx. Wt. (lb)	Full Load Efficiency	Voltage	Full Load Amps	Notes (a)
1/3	1800	2700	56C	IDXM7002	Ⓜ	T3C	1,190	L1	14.30	43	80	230/460	0.55	
1/2	1800	2700	56C	IDXM7006	Ⓜ	T3C	1,223	L1	14.30	39	82.5	230/460	0.8	
3/4	1800	2700	56C	IDXM7010	Ⓜ	T3C	1,250	L1	14.30	43	84	230/460	1.1	
1	1800	2700	143TC	IDXM7014T	Ⓜ	T3C	1,392	L1	14.33	52	85.5	230/460	1.5	
1 1/2	1800	2700	145TC	IDXM7034T	Ⓜ	T3C	1,442	L1	15.21	60	86.5	230/460	2.2	
2	1800	2700	145TC	IDXM7037T	Ⓜ	T3C	1,577	L1	16.09	63	88.5	230/460	2.8	

(a) See notes on inside back flap.

Product family code: XPV

Ⓜ = Class I, Group D, Class II, Group F & G

CAUTION: Explosion-proof motors have a tight fit between mating parts to ensure the integrity of the explosion-proof enclosure. This can lead to an accumulation of moisture inside the motors due to condensation. If internal condensation buildup is a concern for your XP motor application, select a motor that includes UL listed breather drain.

Explosion proof, inverter duty, Class I, Group C&D; Class II, Group F&G, T3C (160°C) temperature code, 4:1 CT, 10:1 VT

3 thru 75 Hp



Features:

- Cast iron frame, endplates and conduit box
- 1.15 SF on sine wave, 1.0 SF on Inverter, 40°C ambient
- Inverter duty nameplate
- Normally closed thermostats
- Threaded lead inlet
- UL breather drains

Applications:

- Customer specified Division 1 hazardous areas
- Fixed speed and Inverter operation

Hp	Base Speed RPM	C.H. Speed RPM	NEMA Frame	Catalog Number	XP Cls/Grp	Temp Code	List Price	Mult. Sym.	"C" Dim.	Aprx. Wt. (lb)	Full Load Efficiency	Voltage	Full Load Amps	Notes (a)
Foot mounted														
3	3600	5400	182T	IDXM7026T-C	Ⓢ	T3C	1,514	L1	17.56	127	86.5	230/460	7.6	20
	1800	2700	182T	IDXM7542T-C	Ⓢ	T3C	1,577	L1	17.56	175	89.5	230/460	4.1	20
	1200	1800	213T	IDXM7036T-C	Ⓢ	T3C	2,229	L1	19.91	225	90.2	230/460	9	20
5	3600	5400	184T	IDXM7072T-C	Ⓢ	T3C	1,864	L1	17.56	145	88.5	230/460	11.4	20
	1800	2700	184T	IDXM7544T-C	Ⓢ	T3C	1,902	L1	17.56	225	89.5	230/460	6.6	20
7.5	3600	5400	213T	IDXM7073T-C	Ⓢ	T3C	2,394	L1	19.91	216	91.7	230/460	17.2	20
	1800	2700	213T	IDXM7547T-C	Ⓢ	T3C	2,468	L1	19.91	250	91.7	230/460	9.5	20
	1200	1800	254T	IDXM7048T-C	Ⓢ	T3C	3,621	L1	25.44	374	91	230/460	22	20
10	3600	5400	215T	IDXM7074T-C	Ⓢ	T3C	3,282	L1	19.91	212	90.2	230/460	23.6	20
	1800	2700	215T	IDXM7570T-C	Ⓢ	T3C	3,419	L1	19.91	300	91.7	230/460	12.2	20
	1200	1800	256T	IDXM7065T-C	Ⓢ	T3C	4,332	L1	25.44	410	91	230/460	28.4	20
15	3600	5400	254T	IDXM7053T-C	Ⓢ	T3C	3,731	L1	25.44	349	91	230/460	34.4	20
	1800	2700	254T	IDXM7554T-C	Ⓢ	T3C	3,846	L1	25.44	350	92.4	230/460	18.1	20
	1200	2700	284T	IDXM7057T-C	Ⓢ	T3C	6,829	L1	28.61	478	91.7	230/460	42	20
20	3600	5400	256T	IDXM7059T-C	Ⓢ	T3C	4,943	L1	25.44	390	91	230/460	44	20
	1800	2700	256T	IDXM7556T-C	Ⓢ	T3C	5,044	L1	25.44	400	93	230/460	24	20
	1200	1800	286T	IDXM7079T-C	Ⓢ	T3C	7,123	L1	28.61	494	91.7	230/460	54	20
25	3600	5400	284TS	IDXM7063T-C	Ⓢ	T3C	6,499	L1	27.23	330	91.7	230/460	56	20
	1800	2700	284T	IDXM7558T-C	Ⓢ	T3C	6,700	L1	28.61	450	93.6	230/460	31	20
	1200	1800	324T	IDXM7082T-C	Ⓢ	T3C	8,858	L1	32.00	619	93	230/460	63	20
30	3600	5400	286TS	IDXM7083T-C	Ⓢ	T3C	7,901	L1	27.23	530	91.7	230/460	68	20
	1800	2700	286T	IDXM7560T-C	Ⓢ	T3C	8,060	L1	28.61	500	93.6	230/460	36	20
	1200	1800	326T	IDXM7080T-C	Ⓢ	T3C	9,911	L1	32.00	650	93	230/460	78	20
40	3600	5400	324TS	IDXM7067T-C	Ⓢ	T3C	10,401	L1	30.50	745	92.4	230/460	90	20
	1800	2700	324T	IDXM7562T-C	Ⓢ	T3C	10,723	L1	32.00	825	94.1	230/460	47	20
	1200	3000	364T	IDXM7084T-C	Ⓢ	T3C	11,857	L1	31.35	908	94.1	230/460	103	20
50	3600	5400	326TS	IDXM7081T-C	Ⓢ	T3C	11,880	L1	30.50	654	93	230/460	112	20
	1800	2700	326T	IDXM7564T-C	Ⓢ	T3C	12,375	L1	32.00	900	94.5	230/460	59	20
	1200	3000	365T	IDXM7085T-C	Ⓢ	T3C	13,729	L1	31.35	982	94.1	230/460	124	20
60	3600	4200	364TS	IDXM7310T-C	Ⓢ	T3C	13,695	L1	31.35	999	93.6	230/460	130	20
	1800	2700	364T	IDXM7566T-C	Ⓢ	T3C	14,266	L1	33.44	965	95	230/460	68	20
	1200	3000	404T	IDXM7086T-C	Ⓢ	T3C	16,964	L1	38.22	1322	94.5	230/460	138	20
75	3600	4200	365TS	IDXM7313T-C	Ⓢ	T3C	14,283	L1	31.35	1005	93.6	230/460	164	20
	1800	2700	365T	IDXM7568T-C	Ⓢ	T3C	14,725	L1	33.44	1326	95.4	230/460	85.9	20
	1200	3000	405T	IDXM7087T-C	Ⓢ	T3C	17,570	L1	38.22	1322	94.5	230/460	174	20

(a) See notes on inside back flap.

Product family code: XPV

Ⓢ = Class I, Group C & D, Class II, Group F & G

■ Cast iron frame

Red catalog number indicates **NEW** product.

These motor include a UL Listed breather drain and expel internal condensation better than standard XP designs. Internal condensation is more frequently an issue in outdoor and exposed environment installations that are not operated for extended periods.

Information

Single phase

General purpose

Severe duty

Large AC

Washdown duty

Explosion proof

Pump

HVAC

Farm duty

Explosion proof, inverter duty, Class I, Group C&D; Class II, Group F&G, T3C (160°C) temperature code, 4:1 CT, 10:1 VT

Hp	Base Speed RPM	C.H. Speed RPM	NEMA Frame	Catalog Number	XP Cls/Grp	Temp Code	List Price	Mult. Sym.	"C" Dim.	Aprx. Wt. (lb)	Full Load Efficiency	Voltage	Full Load Amps	Notes (a)
C-Face foot mounted														
3	3600	5400	182TC	IDXCM7026T-C	Ⓢ	T3C	1,829	L1	18.31	127	86.5	230/460	7.6	20
	1800	2700	182TC	IDXCM7542T-C	Ⓢ	T3C	1,892	L1	17.56	175	89.5	230/460	4.1	20
	1200	1800	213TC	IDXCM7036T-C	Ⓢ	T3C	2,570	L1	20.77	225	90.2	230/460	9	20
5	3600	5400	184TC	IDXCM7072T-C	Ⓢ	T3C	2,179	L1	18.31	145	88.5	230/460	11.4	20
	1800	2700	184TC	IDXCM7544T-C	Ⓢ	T3C	2,217	L1	17.56	225	89.5	230/460	6.6	20
7.5	3600	5400	213TC	IDXCM7073T-C	Ⓢ	T3C	2,735	L1	20.77	216	91.7	230/460	17.2	20
	1800	2700	213TC	IDXCM7547T-C	Ⓢ	T3C	2,809	L1	19.91	250	91.7	230/460	9.5	20
	1200	1800	254TC	IDXCM7048T-C	Ⓢ	T3C	4,134	L1	26.00	374	91	230/460	22	20
10	3600	5400	215TC	IDXCM7074T-C	Ⓢ	T3C	3,623	L1	20.77	212	90.2	230/460	23.6	20
	1800	2700	215TC	IDXCM7570T-C	Ⓢ	T3C	3,760	L1	19.91	300	91.7	230/460	12.2	20
	1200	1800	256TC	IDXCM7065T-C	Ⓢ	T3C	4,845	L1	26.00	410	91	230/460	28.4	20
15	3600	5400	254TC	IDXCM7053T-C	Ⓢ	T3C	4,244	L1	26.00	349	91	230/460	34.4	20
	1800	2700	254TC	IDXCM7554T-C	Ⓢ	T3C	4,359	L1	25.44	350	92.4	230/460	18.1	20
	1200	2700	284TC	IDXCM7057T-C	Ⓢ	T3C	7,687	L1	28.61	439	91.7	230/460	42	20
20	3600	5400	256TC	IDXCM7059T-C	Ⓢ	T3C	5,456	L1	26.00	390	91	230/460	44	20
	1800	2700	256TC	IDXCM7556T-C	Ⓢ	T3C	5,557	L1	25.44	400	93	230/460	24	20
	1200	1800	286TC	IDXCM7079T-C	Ⓢ	T3C	7,981	L1	28.61	444	91.7	230/460	54	20
25	3600	5400	284TSC	IDXCM7063T-C	Ⓢ	T3C	7,357	L1	27.24	429	91.7	230/460	56	20
	1800	2700	284TC	IDXCM7558T-C	Ⓢ	T3C	7,558	L1	28.61	450	93.6	230/460	31	20
	1200	1800	324TC	IDXCM7082T-C	Ⓢ	T3C	10,098	L1	32.00	741	93	230/460	63	20
30	3600	5400	286TSC	IDXCM7083T-C	Ⓢ	T3C	8,759	L1	27.24	450	91.7	230/460	68	20
	1800	2700	286TC	IDXCM7560T-C	Ⓢ	T3C	8,918	L1	28.61	500	93.6	230/460	36	20
	1200	1800	326TC	IDXCM7080T-C	Ⓢ	T3C	11,151	L1	32.00	766	93	230/460	78	20
40	3600	5400	324TSC	IDXCM7067T-C	Ⓢ	T3C	11,641	L1	30.50	745	92.4	230/460	90	20
	1800	2700	324TC	IDXCM7562T-C	Ⓢ	T3C	11,963	L1	32.00	825	94.1	230/460	47	20
	1200	3000	364TC	IDXCM7084T-C	Ⓢ	T3C	13,432	L1	33.48	908	94.1	230/460	103	20
50	3600	5400	326TSC	IDXCM7081T-C	Ⓢ	T3C	13,120	L1	30.50	766	93	230/460	112	20
	1800	2700	326TC	IDXCM7564T-C	Ⓢ	T3C	13,615	L1	32.00	900	94.5	230/460	59	20
	1200	3000	365TC	IDXCM7085T-C	Ⓢ	T3C	15,304	L1	33.48	982	94.1	230/460	124	20
60	3600	4200	364TSC	IDXCM7310T-C	Ⓢ	T3C	15,270	L1	31.36	999	93.6	230/460	130	20
	1800	2700	364TC	IDXCM7566T-C	Ⓢ	T3C	15,841	L1	33.44	910	95	230/460	68	20
	1200	3000	404TC	IDXCM7086T-C	Ⓢ	T3C	19,055	L1	38.22	1322	94.5	230/460	138	20
75	3600	4200	365TSC	IDXCM7313T-C	Ⓢ	T3C	15,858	L1	31.36	1005	93.6	230/460	164	20
	1800	2700	365TC	IDXCM7568T-C	Ⓢ	T3C	16,300	L1	33.44	965	95.4	230/460	85.9	20
	1200	3000	405TC	IDXCM7087T-C	Ⓢ	T3C	19,661	L1	38.22	1322	94.5	230/460	174	20

(a) See notes on inside back flap.

Product family code: XPV

Ⓢ = Class I, Group C & D, Class II, Group F & G

■ Cast iron frame

Red catalog number indicates **NEW** product.

These motor include a UL Listed breather drain and expel internal condensation better than standard XP designs. Internal condensation is more frequently an issue in outdoor and exposed environment installations that are not operated for extended periods.

Information
Single phase
General purpose
Severe duty
Large AC
Washdown duty
Explosion proof
Pump
HVAC
Farm duty

Pump motors

From industrial wastewater to fire suppression systems or commercial pools, Baldor-Reliance® pump motors provide value by increasing reliability and reducing maintenance costs. Utilizing energy efficient designs, our pump motors meet NEMA Premium® efficiency and inverter ready with wide variable torque speed ranges. Motor construction can be tailored for specific applications and industries such as food processing, washdown applications or explosion proof enclosures for pumps in hazardous areas.



Key features:

- Baldor-Reliance motors meet or exceed all efficiency requirements for US, Canada and Mexico regulations
- Dynamically balanced rotor to reduce noise and increase bearing life
- Color coded and numbered leads for ease of connectivity

1/3 - 300 Horsepower


Pump motor product line		Fire Pump	Jet Pump and Close-Coupled	Vertical P-Base	Submersible
NEMA frame	Frame size range for stock products	210 - 440T	56 - 320T	180 - 360T	180 - 360T
Hp	Horsepower NEMA	10 - 300	1/3 - 50	3 - 75	1 - 100
Volts 60 Hz	Single phase 115/208-230 or 115/230	-	S	-	S
	Three phase 200 volts	-	A	A	-
	Three phase 200/400 volts	S	A	A	-
	Three phase 230/460 volts	S	S	S	-
	Three phase 460 volts	S	A	A	S
	Three phase 575 volts	-	S	A	-
Speed	Speed (60 Hz)	3600 or 1800 RPM	3600 or 1800 RPM	3600 or 1800 RPM	1800 or 1200 RPM
	Electrical features				
Efficiency	Baldor-Reliance motors meet or exceed all efficiency requirements for US, Canada & Mexico regulations	S	S	S	S
Torque	NEMA Design B torques	S	S	S	S
Service factor & temp. rise	1.15 service factor – continuous (most ratings) Class F insulation with Class B rise @ 1.0 service factor	S	S	S	S
Inverter ready	Super E* – meets NEMA MG1 Part 31.4.4.2 12 lead wye delta connection	-	S	S	S
Mechanical features	IP23 ingress protection	S	S	S	-
	IP44 ingress protection	-	S	-	-
	IP54 ingress protection	-	A	-	-
	IP55 ingress protection	-	S	S	-
	IP56 ingress protection	-	S	-	-
	IP68 ingress protection	-	-	-	S
	IP69K ingress protection	-	S	-	-
	Enclosure	Enclosure type	ODP	ODP or TEFC	ODP or TEFC
Frame	Heavy gauge steel frame	S	S	-	-
	Cast iron frame	S	S	S	S
Explosion proof	Lifting provisions positioned for easy handling in the application (motors over 70 Lbs)	S	S	S	S
	UL Listed for use in hazardous locations	-	S	-	S
Bearings	High performance ball bearings designs	S	S	S	S
Lubrication	Super-premium Mobil Polyrex™ EM series grease	S	S	S	S
Conduit box	Color coded and numbered leads for ease of connectivity	S	S	S	-
	Epoxy encapsulated lead connections	-	-	-	S
	Gasketed cast aluminum	-	S	S	-
Nameplate	Gasketed cast iron frame	-	S	S	-
	25 feet of cable	-	-	-	S
Other key features	Laser etched nameplate with highly legible font	S	S	S	S
Warranty	Warranty # months (NEMA Premium® Super-E*)	-	36	36	60
	Warranty # months	12	18	-	-

S = Standard A = Available through Mod Express or as custom

Fire pump, three phase, ODP, foot mounted

10 thru 300 Hp

IP23



Features:

- 1.15 SF, 40°C ambient continuous
- NEMA Design B, 60 Hz
- 230/460 and 460 Volt models rated for 50 Hz at next lower Hp
- Dual voltage motors 20 Hp and larger have 12 leads, are suitable for wye-delta or across the line start on either voltage or part winding start on low voltage
- 460V motors have 12 leads and are suitable for wye-delta, across the line or part winding start
- UL file E481231
- Exterior red paint RAL3002

Applications:

- UL listed Fire Pump motors installed per NFPA-20

Hp	RPM	NEMA Frame	Catalog Number	List Price	Mult. Sym.	"C" Dim.	Aprx. Wt. (lb)	Full Load Efficiency	Voltage	Full Load Amps	Notes (a)
10	3600	213T	FPM3312T	1,322	FP	16.32	121	88.5	230/460	12	1
	1800	215T	FPM3313T	1,488	FP	16.32	130	89.5	230/460	12.7	1
15	3600	215T	FPM3314T	1,720	FP	16.32	131	89.5	230/460	17.7	1
	1800	254T	FPM2513T	1,967	FP	21.69	205	91	230/460	17.5	1
20	3600	254T	FPM2514T	2,051	FP	22.25	145	90.2	230/460	23	1
	1800	256T	FPM2515T	2,113	FP	21.69	210	91	230/460	24	1
25	3600	256T	FPM2516T	2,293	FP	21.69	210	91	230/460	29	1
		256T	FPM2516T-2/4	2,293	FP	21.69	206	91	200/400	34	1, 33
	1800	284TS	FPM2531TS	2,548	FP	23.56	236	92.4	230/460	29	1
		284TS	FPM2531TS-2/4	2,548	FP	23.56	236	92.4	200/400	34	1, 33
30	3600	284TS	FPM2534T	2,647	FP	22.06	235	91	230/460	35	1
		284TS	FPM2534T-2/4	2,647	FP	22.06	235	91	200/400	40	1, 33
	1800	286TS	FPM2535TS	3,162	FP	23.69	334	92.4	230/460	36	1
		286TS	FPM2535TS-2/4	3,162	FP	23.69	375	92.4	200/400	41	1, 33
40	3600	286TS	FPM2538T	3,363	FP	23.56	280	91.7	230/460	45	1
		286TS	FPM2538T-2/4	3,363	FP	23.56	254	91.7	200/400	52	1, 33
	1800	324TS	FPM2539TS	3,515	FP	24.69	400	93	230/460	49	1
		324TS	FPM2539TS-2/4	3,515	FP	24.69	380	93	200/400	56	1, 33
50	3600	324TS	FPM2542T	3,835	FP	24.69	331	92.4	230/460	58	1
		324TS	FPM2542T-2/4	3,835	FP	24.69	331	92.4	200/400	67	1, 33
	1800	326TS	FPM2543TS	3,882	FP	25.69	385	93	230/460	60	1
		326TS	FPM2543TS-2/4	3,882	FP	25.69	385	93	200/400	70	1, 33
60	3600	326TS	FPM2546T	4,677	FP	25.69	385	93	230/460	68	1
		326TS	FPM2546T-2/4	4,677	FP	25.69	385	93	200/400	78	1, 33
	1800	364TS	FPM2547TS	4,976	FP	25.81	480	93.6	230/460	72	1
		364TS	FPM2547TS-2/4	4,976	FP	27.94	480	93.6	200/400	83	1, 33
75	3600	364TS	FPM2549T	6,378	FP	27.94	485	93	230/460	84	1
		364TS	FPM2549T-2/4	6,378	FP	27.94	485	93	200/400	96	1, 33
	1800	365TS	FPM2551TS	5,598	FP	29.94	570	94.1	230/460	87	1
		365TS	FPM2551TS-2/4	5,598	FP	29.94	570	94.1	200/400	100	1, 33
100	3600	365TS	FPM2550T	6,922	FP	28.94	533	93	230/460	113	1
		365TS	FPM2550T-2/4	6,922	FP	28.94	533	93	200/400	130	1, 33
	1800	404TS	FPM2555TS	8,407	FP	31.85	597	94.1	230/460	117	1
		404TS	FPM2555TS-2/4	8,407	FP	31.85	597	94.1	200/400	135	1, 33
125	3600	404TS	FPM2554T-4	9,635	FP	31.85	660	93.6	460	138	1
	1800	405TS	FPM2559TS-4	9,919	FP	33.60	590	94.5	460	145	1
150	3600	405TS	FPM2556T-4	11,830	FP	31.85	600	93.6	460	164	1
	1800	444TS	FPM2558TS-4	11,560	FP	35.88	1579	95	460	167	
200	3600	444TS	FPM2562T-4	15,174	FP	35.88	1449	94.5	460	232	
	1800	445TS	FPM2563TS-4	14,220	FP	35.88	1718	95	460	224	
250	3600	445TS	FPM2565T-4	15,975	FP	35.88	1737	94.5	460	288	
	1800	445TS	FPM2566TS-4	16,184	FP	35.88	1844	95.4	460	272	
300	3600	445TS	FPM2568T-4	23,699	FP	35.88	1697	95	460	339	

(a) See notes on inside back flap. ■ Cast iron frame

Information
Single phase
General purpose
Severe duty
Large AC
Washdown duty
Explosion proof
Pump
HVAC
Farm duty

Fire pump, three phase, ODP, footless, close-coupled pump

10 thru 100 Hp

IP23



Features:

- 1.15 SF, 40°C ambient continuous
- NEMA Design B, 60 Hz
- 230/460 Volt models rated for 50 Hz at next lower Hp
- Dual voltage motors 20 Hp and larger have 12 leads, are suitable for wye-delta or across the line start on either voltage or part winding start on low voltage
- Vertical lifting
- UL file E481231
- Exterior red paint RAL3002

Applications:

- UL listed Fire Pump motors installed per NFPA-20

Hp	RPM	NEMA Frame	Catalog Number	List Price	Mult. Sym.	"C" Dim.	Aprx. Wt. (lb)	Full Load Efficiency	Voltage	Full Load Amps	Notes (a)
10	3600	213JP	VJPFPM3312T	1,397	FP	24.41	121	88.5	230/460	12	1
		213JP	VJPFPM3312T-2/4	1,397	FP	24.41	121	88.5	200/400	12	1, 33
	1800	215JP	VJPFPM3313T	1,559	FP	24.41	130	89.5	230/460	12.7	1
15	3600	215JP	VJPFPM3314T	1,795	FP	24.41	131	89.5	230/460	17.7	1
		215JP	VJPFPM3314T-2/4	1,795	FP	24.41	131	89.5	200/400	20.4	1, 33
	1800	254JP	VJPFPM2513T	2,230	FP	28.07	220	91	230/460	17.5	1
20	3600	254JP	VJPFPM2514T	2,389	FP	27.66	145	90.2	230/460	23	1
		254JP	VJPFPM2514T-2/4	2,389	FP	27.66	145	90.2	200/400	26.5	1, 33
	1800	256JP	VJPFPM2515T	2,497	FP	28.07	231	91	230/460	24	1
25	3600	256JP	VJPFPM2516T	2,745	FP	28.07	221	91	230/460	29	1
		256JP	VJPFPM2516T-2/4	2,745	FP	28.07	221	91	200/400	34	1, 33
	1800	284JP	VJPFPM2531T	3,062	FP	31.44	272	91.7	230/460	29	1
30	3600	284JP	VJPFPM2534T	3,250	FP	29.23	235	91	230/460	35	1
		284JP	VJPFPM2534T-2/4	3,250	FP	29.23	235	91	200/400	40	1, 33
	1800	286JP	VJPFPM2535T	3,758	FP	29.25	375	92.4	230/460	36	1
40	3600	286JP	VJPFPM2538T	3,885	FP	31.44	263	91.7	230/460	45	1
		286JP	VJPFPM2538T-2/4	3,885	FP	31.44	263	91.7	200/400	52	1, 33
	1800	324JP	VJPFPM2539T	4,519	FP	31.13	375	93	230/460	49	1
50	3600	324JP	VJPFPM2542T	4,841	FP	31.13	331	92.4	230/460	58	1
		324JP	VJPFPM2542T-2/4	4,841	FP	31.13	331	92.4	200/400	67	1, 33
	1800	326JP	VJPFPM2543T	5,030	FP	32.13	378	93	230/460	60	1
60	3600	326JP	VJPFPM2546T	5,730	FP	32.13	385	93	230/460	68	1
		326JP	VJPFPM2546T-2/4	5,730	FP	32.13	385	93	200/400	78	1, 33
	1800	364JP	VJPFPM2547T	6,232	FP	32.50	480	93.6	230/460	72	1
75	3600	364JP	VJPFPM2549T	7,728	FP	32.50	472	93	230/460	84	1
		364JP	VJPFPM2549T-2/4	7,728	FP	32.50	472	93	200/400	96	1, 33
	1800	365JP	VJPFPM2551T	7,275	FP	34.50	565	94.1	230/460	87	1
100	3600	365JP	VJPFPM2550T	8,245	FP	33.50	523	93	230/460	113	1
		365JP	VJPFPM2550T-2/4	8,245	FP	33.50	523	93	200/400	130	1, 33

(a) See notes on inside back flap

Product family code: PF3

Jet pump, single phase, TEFC

1/3 thru 2 Hp

IP44



Features:

- Automatic thermal overload protection
- Corrosion resistant stainless steel shaft extension
- Slotted opposite DE shaft for easy installation
- Superior switch design provides optimized torque profiles
- Dynamically balanced rotor to reduce noise and increase bearing life

Applications:

- Industrial pumps
- Swimming pool pumps
- General purpose pumps
- Commercial machinery
- Food and beverage
- Wastewater
- Agricultural

Hp	RPM	NEMA Frame	Catalog Number	List Price	Mult. Sym.	"C" Dim.	Aprx. Wt. (lb)	Full Load Efficiency	Voltage	Full Load Amps	Notes (a)
Foot mounted											
1/3	1800	56J	CJL3501A	455	K	11.84	23	60	115/230	3	30
1/2	1800	56J	CJL3504A	536	K	12.47	28	68	115/230	3.7	30
3/4	1800	56J	CJL3507A	653	K	12.97	35	74	115/230	4.1	30
1	3600	56J	CJL3509A	661	K	13.74	39	66	115/230	6	30
1.5	3600	56J	CJL3513A	726	K	13.74	47	70	115/230	8.3	30
2	3600	56J	CJL3515A	853	K	14.62	51	74	115/230	11.5	30
Footless											
1/3	3600	56J	JL3405A	337	K	11.85	19	60	115/230	3	30
	1800	56J	JL3501A	421	K	11.85	22	60	115/230	3	30
1/2	3600	56J	JL3503A	386	K	12.85	26	62	115/230	3.7	30
	1800	56J	JL3504A	489	K	12.85	27	68	115/230	3.7	30
3/4	3600	56J	JL3506A	460	K	12.85	29	66	115/230	5.4	30
	1800	56J	JL3507A	580	K	12.97	33	74	115/230	4.1	30
1	3600	56J	JL3509A	562	K	13.74	42	66	115/230	6	30
	1800	56J	JL3510A	666	K	13.74	40	67	115/230	6.2	30
1 1/2	3600	56J	JL3513A	666	K	13.74	45	70	115/230	8.3	30
	1800	56J	JL3514A	730	K	14.62	51	75.5	115/230	8	30
2	3600	56J	JL3515A	782	K	14.62	54	74	115/230	11.5	30
	1800	56J	JL3516A	831	K	14.62	52	78	115/230	8.6	20, 30

(a) See notes on inside back flap.

Product family code: PJ1

All threaded shaft, single phase motors are connected single rotation - CCW when viewing drive end.

All above ratings can be UL 1081 compliant through MOD Express®. See M30A in the MOD Express program section of this catalog for more details.

Information

Single phase

General purpose

Severe duty

Large AC

Washdown duty

Explosion proof

Pump

HVAC

Farm duty

Jet pump, single phase, ODP

1/3 thru 3 Hp

IP23



Features:

- Automatic thermal overload protection
- Corrosion resistant stainless steel shaft extension
- Slotted opposite DE shaft for easy installation
- Superior switch design provides optimized torque profiles
- Optimized airflow design providing higher horsepower in a smaller package

Applications:

- Industrial pumps
- Swimming pool pumps
- General purpose pumps
- Commercial machinery
- Food and beverage
- Wastewater
- Agricultural

Hp	RPM	NEMA Frame	Catalog Number	List Price	Mult. Sym.	"C" Dim.	Aprx. Wt. (lb)	Full Load Efficiency	Voltage	Full Load Amps	Notes (a)
Foot mounted											
1/3	3600	56J	CJL1205A	332	K	11.91	23	58	115/230	3.1	
	1800	56J	CJL1301A	497	K	11.89	23	60	115/208-230	3	30
1/2	3600	56J	CJL1303A	344	K	12.51	30	66	115/230	3.7	
	1800	56J	CJL1304A	562	K	12.14	25	62	115/230	4.2	30
3/4	3600	56J	CJL1306A	439	K	13.39	30	69	115/230	5.5	
	1800	56J	CJL1307A	644	K	12.25	35	63	115/230	5.4	
1	3600	56J	CJL1309A	450	K	13.89	32	65	115/208-230	7	30
1 1/2	3600	56J	CJL1313A	624	K	13.89	37	78.5	115/230	6.5	
2	3600	56J	CJL1317A	835	K	13.25	45	70	115/230	13	30
Footless											
1/3	3600	56J	JL1205A	291	K	11.89	25	58	115/230	3.1	
	1800	56J	JL1301A	335	K	11.89	23	60	115/230	3	30
1/2	3600	56J	JL1303A	327	K	12.51	26	66	115/230	3.7	
	1800	56J	JL1304A	394	K	12.14	25	62	115/230	4.2	30
3/4	3600	56J	JL1306A	430	K	13.39	33	69	115/230	5.5	
	1800	56J	JL1307A	497	K	13.89	33	68	115/230	5.1	30
1	3600	56J	JL1309A	446	K	13.89	32	65	115/230	7	30
1 1/2	3600	56J	JL1313A	622	K	13.89	36	78.5	115/230	6.5	
2	3600	56J	JL1317A	767	K	13.25	45	70	115/230	13	30
3	3600	56J	JL1323A	787	K	14.13	52	82.5	230	13	30

(a) See notes on inside back flap.

Product family code: PJ1

All threaded shaft, single phase motors are connected single rotation - CCW when viewing drive end.

All above ratings can be UL 1081 compliant through MOD Express®. See M30A in the MOD Express program section of this catalog for more details.

Jet pump, three phase, TEFC

1/3 thru 3 Hp

IP44



Features:

- Corrosion resistant stainless steel shaft extension
- Slotted opposite DE shaft for easy installation
- Dynamically balanced rotor to reduce noise and increase bearing life

Applications:

- Industrial pumps
- Swimming pool pumps
- General purpose pumps
- Commercial machinery
- Food and beverage
- Wastewater
- Agricultural

Hp	RPM	NEMA Frame	Catalog Number	List Price	Mult. Sym.	"C" Dim.	Aprx. Wt. (lb)	Full Load Efficiency	Voltage	Full Load Amps	Notes (a)
Footless											
1/3	3600	56J	JM3457	351	K	11.84	19	62	230/460	0.8	30
	1800	56J	JM3458	380	K	11.84	21	68	230/460	0.8	30
1/2	3600	56J	JM3460	380	K	11.84	21	70	230/460	1.2	30
	1800	56J	JM3461	448	K	11.84	23	74	230/460	1	30
3/4	3600	56J	JM3463	416	K	11.84	23	74	208-230/460	1.5	
	1800	56J	JM3542	484	K	11.84	26	75.5	208-230/460	1.5	
1	3600	56J	EJM3545	651	K	12.47	27	77	230/460	1.6	30
	1800	56J	EJM3546	748	K	13.74	37	85.5	230/460	1.7	30
1 1/2	3600	56J	EJM3550	736	K	12.72	38	84	230/460	1.9	30
	1800	56J	EJM3554	830	K	13.74	41	86.5	230/460	2.3	1, 30
2	3600	56J	EJM3555	805	K	13.74	41	85.5	230/460	2.5	30
	1800	56J	EJM3558	877	K	14.62	48	86.5	230/460	2.9	1, 30
3	3600	56J	EJM3559	881	K	14.62	50	86.5	230/460	3.6	1, 30
Foot mounted											
1/2	1800	56J	CJM3538	475	K	11.84	23	74	230/460	1	30
3/4	1800	56J	CJM3542	503	K	11.84	25	75.5	208-230/460	1.5	

(a) See notes on inside back flap.

Product family code: P3

All above ratings can be UL 1081 compliant through MOD Express®. See M30A in the MOD Express program section of this catalog for more details.

Jet pump, three phase, ODP

1/3 thru 3 Hp

IP23



Features:

- Corrosion resistant stainless steel shaft extension
- Slotted opposite DE shaft for easy installation
- Dynamically balanced rotor to reduce noise and increase bearing life
- Optimized airflow design providing higher horsepower in a smaller package

Applications:

- Industrial pumps
- Swimming pool pumps
- General purpose pumps
- Commercial machinery
- Food and beverage
- Wastewater
- Agricultural

Hp	RPM	NEMA Frame	Catalog Number	List Price	Mult. Sym.	"C" Dim.	Aprx. Wt. (lb)	Full Load Efficiency	Voltage	Full Load Amps	Notes (a)
Footless											
1/3	3600	56J	JM3006	320	K	11.72	19	62	230/460	0.8	30
	3600	56J	JM3107	338	K	11.72	21	70	230/460	1.2	30
1/2	1800	56J	JM3108	404	K	11.85	23	74	230/460	1	30
	3600	56J	JM3111	401	K	11.72	23	74	208-230/460	1.5	
3/4	1800	56J	JM3112	446	K	12.34	27	75.5	208-230/460	1.5	
	3600	56J	JM3115	446	K	12.34	32	77	230/460	1.6	30
1	1800	56J	JM3116	489	K	13.22	30	78.5	208-230/460	1.7	1
	3600	56J	JM3120	532	K	13.22	30	74	230/460	2.2	30
1 1/2	1800	56J	JM3154	582	K	13.72	34	77	208-230/460	2.8	
	3600	56J	JM3155	632	K	13.72	35	82.5	230/460	2.7	30
3	3600	56J	JM3158	750	K	13.72	42	80	208-230/460	4	
Foot mounted											
1/3	1800	56J	CJM3104	383	K	11.85	22	68	230/460	0.8	30
	3600	56J	CJM3107	351	K	11.72	22	70	230/460	1.2	30
1/2	1800	56J	CJM3108	428	K	11.72	24	74	230/460	1	30
	3600	56J	CJM3111	401	K	11.72	28	74	208-230/460	1.5	
3/4	1800	56J	CJM3112	459	K	12.34	27	75.5	208-230/460	1.5	
	3600	56J	CJM3115	448	K	12.34	29	77	230/460	1.6	30
1 1/2	3600	56J	CJM3120	546	K	13.22	31	81.5	230/460	2	30
2	3600	56J	CJM3155	649	K	13.72	34	82.5	230/460	2.7	30
3	3600	56J	CJM3158	768	K	13.74	41	80	208-230/460	4	

(a) See notes on inside back flap.

Product family code: PJ3

All above ratings can be UL 1081 compliant through MOD Express®. See M30A in the MOD Express program section of this catalog for more details.

Washdown, jet pump, three phase, TEFC, C-Face

3/4 thru 3 Hp

IP55



Features:

- 300 series stainless steel hardware and shaft extension
- Footless
- Neoprene gaskets
- Double sealed ball bearings
- Lip and V-Ring seal on DE
- Electrostatically applied epoxy finish
- Easy removable drain plugs

Applications:

- Food processing
- Wet environment
- Pumps and wastewater

Hp	RPM	NEMA Frame	Catalog Number	List Price	Mult. Sym.	"C" Dim.	Aprx. Wt. (lb)	Full Load Efficiency	Voltage	Full Load Amps	Notes (a)
Footless											
3/4	3600	56J	JWDM3463	666	WD	12.72	33	68	208-230/460	1.4	1
1	3600	56J	JEWDM3545	1,052	WD	12.72	38	78.5	208-230/460	1.6	1, 30
1 1/2	3600	56J	JEWDM3550	1,111	WD	13.72	41	84	208-230/460	2	1, 30
2	3600	56J	JEWDM3555	1,234	WD	13.72	41	85.5	230/460	2.5	1
3	3600	56J	JEWDM3559	1,463	WD	15.97	64	87.5	208-230/460	3.5	1, 30
Foot mounted											
3/4	3600	56J	CJWDM3463	671	WD	12.72	33	68	208-230/460	1.4	1
1	3600	56J	CJEWDM3545	1,057	WD	12.72	38	78.5	208-230/460	1.6	1, 30
1 1/2	3600	56J	CJEWDM3550	1,117	WD	13.72	41	84	208-230/460	2	1, 30
2	3600	56J	CJEWDM3555	1,239	WD	13.72	41	85.5	230/460	2.5	1
3	3600	56J	CJEWDM3559	1,468	WD	15.98	64	87.5	208-230/460	3.5	1, 30

(a) See notes on inside back flap.

Product family code: WDW

Square flange pump, ODP

1/2 thru 2 Hp

IP23



Features:

- Corrosion resistant stainless steel shaft extension
- Dynamically balanced rotor to reduce noise and increase bearing life
- Heavy gauge steel design
- Safeguard drip cover

Applications:

- Square flange pumps
- Swimming pool pumps
- General purpose pumps
- Commercial machinery
- Food and beverage
- Wastewater
- Agricultural

Hp	RPM	NEMA Frame	Catalog Number	List Price	Mult. Sym.	"C" Dim.	Aprx. Wt. (lb)	Full Load Efficiency	Voltage	Full Load Amps	Notes (a)
Single phase											
1/2	3600	56Y	JSL325A	376	K	11.35	24	70	115/230	3.3	30
3/4	3600	56Y	JSL425A	399	K	11.97	26	62	115/230	5.1	30
1	3600	56Y	JSL525A	426	K	12.72	30	70	115/230	6.3	30
1 1/2	3600	56YZ	JSL625A	580	K	14.44	42	72	115/230	9	30
2	3600	56YZ	JSL725A	582	K	14.44	47	74	115/230	11	30
Three phase											
1/2	3600	56YZ	JSM3107	338	K	11.40	21	70	230/460	1.2	30
3/4	3600	56YZ	JSM3111	400	K	11.40	24	74	208-230/460	1.5	
1	3600	56YZ	JSM3115	443	K	12.02	27	77	230/460	1.6	30
1 1/2	3600	56YZ	JSM3120	528	K	12.77	31	81.5	230/460	2	30
2	3600	56YZ	JSM3155	625	K	13.40	35	82.5	230/460	2.7	30

(a) See notes on inside back flap.

Product family code: PJI, three phase PJI3

Information

Single phase

General purpose

Severe duty

Large AC

Washdown duty

Explosion proof

Pump

HVAC

Farm duty

Close-coupled pump, single phase

3 thru 10 Hp

TEFC
IP44

ODP
IP23



Features:

- Oversize ball bearings for the pump industry
- Locked DE bearing to allow mounting in any configuration
- Dynamically balanced rotor to reduce noise and increase bearing life
- Superior switch design provides optimized torque profiles

Applications:

- Industrial pumps
- General purpose pumps
- Food and beverage
- Wastewater
- Agricultural
- Aggregate
- Cement

Hp	RPM	NEMA Frame	Catalog Number	List Price	Mult. Sym.	"C" Dim.	Aprx. Wt. (lb)	Full Load Efficiency	Voltage	Full Load Amps	Notes (a)
Totally enclosed fan cooled, mechanical seal, Type JM											
3	3600	182JM	JML3606T	1113	L1	18.06	79	76	115/230	14.5	1, 30
5	3600	184JM	JML3608T	1483	L1	19.55	93	83	230	19.5	2, 20
Open drip proof, mechanical seal, Type JM											
3	3600	182JM	JML1406T	1062	L1	16.50	69	78	115/208-230	14	
	1800	184JM	JML1408T	1217	L1	16.50	80	78	115/230	16	30
5	3600	184JM	JML1409T	1499	L1	16.50	81	80	230	21.5	1, 30
	1800	213JM	JML1508T	1727	L1	18.19	115	77	230	27	
7 1/2	3600	213JM	JML1509T	2150	L1	18.19	116	81	230	37	30
	1800	215JM	JML1510T	2274	L1	19.31	142	85.5	230	31	30
10	3600	215JM	JML1511T	2644	L1	19.31	141	83	230	46	20, 30
	1800	215JM	JML1512T	2815	L1	20.95	150	84	230	41	20, 30
Open drip proof, packed pump, Type JP											
3	3600	182JP	JPL1406T	1062	L1	19.57	76	78	115/230	14	30
	1800	184JP	JPL1408T	1217	L1	19.57	87	78	115/230	16	30
5	3600	184JP	JPL1409T	1499	L1	19.57	88	80	230	21.5	1, 30
	1800	213JP	JPL1508T	1727	L1	22.07	117	77	230	27	
7 1/2	3600	213JP	JPL1509T	2150	L1	22.07	121	81	230	37	30
	1800	215JP	JPL1510T	2274	L1	23.19	143	85.5	230	31	30
10	3600	215JP	JPL1511T	2644	L1	23.19	148	83	230	46	20, 30
	1800	215JP	JPL1512T	2815	L1	20.95	142	84	230	41	20, 30
Open drip proof, west coast fit, Type TCZ											
3	3600	182TCZ	WCL1406T	1069	L1	19.69	81	78	115/230	14	30
	1800	184TCZ	WCL1408T	1226	L1	19.69	91	78	115/230	16	30
5	3600	184TCZ	WCL1409T	1513	L1	19.69	91	75	230	23	1, 30
	1800	213TCZ	WCL1508T	1742	L1	21.25	116	77	230	27	
7 1/2	3600	213TCZ	WCL1509T	2164	L1	21.25	117	81	230	37	30
10	3600	215TCZ	WCL1511T	2669	L1	22.38	143	83	230	46	20, 30

(a) See notes on inside back flap.

Product family code: PC1

Close-coupled pump, three phase, foot mounted, with internal Aegis® bearing protection ring

1 thru 20 hp



TEFC IP44	ODP IP23
----------------------------	---------------------------



Features:

- Internal grounding brush for bearing current mitigation on DE retainer ring
- Class H insulation for increased protection on Inverter use
- Oversize ball bearings for the pump industry
- Locked DE bearing to allow mounting in any configuration
- Designed for longevity with a 3 year warranty on premium efficient Super-E® motors
- Suitable for Inverter use per NEMA MG1 Part 31.4.4.2

Applications:

- Commercial pumps
- Pairing with a speed drive
- General purpose pumps
- Industrial pumps
- Food and beverage
- Agricultural

Hp	RPM	NEMA Frame	Catalog Number	List Price	Mult. Sym.	"C" Dim.	Aprx. Wt. (lb)	Full Load Efficiency	Voltage	Full Load Amps	Notes (a)
Totally enclosed fan cooled											
1	1800	143JM	EJMM3546T-G	922	L1	15.41	37	85.5	230/460	1.5	30
1 1/2	3600	143JM	EJMM3550T-G	917	L1	15.41	38	86.5	230/460	1.9	30
	1800	143JM	EJMM3554T-G	1066	L1	15.41	41	84	230/460	2.2	30
2	3600	145JM	EJMM3555T-G	1041	L1	15.41	41	85.5	230/460	2.5	30
	1800	145JM	EJMM3558T-G	1113	L1	15.41	45	86.5	230/460	2.9	30
3	3600	182JM	EJMM3610T-G	1,157	L1	16.91	60	86.5	230/460	3.6	30
	1800	182JM	EJMM3611T-G	1,252	L1	18.06	76	89.5	230/460	4.2	30
5	3600	184JM	EJMM3613T-G	1,333	L1	18.06	81	88.5	230/460	5.9	30
	1800	184JM	EJMM3615T-G	1,255	L1	19.56	93	89.5	230/460	6.7	30
7 1/2	3600	213JM	EJMM3709T-G	1,735	L1	19.76	124	89.5	230/460	9	30
	1800	213JM	EJMM3710T-G	1,854	L1	20.89	134	91.7	230/460	9.4	30
10	3600	215JM	EJMM3711T-G	1,953	L1	19.76	124	90.2	230/460	11.8	30
	1800	215JM	EJMM3714T-G	2,133	L1	22.38	165	91.7	230/460	12	30
15	3600	254JM	EJMM2394T-G	3,384	L1	25.30	260	91	230/460	17.5	30
	1800	254JM	EJMM2333T-G	3,357	L1	25.30	265	92.4	230/460	18.1	30
20	3600	256JM	EJMM4106T-G	3,697	L1	25.30	274	91	230/460	23	30
	1800	256JM	EJMM2334T-G	3,750	L1	25.30	308	93	230/460	24	30
Open drip proof											
1	1800	143JM	EJMM3116T-G	873	L1	13.75	37	85.5	230/460	1.5	30
1 1/2	1800	145JM	EJMM3154T-G	931	L1	13.75	41	86.5	230/460	2.2	30
2	1800	145JM	EJMM3157T-G	1,003	L1	14.25	44	86.5	230/460	2.9	30
	3600	145JM	EJMM3158T-G	1,116	L1	15.13	51	85.5	230/460	3.8	30
3	1800	182JM	EJMM3211T-G	1,134	L1	16.50	74	89.5	230/460	4.2	30
	3600	182JM	EJMM3212T-G	1,340	L1	15.12	64	86.5	230/460	6	30
5	1800	184JM	EJMM3218T-G	1,255	L1	18.00	88	89.5	230/460	6.6	30
	3600	184JM	EJMM3219T-G	1,546	L1	16.50	78	88.5	230/460	8.6	30
7 1/2	1800	213JM	EJMM3311T-G	1,831	L1	18.19	120	91	230/460	9.7	30
	3600	213JM	EJMM3312T-G	1,984	L1	18.19	121	89.5	230/460	12	30
10	1800	215JM	EJMM3313T-G	1,959	L1	19.31	132	91.7	230/460	12.5	30
	3600	215JM	EJMM3314T-G	2,479	L1	18.19	134	90.2	230/460	17.5	30
15	1800	254JM	EJMM2513T-G	2,804	L1	23.19	213	93	230/460	17.7	30

(a) See notes on inside back flap.
 ■ Cast iron frame
 Red catalog number indicates **NEW** product.

Product family code: PC3

Information

Single phase

General purpose

Severe duty

Large AC

Washdown duty

Explosion proof

Pump

HVAC

Farm duty

Close-coupled pump, three phase, TEFC

1 thru 50 Hp

IP44



Features:

- Oversize ball bearings for the pump industry
- Locked DE bearing to allow mounting in any configuration
- Designed for longevity with a 3 year warranty on premium efficient Super-E® motors
- Suitable for Inverter use per NEMA MG1 Part 31.4.4.2

Applications:

- General purpose pumps
- Industrial applications
- Commercial pumps
- Food and beverage
- Wastewater
- Agricultural
- Aggregate

Hp	RPM	NEMA Frame	Catalog Number	List Price	Mult. Sym.	"C" Dim.	Aprx. Wt. (lb)	Full Load Efficiency	Voltage	Full Load Amps	Notes (a)
230/460 volts											
1	1800	143JM	EJMM3546T	827	L1	15.43	40	85.5	230/460	1.5	1, 30
	3600	143JM	EJMM3550T	822	L1	15.43	47	84	230/460	1.9	1, 30
1 1/2	1800	145JM	EJMM3554T	881	L1	15.43	44	86.5	230/460	2.2	1, 30
	3600	145JM	EJMM3555T	946	L1	15.43	47	85.5	230/460	2.5	1, 30
2	1800	145JP	EJPM3554T	971	L1	18.50	41	86.5	230/460	2.2	1, 30
	3600	145JP	EJPM3555T	946	L1	18.49	41	85.5	230/460	2.5	1, 30
	1800	145JM	EJMM3558T	900	L1	15.43	50	86.5	230/460	2.9	1, 30
	3600	145JM	EJMM3559T	1,022	L1	16.31	54	86.5	230/460	3.6	1, 30
3	1800	145JP	EJPM3558T	1,018	L1	19.37	48	86.5	230/460	2.9	1, 30
	3600	145JP	EJPM3559T	1,022	L1	19.37	50	86.5	230/460	3.6	1, 30
	1800	182JM	EJMM3610T	949	L1	16.81	56	86.5	230/460	3.6	1, 30
	3600	182JM	EJMM3611T	1,146	L1	18.06	76	89.5	230/460	4.2	1, 30
5	1800	182JP	EJPM3610T	1,138	L1	19.87	50	86.5	230/460	3.6	1, 30
	3600	182JP	EJPM3611T	1,146	L1	21.11	70	89.5	230/460	4.2	1, 30
	1800	184JM	EJMM3613T	1,234	L1	18.06	79	88.5	230/460	5.9	1, 30
	3600	184JM	EJMM3615T	1,047	L1	19.56	93	89.5	230/460	6.7	1, 30
	1800	184JP	EJPM3615T	1,175	L1	22.61	96	89.5	230/460	6.9	1, 30
	3600	184JP	EJPM3616T	1,392	L1	19.56	101	89.5	230/460	8.4	1, 30
7 1/2	1800	213JM	EJMM3709T	1,474	L1	19.76	125	89.5	230/460	9	1, 30
	3600	213JM	EJMM3709T	1,474	L1	19.76	125	89.5	230/460	9	1, 30
	1800	213JP	EJPM3709T	1,799	L1	23.64	121	89.5	230/460	9	1, 30
	3600	213JP	EJPM3709T	1,799	L1	23.64	121	89.5	230/460	9	1, 30
	1800	213TCZ	EWCM3709T	1,764	L1	23.45	96	89.5	230/460	9.7	1, 30
	3600	213TCZ	EWCM3709T	1,764	L1	23.45	96	89.5	230/460	9.7	1, 30
10	1800	213JM	EJMM3710T	1,660	L1	20.88	134	91.7	230/460	9.4	1, 30
	3600	213JM	EJMM3710T	1,660	L1	20.88	134	91.7	230/460	9.4	1, 30
	1800	213JP	EJPM3710T	1,660	L1	24.79	129	91.7	230/460	10.7	1, 30
	3600	213JP	EJPM3710T	1,660	L1	24.79	129	91.7	230/460	10.7	1, 30
	1800	215JM	EJMM3711T	1,819	L1	19.76	130	90.2	230/460	11.8	1, 30
	3600	215JM	EJMM3711T	1,819	L1	19.76	130	90.2	230/460	11.8	1, 30
	1800	215JP	EJPM3711T	1,819	L1	23.64	118	90.2	230/460	11.8	1, 30
	3600	215JP	EJPM3711T	1,819	L1	23.64	118	90.2	230/460	11.8	1, 30
15	1800	215TCZ	EWCM3714T	1,784	L1	22.82	118	90.2	230/460	11.8	1, 30
	3600	215TCZ	EWCM3714T	1,784	L1	22.82	118	90.2	230/460	11.8	1, 30
	1800	215JM	EJMM3714T	1,872	L1	22.39	165	91.7	230/460	12	1, 30
	3600	215JM	EJMM3714T	1,872	L1	22.39	165	91.7	230/460	12	1, 30
	1800	215JP	EJPM3714T	1,872	L1	26.29	165	91.7	230/460	12	1, 30
	3600	215JP	EJPM3714T	1,872	L1	26.29	165	91.7	230/460	12	1, 30
	1800	215TCZ	EWCM3714T	1,796	L1	25.45	187	91.7	230/460	12.6	1, 30
	3600	215TCZ	EWCM3714T	1,796	L1	25.45	187	91.7	230/460	12.6	1, 30
20	1800	215JM	EJMM3713T	2,549	L1	22.39	169	91	230/460	17	1, 30
	3600	215JM	EJMM3713T	2,549	L1	22.39	169	91	230/460	17	1, 30
	1800	215JP	EJPM3713T	2,429	L1	26.29	169	91	230/460	17	1, 30
	3600	215JP	EJPM3713T	2,429	L1	26.29	169	91	230/460	17	1, 30
20	1800	215TCZ	EWCM3713T	2,394	L1	25.45	169	91	230/460	17	1, 30
	3600	215TCZ	EWCM3713T	2,394	L1	25.45	169	91	230/460	17	1, 30
	1800	254JM	EJMM2394T	3,234	L1	25.30	257	91	230/460	17.5	1, 30
	3600	254JM	EJMM2394T	3,234	L1	25.30	257	91	230/460	17.5	1, 30
	1800	254JP	EJPM2394T	3,234	L1	28.16	260	91	230/460	17.8	1, 30
	3600	254JP	EJPM2394T	3,234	L1	28.16	260	91	230/460	17.8	1, 30
	1800	254JM	EJMM2333T	3,064	L1	25.30	265	92.4	230/460	18.5	1, 30
	3600	254JM	EJMM2333T	3,064	L1	25.30	265	92.4	230/460	18.5	1, 30
20	1800	254JP	EJPM2333T	3,064	L1	28.16	265	92.4	230/460	18.5	1, 30
	3600	254JP	EJPM2333T	3,064	L1	28.16	265	92.4	230/460	18.5	1, 30
	1800	256JM	EJMM4106T	3,480	L1	25.30	281	91	230/460	23	1, 30
	3600	256JM	EJMM4106T	3,480	L1	25.30	281	91	230/460	23	1, 30
20	1800	256JP	EJPM4106T	3,480	L1	28.16	264	91	230/460	23	1, 30
	3600	256JP	EJPM4106T	3,480	L1	28.16	264	91	230/460	23	1, 30
20	1800	256JM	EJMM2334T	3,510	L1	25.30	304	93	230/460	24	1, 30
	3600	256JM	EJMM2334T	3,510	L1	25.30	304	93	230/460	24	1, 30

(a) See notes on inside back flap.

■ Cast iron frame

Product family code: PC3

Close-coupled pump, three phase, TEFC

Hp	RPM	NEMA Frame	Catalog Number	List Price	Mult. Sym.	"C" Dim.	Aprx. Wt. (lb)	Full Load Efficiency	Voltage	Full Load Amps	Notes (a)
25	3600	284JM	EJMM4107T	3,955	L1	26.96	353	91.7	230/460	29	20, 30
		284JP	EJPM4107T	3,955	L1	29.84	349	91.7	230/460	29	20, 30
	1800	284JM	EJMM4103T	4,097	L1	28.64	387	93.6	230/460	30	1, 30
		284JP	EJPM4103T	4,097	L1	31.51	412	93.6	230/460	30	1, 30
30	3600	286JM	EJMM4108T	5,439	L1	28.64	406	91.7	230/460	33	1, 30
		286JP	EJPM4108T	5,439	L1	31.51	405	91.7	230/460	35	1, 30
	1800	286JM	EJMM4104T	5,794	L1	28.64	422	93.6	230/460	36	1, 30
		286JP	EJPM4104T	5,794	L1	31.51	452	93.6	230/460	36	1, 30
40	3600	324JM	EJMM4109T	6,159	L1	30.64	487	92.4	230/460	45	1, 30
		324JP	EJPM4109T	6,159	L1	33.51	498	92.4	230/460	45	1, 30
	1800	324JM	EJMM4110T	6,725	L1	30.65	586	94.1	230/460	48	1, 30
		324JP	EJPM4110T	6,725	L1	33.41	602	94.1	230/460	48	1, 30
50	3600	326JM	EJMM4114T	7,481	L1	30.65	595	93	230/460	56	1, 30
		326JP	EJPM4114T	7,481	L1	33.41	604	93	230/460	56	1, 30
	1800	326JM	EJMM4115T	7,585	L1	30.65	624	94.5	230/460	58	1, 30
		326JP	EJPM4115T	7,585	L1	33.41	646	94.5	230/460	58	1, 30
575 volts											
1	1800	143JM	EJMM3546T-5	889	L1	15.43	38	85.5	575	1.2	1
1 1/2	3600	143JM	EJMM3550T-5	877	L1	15.41	38	84	575	1.5	
		145JM	EJMM3554T-5	971	L1	15.43	41	86.5	575	1.8	1
2	3600	145JM	EJMM3555T-5	946	L1	15.41	41	85.5	575	2	
		145JM	EJMM3558T-5	1,018	L1	15.43	45	86.5	575	2.3	1
3	3600	145JM	EJMM3559T-5	1,022	L1	16.29	50	86.5	575	2.9	1
		182JM	EJMM3610T-5	1,138	L1	16.69	63	86.5	575	2.9	
5	1800	182JM	EJMM3611T-5	1,146	L1	18.06	70	89.5	575	3.3	1
		3600	184JM	EJMM3613T-5	1,234	L1	18.06	74	88.5	575	4.7
7 1/2	1800	184JM	EJMM3615T-5	1,175	L1	19.56	93	89.5	575	5.3	1
		3600	184JM	EJMM3616T-5	1,546	L1	19.56	96	89.5	575	6.8
10	1800	213JM	EJMM3710T-5	1,660	L1	20.88	127	91.7	575	7.6	1, 35
		215JM	EJMM3711T-5	1,819	L1	19.76	118	90.2	575	9.5	20
		215JM	EJMM3714T-5	1,831	L1	22.38	165	91.7	575	9.6	1, 35
15	3600	215JM	EJMM3713T-5	2,429	L1	22.38	169	91	575	13.4	1
		254JM	EJMM2394T-5	3,234	L1	23.07	225	91	575	13.5	1, 35
	1800	254JM	EJMM2333T-5	3,020	L1	25.30	268	92.4	575	14.6	1, 35

(a) See notes on inside back flap.
 ■ Cast iron frame

Product family code: PC3

Information

Single phase

General purpose

Severe duty

Large AC

Washdown duty

Explosion proof

Pump

HVAC

Farm duty

Close-coupled pump, three phase, TEFC, footless

1 thru 20 Hp

IP44



Features:

- Oversize ball bearings for the pump industry
- Locked DE bearing to allow mounting in any configuration
- Designed for longevity with a 3 year warranty on premium efficient Super-E® motors
- Suitable for Inverter use per NEMA MG1
- Part 31.4.4.2

Applications:

- General purpose pumps
- Industrial applications
- Commercial pumps
- Food and beverage
- Wastewater
- Agricultural
- Aggregate

Hp	RPM	NEMA Frame	Catalog Number	List Price	Mult. Sym.	"C" Dim.	Aprx. Wt. (lb)	Full Load Efficiency	Voltage	Full Load Amps	Notes (a)
230/460 volts											
1	1800	143JM	VEJMM3546T	691	L1	14.43	38	85.5	230/460	1.5	1, 30
11/2	1800	145JM	VEJMM3554T	729	L1	15.43	45	86.5	230/460	2.2	1, 30
2	1800	145JM	VEJMM3558T	873	L1	15.43	44	86.5	230/460	2.9	1, 30
3	1800	182JM	VEJMM3611T	996	L1	18.05	74	89.5	230/460	4.2	1, 30
5	1800	184JM	VEJMM3615T	1,175	L1	19.55	90	89.5	230/460	6.7	1, 30
	3600	213JM	VEJMM3709T	1,799	L1	19.76	121	89.5	230/460	9	1, 30
7 1/2	1800	213JM	VEJMM3710T	1,682	L1	20.92	136	91.7	230/460	9.4	1, 30
10	1800	215JM	VEJMM3714T	1,948	L1	22.40	165	91.7	230/460	12	1, 30
15	1800	254JM	VEJMM2333T	3,297	L1	25.28	278	92.4	230/460	18.1	1, 30
20	1800	256JM	VEJMM2334T	3,510	L1	25.28	303	93	230/460	24	1, 30
575 volts											
1	1800	143JM	VEJMM3546T-5	889	L1	15.43	38	86.5	575	1.1	1
11/2	1800	145JM	VEJMM3554T-5	971	L1	16.31	41	86.5	575	1.6	1
2	1800	145JM	VEJMM3558T-5	1,018	L1	15.43	45	86.5	575	2.2	1
3	1800	182JM	VEJMM3611T-5	1,146	L1	18.05	70	89.5	575	3.1	1
5	1800	184JM	VEJMM3615T-5	1,175	L1	19.55	93	89.5	575	5.3	1
7 1/2	1800	213JM	VEJMM3710T-5	1,660	L1	20.92	127	91.7	575	7.6	1, 35
10	1800	215JM	VEJMM3714T-5	1,831	L1	22.42	165	91.7	575	9.6	1, 35
15	1800	254JM	VEJMM2333T-5	3,020	L1	25.28	255	92.4	575	14.6	1, 35
20	1800	256JM	VEJMM2334T-5	3,510	L1	25.28	303	93	575	19.2	1, 35

(a) See notes on inside back flap.

■ Cast iron frame

Product family code: PC3

Information

Single phase

General purpose

Severe duty

Large AC

Washdown duty

Explosion proof

Pump

HVAC

Farm duty

Close-coupled pump, three phase, ODP

1 thru 75 Hp

IP23



Features:

- Rodent screens to protect against trash debris
- Oversize ball bearings for the pump industry
- Locked DE bearing to allow mounting in any configuration
- Designed for longevity with a 3 year warranty on premium efficient Super-E® Motors
- Suitable for Inverter use per NEMA MG1 Part 31.4.4.2

Applications:

- General purpose pumps
- Industrial applications
- Commercial pumps
- Food and beverage
- Wastewater
- Agricultural
- Aggregate

Hp	RPM	NEMA Frame	Catalog Number	List Price	Mult. Sym.	"C" Dim.	Aprx. Wt. (lb)	Full Load Efficiency	Voltage	Full Load Amps	Notes (a)
Foot mounted, 230/460											
1	1800	143JM	EJMM3116T	707	L1	13.75	38	85.5	230/460	1.5	1, 30
		143JP	EJPM3116T	862	L1	16.81	38	85.5			
1 1/2	3600	143JM	EJMM3120T	763	L1	13.75	34	84	230/460	2	1, 30
		145JM	EJMM3154T	765	L1	13.75	38	86.5			
2	1800	145JM	EJMM3155T	869	L1	13.75	44	85.5	230/460	2.2	1, 30
		145JP	EJPM3154T	894	L1	16.81	37	86.5			
3	3600	145JM	EJMM3155T	869	L1	13.75	44	85.5	230/460	2.5	1, 30
		145JP	EJPM3155T	869	L1	16.81	44	86.5			
5	1800	145JM	EJMM3157T	837	L1	14.25	44	86.5	230/460	2.9	1, 30
		145JP	EJPM3157T	947	L1	17.31	43	86.5			
7 1/2	3600	145JM	EJMM3158T	950	L1	15.13	49	85.5	230/460	3.8	1, 30
		145JP	EJPM3158T	878	L1	17.31	48	85.5			
10	1800	182JM	EJMM3211T	926	L1	16.50	72	89.5	230/460	4.2	1, 30
		182JP	EJPM3211T	1,114	L1	19.56	74	89.5			
15	3600	182JM	EJMM3212T	1,132	L1	15.12	64	86.5	230/460	6	1, 30
		182JP	EJPM3212T	1,050	L1	18.18	63	86.5			
20	1800	182TCZ	EWCM3212T	1,027	L1	18.32	63	86.5	230/460	6	1, 30
		184JM	EJMM3218T	1,047	L1	18.00	87	89.5			
25	3600	184JM	EJMM3218T	1,196	L1	21.06	92	89.5	230/460	6.6	1, 30
		184JP	EJPM3218T	1,196	L1	21.06	92	89.5			
30	1200	215JM	EJMM3309T	1,785	L1	19.31	141	89.5	230/460	7.4	1, 30
		184JM	EJMM3219T	1,338	L1	16.50	78	88.5			
35	3600	184JM	EJMM3219T	1,338	L1	16.50	78	88.5	230/460	8.6	1, 30
		184JP	EJPM3219T	1,515	L1	19.56	77	88.5			
40	1800	184TCZ	EWCM3219T	1,492	L1	19.69	77	88.5	230/460	8.6	1, 30
		213JM	EJMM3311T	1,715	L1	18.19	120	91			
45	3600	213JM	EJMM3311T	1,715	L1	18.19	120	91	230/460	9.3	1, 30
		213JP	EJPM3311T	1,715	L1	20.94	130	91			
50	1200	254JM	EJMM2506T	2,453	L1	24.69	248	90.2	230/460	11	1, 30
		213JM	EJMM3312T	1,774	L1	18.19	120	89.5			
55	3600	213JM	EJMM3312T	1,774	L1	22.07	122	89.5	230/460	12	1, 30
		213JP	EJPM3312T	1,774	L1	22.07	122	89.5			
60	1200	213TCZ	EWCM3312T	1,739	L1	21.25	121	89.5	230/460	12	1, 30
		215JM	EJMM3313T	1,698	L1	19.31	136	91.7			
65	3600	215JM	EJMM3313T	1,698	L1	23.20	138	91.7	230/460	12.5	1, 30
		256JM	EJMM2511T	2,977	L1	24.69	255	91.7			
70	1200	215JM	EJMM3314T	2,379	L1	18.19	131	90.2	230/460	14.3	1, 30
		215JP	EJPM3314T	2,379	L1	22.07	134	90.2			
75	3600	215TCZ	EWCM3314T	2,344	L1	21.25	131	90.2	230/460	17.5	1, 30
		254JM	EJMM2513T	2,511	L1	23.19	214	93			
80	1800	254JM	EJMM2513T	2,511	L1	26.06	219	93	230/460	17.7	1, 30
		254JP	EJPM2513T	2,511	L1	26.06	219	93			
85	1200	284JM	EJMM2524T	3,907	L1	24.69	300	91.7	230/460	20.5	1, 30
		254JM	EJMM2514T	2,793	L1	23.19	195	91			
90	3600	254JM	EJMM2514T	2,793	L1	26.06	220	91	230/460	23.5	1, 30
		254JP	EJPM2514T	2,793	L1	26.06	220	91			
95	1800	256JM	EJMM2515T	3,008	L1	23.19	248	93	230/460	23.5	1, 30
		256JP	EJPM2515T	3,008	L1	26.06	236	93			
100	3600	256JM	EJMM2516T	3,598	L1	23.19	219	91.7	230/460	28	1, 30
		256JP	EJPM2516T	3,598	L1	26.06	230	91.7			
105	1800	284JM	EJMM2531T	3,578	L1	25.94	317	93.6	230/460	30	1, 30
		284JP	EJPM2531T	3,578	L1	28.81	335	93.6			

(a) See notes on inside back flap.

Product family code: PC3

Information
Single phase
General purpose
Severe duty
Large AC
Washdown duty
Explosion proof
Pump
HVAC
Farm duty

Close-coupled pump, three phase, ODP

Hp	RPM	NEMA Frame	Catalog Number	List Price	Mult. Sym.	"C" Dim.	Aprx. Wt. (lb)	Full Load Efficiency	Voltage	Full Load Amps	Notes (a)
30	3600	284JM	EJMM2534T	4,260	L1	26.56	309	91.7	230/460	33	1, 30
		284JP	EJPM2534T	4,260	L1	29.44	310	91.7	230/460	33	1, 30
	1800	286JM	EJMM2535T	4,318	L1	25.94	359	94.1	230/460	35	1, 30
		286JP	EJPM2535T	4,318	L1	28.81	370	94.1	230/460	35	1, 30
40	3600	286JM	EJMM2538T	5,241	L1	26.56	328	92.4	230/460	45	1, 30
		286JP	EJPM2538T	5,241	L1	29.44	329	92.4	230/460	45	1, 30
	1800	324JM	EJMM2539T	5,568	L1	27.44	417	94.1	230/460	49	1, 30
		324JP	EJPM2539T	5,568	L1	30.31	378	94.1	230/460	47	1, 30
50	3600	324JM	EJMM2542T	5,828	L1	26.94	421	93	230/460	58	1, 30
		324JP	EJPM2542T	5,828	L1	29.81	424	93	230/460	58	1, 30
	1800	326JM	EJMM2543T	6,035	L1	27.94	491	94.5	230/460	57	1, 30
		326JP	EJPM2543T	6,035	L1	30.81	500	94.5	230/460	57	1, 30
60	3600	326JM	EJMM2546T	7,095	L1	26.94	472	93.6	230/460	68	1, 30
	1800	364JP	EJPM2547T	7,451	L1	33.19	565	95	230/460	68	1, 30
75	1800	365JP	EJPM2551T	8,878	L1	36.22	597	95	230/460	87	1, 30
Foot mounted, 575 volts											
3	3600	145JM	EJMM3158T-5	878	L1	14.25	48	85.5	575	3	
	1800	182JM	EJMM3211T-5	1,114	L1	16.50	74	89.5	575	3.1	1
5	3600	182JM	EJMM3212T-5	1,050	L1	16.50	63	90.2	575	4.5	
	1800	184JM	EJMM3218T-5	1,196	L1	18.00	92	89.5	575	5.2	1
7 1/2	3600	184JM	EJMM3219T-5	1,515	L1	16.50	77	88.5	575	6.9	1
	1800	213JM	EJMM3311T-5	1,715	L1	18.19	120	91	575	7.4	1, 35
10	3600	213JM	EJMM3312T-5	1,774	L1	19.31	137	91.7	575	9.2	
	1800	215JM	EJMM3313T-5	2,006	L1	18.19	132	91.7	575	10	1
15	3600	215JM	EJMM3314T-5	2,379	L1	19.31	131	90.2	575	14	1
Footless, 230/460											
1	1800	143JM	VEJMM3116T	707	L1	14.43	37	85.5	230/460	1.5	1, 30
1 1/2	1800	145JM	VEJMM3154T	758	L1	15.43	43	86.5	230/460	2.2	1, 30
2	1800	145JM	VEJMM3157T	829	L1	15.43	46	86.5	230/460	2.9	1, 30
	3600	145JM	VEJMM3158T	878	L1	14.25	48	85.5	230/460	3.8	1, 30
3	1800	184JM	VEJMM3211T	910	L1	18.06	74	89.5	230/460	4.2	1, 30
	3600	182JM	VEJMM3212T	1,050	L1	16.66	63	86.5	230/460	6	1, 30
5	1800	184JM	VEJMM3218T	1,030	L1	19.56	84	89.5	230/460	6.6	1, 30
	3600	184JM	VEJMM3219T	1,515	L1	18.04	77	88.5	230/460	8.6	1, 30
7 1/2	1800	213JM	VEJMM3311T	1,554	L1	19.78	125	91	230/460	9.6	1, 30
	3600	213JM	VEJMM3312T	1,774	L1	18.19	121	89.5	230/460	12	1, 30
10	1800	215JM	VEJMM3313T	1,682	L1	22.41	165	91.7	230/460	12	1, 30
	3600	215JM	VEJMM3314T	2,379	L1	18.69	131	90.2	230/460	17.5	1, 30

(a) See notes on inside back flap.

Product family code: PC3

Washdown close-coupled pump, three phase, totally enclosed

1 thru 20 Hp

IP55



Features:

- Oversized, double sealed ball bearings
- Locked DE bearing
- Neoprene gaskets
- Lip and V-ring seal on DE
- NEMA Premium® efficiency
- Electrostatically applied epoxy finish
- 300 series stainless steel hardware and shaft extension

Applications:

- Water pumps commercial and industrial
- Food processing
- Wet environment

Hp	RPM	NEMA Frame	Enclosure	Catalog Number	List Price	Mult. Sym.	"C" Dim.	Aprx. Wt. (lb)	Full Load Efficiency	Voltage	Full Load Amps	Notes (a)
1	1800	143JM	TENV	JMEWDM3546T	1,141	WD	14.25	39	85.5	230/460	1.5	30
1 1/2	3600	143JM	TENV	JMEWDM3550T	1,147	WD	14.28	48	85.5	208-230/460	2	1, 30
	1800	145JM	TENV	JMEWDM3554T	1,192	WD	15.16	50	86.5	230/460	2.1	1, 30
2	3600	145JM	TEFC	JMEWDM3555T	1,252	WD	15.43	47	85.5	208-230/460	2.5	1, 30
	1800	145JM	TEFC	JMEWDM3558T	1,305	WD	16.34	48	86.5	230/460	2.9	1, 30
3	3600	145JM	TEFC	JMEWDM3559T	1,529	WD	16.31	50	86.5	230/460	3.6	1, 30
	1800	182JM	TEFC	JMEWDM3611T	1,712	WD	18.05	70	89.5	230/460	4.2	1, 30
5	3600	184JM	TEFC	JMEWDM3613T	2,018	WD	18.05	81	88.5	230/460	5.6	1, 30
	1800	184JM	TEFC	JMEWDM3615T	1,928	WD	19.55	93	89.5	230/460	6.7	1, 30
7 1/2	3600	184JM	TEFC	JMEWDM3616T	2,391	WD	19.55	96	89.5	230/460	8.4	1, 30
	1800	213JM	TEFC	JMEWDM3710T	2,423	WD	20.91	151	91.7	230/460	9.5	1, 30
10	3600	215JM	TEFC	JMEWDM3711T	3,087	WD	20.91	130	90.2	208-230/460	10.8	1, 30
	1800	215JM	TEFC	JMEWDM3714T	2,576	WD	22.41	165	91.7	230/460	12	1, 30
15	3600	215JM	TEFC	JMEWDM3713T	3,851	WD	21.64	169	91	230/460	17	1, 30
	1800	254JM	TEFC	JMEWDM23933T	5,323	WD	25.06	252	92.4	230/460	18	1, 30
20	3600	256JM	TEFC	JMEWDM41906T	6,180	WD	25.06	255	91	230/460	23	1, 30
	1800	256JM	TEFC	JMEWDM23934T	6,151	WD	25.06	275	93	230/460	24	1, 30

(a) See notes on inside back flap.

Product family code: WDW

SSE Super-E® stainless steel, close-coupled pump, three phase totally enclosed, encapsulated

1 thru 10 Hp

**IP69
for Water**



Features:

- 300 series stainless steel motor frame, endplates, conduit boxes, shaft and base
- Endplate rabbets with O-ring seals
- Epoxy encapsulated windings
- Sealed ball bearings
- Laser etched nameplate
- NEMA Premium® efficiency
- 3 year warranty

Applications:

- Water pumps commercial and industrial
- Food processing
- Pressure washed environment

Hp	RPM	NEMA Frame	Enclosure	Catalog Number	List Price	Mult. Sym.	"C" Dim.	Aprx. Wt. (lb)	Full Load Efficiency	Voltage	Full Load Amps	Notes (a)
1	1800	143JM	TENV	JMSSEWDM3546T	1,896	WD	14.94	42	85.5	230/460	1.5	30
	3600	143JM	TENV	JMSSEWDM3550T	1,982	WD	15.82	68	85.5	230/460	1.8	30
1 1/2	1800	145JM	TEFC	JMSSEWDM3554T	1,993	WD	16.96	69	88.5	230/460	2.2	30
	3600	145JM	TEFC	JMSSEWDM3555T	2,245	WD	16.96	60	86.5	230/460	2.5	30
2	1800	145JM	TEFC	JMSSEWDM3558T	2,277	WD	16.08	48	86.5	230/460	2.8	30
	3600	145JM	TEFC	JMSSEWDM3559T	2,697	WD	18.34	83	86.5	230/460	3.7	30
3	1800	182JM	TEFC	JMSSEWDM3611T	2,831	WD	19.73	108	89.5	230/460	4.2	30
	3600	184JM	TEFC	JMSSEWDM3613T	3,050	WD	18.23	104	89.5	230/460	5.6	30
5	1800	184JM	TEFC	JMSSEWDM3615T	3,071	WD	19.73	121	89.5	230/460	6.5	30
	3600	213JM	TEFC	JMSSEWDM3709T	3,595	WD	21.56	184	91	230/460	8.3	30
7 1/2	1800	213JM	TEFC	JMSSEWDM3710T	3,662	WD	22.75	135	91.7	230/460	9.5	30
	3600	215JM	TEFC	JMSSEWDM3711T	4,030	WD	22.75	154	91.7	230/460	10.6	30
10	3600	215JM	TEFC	JMSSEWDM3714T	4,252	WD	24.19	187	92.4	230/460	12.5	30

(a) See notes on inside back flap.

Product family code: WDE

Information

Single phase

General purpose

Severe duty

Large AC

Washdown duty

Explosion proof

Pump

HVAC

Farm duty

P-base vertical solid shaft pump, three phase, TEFC

3 thru 75 Hp

IP55



Features:

- Vertical lifting provisions for ease of installation
- Severe Duty construction for harsh environments
- Corrosion resistant epoxy finish
- Stainless steel nameplates and seals

Applications:

- Normal, medium, and high thrust applications
- Severe duty applications
- Harsh environments
- Petro chemical
- Pulp and paper
- Wastewater
- Aggregate

Hp	RPM	NEMA Frame	Catalog Number	List Price	Mult. Sym.	"C" Dim.	Aprx. Wt. (lb)	Full Load Efficiency	Voltage	Full Load Amps	Notes (a)
Normal thrust											
3	3600	182HP	VHECP3660T	2,394	SD	22.18	120	89.5	230/460	3.5	1, 30
	1800	182HP	VHECP3661T	2,144	SD	22.18	129	89.5	230/460	4.1	1, 30
5	3600	184HP	VHECP3663T	3,092	SD	22.18	99	90.2	230/460	5.7	1, 30
	1800	184HP	VHECP3665T	2,855	SD	22.18	141	89.5	230/460	6.6	1, 30
7 1/2	3600	213HP	VHECP3769T	3,661	SD	22.51	173	91	230/460	8.6	1, 30
	1800	213HP	VHECP3770T	3,543	SD	22.51	170	91.7	230/460	9.5	1, 30
10	3600	215HP	VHECP3771T	3,818	SD	22.51	203	92.4	230/460	11	1, 30
	1800	215HP	VHECP3774T	3,975	SD	22.51	231	92.4	230/460	12.5	1, 30
15	3600	254HP	VHECP2394T	4,401	SD	25.73	296	91.7	230/460	17.2	1, 30
	1800	254HP	VHECP2333T	4,562	SD	25.72	316	92.4	230/460	18.1	1, 30
20	3600	256HP	VHECP4106T	4,786	SD	25.73	325	92.4	230/460	23	1, 30
	1800	256HP	VHECP2334T	5,181	SD	25.73	337	93	230/460	24	1, 30
25	3600	284HP	VHECP4107T	5,089	SD	25.72	337	93	230/460	28	1, 30
	1800	284HP	VHECP4103T	5,780	SD	30.69	518	93.6	230/460	30	1, 30
30	3600	286HP	VHECP4108T	5,604	SD	25.72	361	93	230/460	33	1, 30
	1800	286HP	VHECP4104T	6,486	SD	30.69	563	94.1	230/460	36	1, 30
40	3600	324HP	VHECP4109T	7,844	SD	34.72	600	93.6	230/460	45	1, 30
	1800	324HP	VHECP4110T	7,335	SD	34.72	650	94.5	230/460	46	1, 30
50	3600	326HP	VHECP4114T	9,612	SD	34.72	668	93	230/460	56	1, 30
	1800	326HP	VHECP4115T	10,362	SD	34.72	764	94.5	230/460	58	1, 30
60	3600	364HP	VHECP4310T	12,280	SD	35.36	959	95	230/460	65.1	1, 30
	1800	364HP	VHECP4314T	12,819	SD	35.36	969	95	230/460	68	1, 30
75	3600	365HP	VHECP4313T	15,342	SD	35.36	1042	94.5	230/460	80.7	1, 30
	1800	365HP	VHECP4316T	15,611	SD	35.36	1008	95.4	230/460	85.9	1, 30
Medium thrust											
3	3600	182LP	VLECP3660T	1,752	SD	22.18	99	88.5	230/460	3.4	1
	1800	182LP	VLECP3661T	1,783	SD	22.18	105	89.5	230/460	4.1	1
5	3600	184LP	VLECP3663T	2,005	SD	22.18	105	90.2	230/460	5.7	1
	1800	184LP	VLECP3665T	1,809	SD	22.18	119	89.5	230/460	6.6	1
7 1/2	3600	213LP	VLECP3769T	2,348	SD	22.51	169	91	230/460	8.6	1
	1800	213LP	VLECP3770T	2,291	SD	22.51	170	91.7	230/460	9.5	1
10	3600	215LP	VLECP3771T	2,617	SD	22.51	182	92.4	230/460	11	1
	1800	215LP	VLECP3774T	2,474	SD	22.51	231	92.4	230/460	12.5	1
15	3600	254LP	VLECP2394T	4,028	SD	25.73	225	91	230/460	17	1
	1800	254LP	VLECP2333T	3,814	SD	25.73	268	92.4	230/460	18.1	1
20	3600	256LP	VLECP4106T	4,274	SD	25.73	265	92.4	230/460	22	1
	1800	256LP	VLECP2334T	4,304	SD	25.73	303	93	230/460	24	1

(a) See notes on inside back flap.

■ Cast iron frame

Product family code: PV3

Information
Single phase
General purpose
Severe duty
Large AC
Washdown duty
Explosion proof
Pump
HVAC
Farm duty

P-base vertical solid shaft pump, three phase, TEFC

Hp	RPM	NEMA Frame	Catalog Number	List Price	Mult. Sym.	"C" Dim.	Aprx. Wt. (lb)	Full Load Efficiency	Voltage	Full Load Amps	Notes (a)
25	3600	284LP	VLECP4107T	5,747	SD	32.44	396	91.7	230/460	28	1
	1800	286LP	VLECP4103T	5,795	SD	32.44	420	93.6	230/460	30	1
30	3600	286LP	VLECP4108T	6,426	SD	32.44	446	91.7	230/460	34	1
	1800	286LP	VLECP4104T	6,476	SD	32.44	460	94.1	230/460	36	1
40	3600	324LP	VLECP4109T	8,585	SD	34.72	528	93.6	230/460	45	1
	1800	324LP	VLECP4110T	8,381	SD	34.72	600	94.5	230/460	46	1
High thrust											
50	3600	326VP	VPECP4114T	6,429	SD	34.71	587	93	230/460	56	1
	1800	326VP	VPECP4115T	6,199	SD	34.71	700	94.5	230/460	58	1
60	3600	364VP	VPECP4310T	9,032	SD	37.25	999	95	230/460	65.1	1
	1800	364VP	VPECP4314T	8,919	SD	37.25	910	95	230/460	68	1
75	3600	365VP	VPECP4313T	10,507	SD	37.25	1005	94.5	230/460	80.7	1
	1800	365VP	VPECP4316T	10,429	SD	37.25	965	95.4	230/460	85.9	1

(a) See notes on inside back flap.

■ Cast iron frame

Product family code: PV3

Information

Single phase

General purpose

Severe duty

Large AC

Washdown duty

Explosion proof

Pump

HVAC

Farm duty

P-base vertical solid shaft pump, three phase, ODP

3 thru 60 Hp

IP23



Features:

- Safeguard drip cover
- Cast iron construction for harsh environments
- Vertical lifting provisions for ease of installation
- Stainless steel nameplates
- Corrosion resistant epoxy finish

Applications:

- Normal thrust applications
- Severe duty applications
- Harsh environments
- Petro chemical
- Pulp and paper
- Wastewater
- Aggregate

Hp	RPM	NEMA Frame	Catalog Number	List Price	Mult. Sym.	"C" Dim.	Aprx. Wt. (lb)	Full Load Efficiency	Voltage	Full Load Amps	Notes (a)
3	3600	182HP	VHEM3210T	1,069	L1	21.33	61	86.5	230/460	3.8	1, 17, 30
	1800	182HP	VHEM3211T	1,200	L1	21.33	100	89.5	230/460	4.2	1, 17, 30
5	3600	184HP	VHEM3212T	1,136	L1	21.33	95	86.5	230/460	5.6	1, 17, 30
	1800	184HP	VHEM3218T	1,282	L1	21.33	119	89.5	230/460	6.6	1, 17, 30
7 1/2	3600	184HP	VHEM3219T	1,601	L1	21.33	122	88.5	230/460	8.4	1, 17, 30, 35
	1800	213HP	VHEM3311T	1,815	L1	23.73	173	91	230/460	10.8	1, 17, 30
10	3600	213HP	VHEM3312T	1,874	L1	23.73	164	89.5	230/460	11.2	1, 17, 30
	1800	215HP	VHEM3313T	2,106	L1	23.73	231	91.7	230/460	12.9	1, 17, 30
15	3600	215HP	VHEM3314T	2,479	L1	23.73	203	90.2	230/460	16.9	1, 17, 30
	1800	254HP	VHEM2513T	3,172	L1	26.74	360	93	230/460	18.2	1, 17, 30
20	3600	254HP	VHEM2514T	3,207	L1	26.73	229	91	230/460	23	1, 17, 30
	1800	256HP	VHEM2515T	3,402	L1	26.73	283	93	230/460	24	1, 17, 30
25	3600	256HP	VHEM2516T	3,689	L1	26.73	283	91.7	230/460	29	1, 17, 30
	1800	284HP	VHEM2531T	4,143	L1	29.93	420	93.6	230/460	31	1, 17, 30
30	3600	284HP	VHEM2534T	4,381	L1	29.93	385	91.7	230/460	33	1, 17, 30
	1800	286HP	VHEM2535T	4,439	L1	29.93	460	94.1	230/460	36	1, 17, 30
40	3600	286HP	VHEM2538T	5,362	L1	29.93	410	92.4	230/460	46	1, 17, 30
	1800	324HP	VHEM2539T	5,846	L1	33.87	600	94.1	230/460	48	1, 17, 30
50	3600	324HP	VHEM2542T	6,106	L1	33.87	500	93	230/460	58	1, 17, 30
	1800	326HP	VHEM2543T	6,313	L1	33.87	700	94.5	230/460	58	1, 17, 30
60	3600	326HP	VHEM2546T	7,373	L1	33.87	641	93.6	230/460	66	1, 17, 30

(a) See notes on inside back flap.

Cast iron frame

Custom TEFC motors available through 2,250 Hp; Open and WPII custom motors through 15,000 Hp. Contact your sales representative.

Thrust bearings must be loaded to a minimum of 20% of rated thrust for proper bearing loading and life.

Product family code: PV3

Information

Single phase

General purpose

Severe duty

Large AC

Washdown duty

Explosion proof

Pump

HVAC

Farm duty

SAE hydraulic pump motors, three phase, TEFC

5 thru 10 Hp

IP44



Features:

- Rated for continuous duty
- F-3 mounted conduit box
- SAE A or B-B pump configuration
- Designed for longevity with a 3 year warranty on premium efficient Super-E® Motors

Applications:

- Industrial pumps
- SAE pump applications
- General purpose pumps
- Commercial machinery
- Food and beverage
- Wastewater
- Agricultural

Hp	RPM	NEMA Frame	Catalog Number	List Price	Mult. Sym.	"C" Dim.	Aprx. Wt. (lb)	Full Load Efficiency	Voltage	Full Load Amps	Notes (a)
5	1800	184TYZ	EHPM3615T	1,040	L1	15.00	93	89.5	230/460	6.7	
7 1/2	1800	213TYZ	EHPM3710T	1,447	L1	15.79	127	91.7	230/460	9.4	
10	1800	215TYZ	EHPM3714T	1,618	L1	17.29	165	91.7	230/460	12	

(a) See notes on inside back flap.

Product family code: PM3

Submersible motors, single phase, TENV

1 thru 5 Hp

IP68



Features:

- Continuous duty in water/sewage
- 15 minute in air
- 416 stainless steel shaft
- Dual carbon ceramic mechanical seals
- Two NC thermostats
- 25 feet of cable
- Dual moisture sensing probes
- NEMA 1 enclosure control box
- 1.15 SF
- UL listed, Division 1, Class I, Group C & D, T3C
- 5 year pro-rated warranty

Applications:

- Wet pit applications
- Slurry pumps
- Aerators
- Mixers

Hp	RPM	NEMA Frame	New Catalog Number	Old Catalog Number	XP Cls/Grp	Temp Code	List Price	Mult. Sym.	"C" Dim.	Aprx. Wt. (lb)	Full Load Efficiency	Voltage	Full Load Amps	Notes (a)
1	1800	180TY	SUL50104SM	C18G2730	④	T3C	6,298	S1	25.94	240	55	230	8.1	10,81,97
	1200	180TY	SUL50106SM	C18G2700	④	T3C	6,590	S1	25.94	240	55.6	230	8.6	10,81,97
1 1/2	1800	180TY	SUL50154SM	C18G2731	④	T3C	6,298	S1	25.94	291	62.5	230	10.6	10,81,98
	1200	180TY	SUL50156SM	C18G2701	④	T3C	7,535	S1	25.94	256	57	230	12.5	10,81,99
2	1800	180TY	SUL50204SM	C18G2702	④	T3C	6,982	S1	25.94	250	60.9	230	14.4	10,81,100
	1800	180TY	SUL50304SM	C18G2703	④	T3C	8,729	S1	26.66	260	64.7	230	20	10,81,101
3	1800	180TY	SUL50304	C18G2704	④	T3C	8,729	S1	25.94	256	64.7	230	20	10,81
	1200	210TY	SUL50306SM	C21G2701	④	T3C	10,700	S1	32.41	315	65.6	230	21	10,81,97
5	1800	210TY	SUL50504	C21G2702	④	T3C	11,623	S1	31.69	369	69	230	30	10,82

(a) See notes on inside back flap.

④ = Class I, Group C & D

■ Cast iron frame

Immersion motors available through 250 Hp. Contact your local sales office with your inquiry and specifications.

Product family code: SU1

Submersible motors, three phase, TENV

1 thru 100 Hp

IP68



Features:

- Continuous duty in water/sewage
- 15 minute in air
- 416 stainless steel shaft
- Dual carbon ceramic mechanical seals
- Two NC thermostats
- 25 feet of cable
- Dual moisture sensing probes

- 1.15 SF
- UL listed, Division 1, Class I, Group C & D, T3C
- Inverter capable for 10:1 variable torque
- UL listed, Division 1, Class I, Group C & D, T2A on Inverter
- 5 year pro-rated warranty

Applications:

- Wet pit applications
- Slurry pumps
- Aerators
- Mixers

Hp	RPM	NEMA Frame	New Catalog Number	Old Catalog Number	XP Cls/Grp	Temp Code	List Price	Mult. Sym.	"C" Dim.	Aprx. Wt. (lb)	Full Load Efficiency	Voltage	Full Load Amps	Notes (a)	
UL listed, hazardous duty, explosion proof															
1	1800	180TY	SUM70104SM	P18G2784	④	T3C	5,612	S1	25.94	169	63.5	230	3.4	81, 97	
1 1/2	1800	180TY	SUM70154SM	P18G2787	④	T3C	5,749	S1	25.94	175	70.5	230	4.6	81, 97	
2	1800	180TY	SUM70204SM	P18G2791	④	T3C	5,856	S1	25.94	183	73.5	230	5.8	81, 97	
		180TY	SUM70204SM-8	P18G2792	④	T3C	5,856	S1	25.94	182	73.5	200	6.7	81, 97	
3	1800	180TY	SUM70304SM	P18G2794	④	T3C	5,920	S1	25.94	200	78.1	230	8.8	81, 97	
	1200	180TY	SUM70306	P18G2707	④	T3C	6,016	S1	26.66	235	78	230	10.4	81	
5	1800	180TY	SUM70504	P18G2701	④	T3C	6,172	S1	26.66	240	80.2	230	14	81	
		180TY	SUM70504-4	P18G2702	④	T3C	6,172	S1	26.66	235	80.2	460	7	81	
		180TY	SUM70504-8	P18G2739	④	T3C	6,172	S1	26.66	235	80.2	200	16.1	81	
		180TY	SUM70504SM-4		④	T3C	6,172	S1	26.66	235	80.2	460	7	81, 97	
		1200	180TY	SUM70506	P18G2709	④	T3C	8,153	S1	26.66	248	80.7	230	16	81
7 1/2	1800	180TY	SUM70754	P18G2703	④	T3C	7,723	S1	26.66	243	82.7	230	20.2	81	
		180TY	SUM70754-4	P18G2704	④	T3C	7,723	S1	26.66	245	82.7	460	10.1	81	
		180TY	SUM70754SM-4		④	T3C	7,723	S1	26.66	245	82.7	460	10.1	81, 97	
		1200	210TY	SUM70756	P21G2705	④	T3C	9,009	S1	31.69	350	81.7	230	22.6	81
10	1800	210TY	SUM70756-4	P21G2770	④	T3C	9,009	S1	31.69	350	81.7	460	11.3	10,81	
		210TY	SUM71004	P21G2701	④	T3C	8,324	S1	31.69	356	85.6	230	26	81	
		210TY	SUM71004-4	P21G2702	④	T3C	8,324	S1	31.69	356	85.6	460	13	81	
		210TY	SUM71004SM-4		④	T3C	8,324	S1	31.69	356	85.6	460	13	81, 97	
		1200	210TY	SUM71006	P21G2707	④	T3C	11,015	S1	31.69	391	83.8	230	28.8	81
		210TY	SUM71006-4	P21G2769	④	T3C	11,015	S1	31.69	391	83.8	460	14.4	10,81	
15	1800	210TY	SUM71504	P21G2703	④	T3C	10,663	S1	31.69	376	85.4	230	40.2	81	
		210TY	SUM71504-4	P21G2704	④	T3C	10,663	S1	31.69	374	85.4	460	20.1	81	
		210TY	SUM71504SM-4		④	T3C	10,663	S1	31.69	374	85.4	460	20.1	81, 97	
		1200	250TY	SUM71506-4	P25G2707	④	T3C	13,228	S1	37.34	469	86.5	460	20.3	81
20	1800	210TY	SUM72004SM-4	P21G2737	④	T3C	11,752	S1	32.41	378	86.6	460	26.2	81, 97	
		210TY	SUM72004-4	P21G2758	④	T3C	12,383	S1	31.69	407	86.6	460	26.2	81	
		1200	250TY	SUM72006-4	P25G2710	④	T3C	14,587	S1	37.34	474	86.7	460	27.4	81
25	1800	250TY	SUM72504-4	P25G2702	④	T3C	13,650	S1	37.34	495	88.5	460	32.1	81	
		250TY	SUM72504SM-4	P25G2747	④	T3C	13,650	S1	37.06	517	88.5	460	32.1	81, 97	
		1200	250TY	SUM72506-4	P25G2712	④	T3C	18,927	S1	37.34	496	86.7	460	35.2	81
		250TY	SUM72506SM-4		④	T3C	18,927	S1	37.34	496	86.7	460	35.2	81, 97	
30	1800	250TY	SUM73004-4	P25G2704	④	T3C	14,744	S1	37.34	445	88.7	460	39.9	81	
		250TY	SUM73004SM-4		④	T3C	14,744	S1	37.34	445	88.7	460	39.9	81, 97	
40	1200	320TY	SUM73006-4	P32G2700	④	T3C	22,712	S1	43.12	1150	89.7	460	40.7	10,82	
		250TY	SUM74004-4	P25G2706	④	T3C	19,961	S1	37.34	510	89	460	51.7	82	

(a) See notes on inside back flap.

④ = Class I, Group C & D

■ Cast iron frame

Red catalog number indicates **NEW** product.

Longer cable lengths and custom submersible motors are available. Contact your sales representative.

Product family code: SU3

Information
Single phase
General purpose
Severe duty
Large AC
Washdown duty
Explosion proof
Pump
HVAC
Farm duty

Submersible motors, three phase, TENV

Hp	RPM	NEMA Frame	New Catalog Number	Old Catalog Number	XP Cls/Grp	Temp Code	List Price	Mult. Sym.	"C" Dim.	Aprx. Wt. (lb)	Full Load Efficiency	Voltage	Full Load Amps	Notes (a)
50	1800	320TY	SUM75004-4	P32G2701	④	T3C	23,360	S1	43.12	882	91.1	460	64.3	10,82
		320TY	SUM75004SM-4	P32G2724	④	T3C	23,360	S1	42.50	880	91.1	460	64.3	10,82, 97
60	1200	320TY	SUM75006-4	P32G2702	④	T3C	25,332	S1	43.12	872	90.5	460	65.9	10,82
		1800	320TY	SUM76004-4	P32G2706	④	T3C	29,877	S1	43.12	950	92	460	74.9
75	1800	320TY	SUM77504-4	P32G2703	④	T3C	38,734	S1	43.12	956	92.6	460	91.3	10,84
		1200	360TY	SUM77506-4	P36G2700	④	T3C	39,606	S1	47.10	1374	92.3	460	90.9
100	1800	360TY	SUM710004-4	P36G2701	④	T3C	41,185	S1	47.10	1340	91.6	460	116	10,86
		1200	360TY	SUM710006-4	P36G2702	④	T3C	50,906	S1	47.10	1500	91.2	460	122
Non-UL listed, non hazardous duty														
7 1/2	1800	210TY	SUM20754	P21G2750			5,897	S1	31.69	335	82.8	230	20.8	81
		210TY	SUM20754-4	P21G2754			5,897	S1	31.69	340	82.8	460	10.4	81
10	1800	210TY	SUM21004	P21G2755			7,077	S1	31.69	351	85.6	230	26	81
		210TY	SUM21004-4	P21G2756			7,077	S1	31.69	367	85.6	460	13	81
15	1800	210TY	SUM21504	P21G2752			8,914	S1	31.69	368	85.4	230	40.2	81
		210TY	SUM21504-4	P21G2757			8,914	S1	31.69	377	85.4	460	20.1	81

(a) See notes on inside back flap.

Product family code: SU3

④ = Class I, Group C & D

■ Cast iron frame

Longer cable lengths and custom submersible motors are available. Contact your sales representative.

Information

Single phase

General purpose

Severe duty

Large AC

Washdown duty

Explosion proof

Pump

HVAC

Farm duty





HVAC motors

Baldor-Reliance® HVAC motors are specifically engineered with industry-driven designs to keep your air handling systems running smoothly, quietly, and efficiently, which means better system reliability and performance, with less maintenance.



Key features:

- Dynamically balanced rotor to reduce noise and increased bearing life
- Color coded and numbered leads for ease of connectivity
- Bar code spec number for easy identification
- Low noise vibration dampening bases
- Baldor-Reliance motors meet or exceed all efficiency requirements for US, Canada and Mexico regulations

<p>Super-E®, general purpose</p> <p>Electrical features</p> <p>Three phase</p> <p>Output range: 1 - 100 Hp</p> <p>Voltages: 230/460, 208-230/460, 200, 575</p> <p>1.15 service factor</p> <p>Class F Insulation</p> <p>Mechanical features</p> <p>Enclosures: ODP, TEFC</p> <p>Mountings: Footed, F1 or F2</p> <p>External shaft grounding provisions on drive end</p> <p>Bar-Coded spec number label for easy identification</p>	<p>Applications: Blowers and fans</p> 	<p>Information</p> <p>Single phase</p> <p>General purpose</p> <p>Severe duty</p> <p>Large AC</p>
<p>Super-E, internal shaft grounded</p> <p>Electrical features</p> <p>Three phase</p> <p>Voltages: 230/460, 208-230/460, 200, 575</p> <p>Class H insulation</p> <p>Designed for variable speed applications</p> <p>Mechanical features</p> <p>Enclosures: ODP, TEFC</p> <p>Mountings: Footed F1, C-Face</p> <p>Internal shaft ground installed</p>	<p>Applications: Variable speed blowers and fans</p> 	<p>Washdown duty</p>
<p>Chiller/cooling tower</p> <p>Electrical features</p> <p>Three phase</p> <p>Voltages: 230/460, 208-230/460, 200, 575</p> <p>1.15 service factor</p> <p>Class F Insulation</p> <p>Mechanical features</p> <p>Enclosures: TEAO, TEFC</p> <p>Mountings: Footed F1</p> <p>Three barrier conduit box sealing</p> <p>Four barrier shaft sealing system on drive end</p> <p>Double sealed bearings</p> <p>Face drains each end</p> <p>Stainless hardware</p>	<p>Applications: Belted or drive shaft chiller/cooling towers</p> 	<p>Explosion proof</p> <p>Pump</p>
<p>EC Gold Synchronous PM motor</p> <p>Electrical features</p> <p>Efficiencies meet or exceed IE4</p> <p>Three phase output range 1/2 - 7 1/2 Hp</p> <p>Voltages: 230, 460</p> <p>Rated speeds: 900, 1800, 3600</p> <p>Class F insulation</p> <p>Mechanical features</p> <p>Enclosures: TENV</p> <p>Mounting: Foot and face as standard</p> <p>NEMA frame sizes</p> <p>Compact/light weight design</p>	<p>Applications: Pumps, compressors, blowers, fans, conveyors, variable speed applications</p> 	<p>HVAC</p> <p>Farm duty</p>

Super-E®, three phase, TEFC, foot mounted, with internal Baldor-Reliance® Shaft Grounding Brush

1 thru 50 Hp



IP54



Features:

- Class H insulation for increased protection on inverter use
- Internal grounding brush for bearing current mitigation on DE retainer ring
- Designed for longevity with 3 year warranty
- Suitable for inverter use per NEMA MG1 Part 31.4.4.2

Applications:

- Fans
- Pumps
- Blowers
- Unit handling
- HVAC systems
- Variable speed applications
- General purpose Applications

Hp	RPM	NEMA Frame	Catalog Number	List Price	Mult. Sym.	"C" Dim.	Aprx. Wt. (lb)	Full Load Efficiency	Voltage	Full Load Amps	Notes (a)
Foot mounted											
1	1800	143T	EM3546T-BG	872	L1	13.31	38	85.5	230/460	1.5	30
1 1/2	1800	145T	EM3554T-BG	900	L1	13.31	41	86.5	230/460	2.2	30
2	3600	145T	EM3555T-BG	961	L1	13.31	41	85.5	230/460	2.5	30
	1800	145T	EM3558T-BG	927	L1	13.31	45	86.5	230/460	2.9	30
3	3600	145T	EM3559T-BG	1,037	L1	14.19	50	86.5	230/460	3.6	30
	1800	182T	EM3611T-BG	1,037	L1	16.54	70	89.5	230/460	4.2	30
5	1200	213T	EM3704T-BG	1,570	L1	19.01	132	89.5	230/460	4.6	30
	3600	184T	EM3613T-BG	1,175	L1	16.54	74	88.5	230/460	5.9	30
	1800	184T	EM3615T-BG	1,116	L1	18.04	93	89.5	230/460	6.7	30
7 1/2	1200	215T	EM3708T-BG	1,745	L1	19.76	154	89.5	230/460	7.3	30
	3600	213T	EM3709T-BG	1,686	L1	17.89	121	89.5	230/460	9	30
	1800	213T	EM3710T-BG	1,547	L1	19.01	127	91.7	230/460	9.4	30
10	1200	254T	EM2276T-BG	2,812	L1	23.30	310	91	230/460	11	30
	3600	215T	EM3711T-BG	1,706	L1	17.89	118	90.2	230/460	11.8	30
	1800	215T	EM3714T-BG	1,718	L1	20.51	165	91.7	230/460	12	30
15	1200	256T	EM2332T-BG	3,172	L1	23.30	322	91	230/460	14.1	30
	3600	254T	EM2394T-BG	2,783	L1	23.30	253	91	230/460	17.5	30
	1800	254T	EM2333T-BG	2,569	L1	23.30	274	92.4	230/460	18.1	30
20	1200	284T	EM4100T-BG	4,179	L1	27.76	372	91.7	230/460	21	30
	1800	256T	EM2334T-BG	3,059	L1	23.30	290	93	230/460	24	30
	1200	286T	EM4102T-BG	5,465	L1	27.76	406	91.7	230/460	27	30
25	1800	284T	EM4103T-BG	3,956	L1	27.76	420	93.6	230/460	30	30
	1200	324T	EM4111T-BG	6,211	L1	30.39	475	93	230/460	32	30
30	1800	286T	EM4104T-BG	4,637	L1	27.76	437	93.6	230/460	38	30
40	1800	324T	EM4110T-BG	6,039	L1	30.28	578	94.1	230/460	48	30
50	1800	326T	EM4115T-BG	6,565	L1	30.28	641	94.5	230/460	58	30
C-Face, foot mounted											
1/2	1800	56C	CEM3538-BG	854	K	12.23	33	82.5	208-230/460	0.8	
3/4	1800	56C	CEM3542-BG	881	K	12.23	37	84	208-230/460	1.1	12
1	1800	143TC	CEM3546T-BG	907	L1	13.29	38	85.5	230/460	1.5	30
1 1/2	1800	145TC	CEM3554T-BG	935	L1	13.29	41	86.5	230/460	2.2	30
2	1800	145TC	CEM3558T-BG	962	L1	13.29	45	86.5	230/460	2.9	30
3	1800	182TC	CEM3611T-BG	1,109	L1	16.55	70	89.5	230/460	4.2	30
5	1800	184TC	CEM3615T-BG	1,188	L1	18.05	93	89.5	230/460	6.7	30

(a) See notes on inside back flap.

■ Cast iron frame

* IP54 when drain fitting kit #HA5027A03 is installed in the weep holes (48 thru 256T frame motors only)

Product family code: HV3

Information

Single phase

General purpose

Severe duty

Large AC

Washdown duty

Explosion proof


Pump

HVAC

Farm duty

Super-E®, three phase, ODP, foot mounted with internal Baldor-Reliance® Shaft Grounding Brush

1 thru 50 Hp



IP22



Features:

- Class H insulation for increased protection on inverter use
- Internal grounding brush for bearing current mitigation on DE retainer ring
- Designed for longevity with 3 year warranty
- Suitable for inverter use per NEMA MG1 Part 31.4.4.

Applications:

- Fans
- Pumps
- Blowers
- Unit handling
- HVAC systems
- Variable speed applications
- General purpose applications

Hp	RPM	NEMA Frame	Catalog Number	List Price	Mult. Sym.	"C" Dim.	Aprx. Wt. (lb)	Full Load Efficiency	Voltage	Full Load Amps	Notes (a)
1	1800	143T	EM3116T-BG	877	L1	11.12	38	85.5	230/460	1.6	30
1 1/2	1800	145T	EM3154T-BG	909	L1	11.62	37	86.5	230/460	2.2	30
	3600	143T	EM3155T-BG	884	L1	11.62	43	85.5	230/460	2.5	30
2	1800	145T	EM3157T-BG	962	L1	12.12	43	86.5	230/460	2.9	30
	3600	145T	EM3158T-BG	893	L1	13.00	51	85.5	230/460	3.8	30
3	1800	182T	EM3211T-BG	1,055	L1	15.00	74	89.5	230/460	4.2	30
	1200	213T	EM3305T-BG	1,328	L1	16.32	110	88.5	230/460	4.5	30
	3600	182T	EM3212T-BG	991	L1	13.62	63	86.5	230/460	6	30
5	1800	184T	EM3218T-BG	1,137	L1	16.50	92	89.5	230/460	6.6	30
	1200	215T	EM3309T-BG	1,672	L1	17.45	141	89.5	230/460	7.4	30
	3600	184T	EM3219T-BG	1,456	L1	15.00	77	88.5	230/460	8.6	30
7 1/2	1800	213T	EM3311T-BG	1,602	L1	16.32	115	91	230/460	9.7	30
	1200	254T	EM2506T-BG	2,002	L1	23.19	248	90.2	230/460	11	30
	3600	213T	EM3312T-BG	1,661	L1	16.32	121	89.5	230/460	12	30
10	1800	215T	EM3313T-BG	1,893	L1	17.45	129	91.7	230/460	12.5	30
	1200	256T	EM2511T-BG	2,526	L1	23.19	255	91.7	230/460	14.3	30
	3600	215T	EM3314T-BG	2,266	L1	16.32	131	90.2	230/460	17.5	30
15	1800	254T	EM2513T-BG	2,630	L1	21.69	234	93	230/460	17.7	30
	1200	284T	EM2524T-BG	3,350	L1	23.81	300	91.7	230/460	20.5	30
20	1800	256T	EM2515T-BG	2,860	L1	21.69	228	93	230/460	23.5	30
	1200	286T	EM2528T-BG	4,012	L1	23.81	321	92.4	230/460	27	30
25	1800	284T	EM2531T-BG	3,465	L1	25.06	387	93.6	230/460	30	30
30	1800	286T	EM2535T-BG	3,761	L1	25.06	341	94.1	230/460	35	30
40	1800	324T	EM2539T-BG	4,882	L1	27.19	324	94.1	230/460	49	30
50	1800	326T	EM2543T-BG	5,349	L1	27.69	497	94.5	230/460	57	30

(a) See notes on inside back flap.
 ■ Cast iron frame

Product family code: HV3

Information

Single phase

General purpose

Severe duty

Large AC

Washdown duty

Explosion proof

Pump

HVAC

Farm duty

Super-E[®], three phase, TEFC, foot mounted, with internal AEGIS Bearing Protection Ring

1 thru 100 Hp



IP54



Features:

- Class H insulation for increased protection on inverter use
- Internal grounding ring for bearing current mitigation on DE retainer ring
- Designed for longevity with 3 year warranty
- Suitable for inverter use per NEMA MG1 Part 31.4.4.2

Applications:

- Fans
- Pumps
- Blowers
- Unit handling
- HVAC systems
- Variable speed applications
- General purpose applications

Hp	RPM	NEMA Frame	Catalog Number	List Price	Mult. Sym.	"C" Dim.	Aprx. Wt. (lb)	Full Load Efficiency	Voltage	Full Load Amps	Notes (a)
230/460 volt											
1	3600	56	EM3545-G	796	K	12.23	32	77	230/460	1.4	12, 30
	1800	143T	EM3546T-G	872	L1	12.31	30	85.5	230/460	1.5	30
	1200	145T	EM3556T-G	1,012	L1	13.31	43	82.5	230/460	1.8	30
1 1/2	3600	143T	EM3550T-G	892	L1	12.29	36	84	230/460	1.9	30
	1800	145T	EM3554T-G	900	L1	13.31	42	86.5	230/460	2.2	30
	1200	182T	EM3607T-G	1,186	L1	16.54	76	87.5	230/460	2.4	30
2	3600	145T	EM3555T-G	961	L1	13.29	46	85.5	230/460	2.5	30
	1800	145T	EM3558T-G	927	L1	13.31	42	86.5	230/460	2.9	30
	1200	184T	EM3614T-G	1,234	L1	18.04	94	88.5	230/460	3.5	30
3	3600	145T	EM3559T-G	1,037	L1	14.17	53	86.5	230/460	3.6	30
	1800	182T	EM3610T-G	1,079	L1	15.29	57	86.5	230/460	3.6	30
	1200	182T	EM3611T-G	1,037	L1	16.54	74	89.5	230/460	4.2	30
5	1200	213T	EM3704T-G	1,570	L1	19.01	135	89.5	230/460	4.6	30
	3600	184T	EM3613T-G	1,175	L1	16.54	76	88.5	230/460	5.9	30
	1800	184T	EM3615T-G	1,116	L1	18.04	92	89.5	230/460	6.7	30
7 1/2	1200	215T	EM3708T-G	1,745	L1	19.76	154	89.5	230/460	7.3	30
	3600	213T	EM3709T-G	1,686	L1	17.89	133	89.5	230/460	9	30
	1800	213T	EM3710T-G	1,547	L1	19.01	129	91.7	230/460	9.4	30
10	1200	254T	EM2276T-G	2,842	L1	23.30	281	91	230/460	11	30
	3600	215T	EM3711T-G	1,706	L1	17.89	118	90.2	230/460	11.8	30
	1800	215T	EM3714T-G	1,718	L1	20.51	156	91.7	230/460	12	30
15	1200	256T	EM2332T-G	3,202	L1	23.30	322	91	230/460	14.1	30
	3600	254T	EM2394T-G	2,813	L1	23.30	239	91	230/460	17.5	30
	1800	254T	EM2333T-G	2,599	L1	23.30	270	92.4	230/460	18.1	30
20	1200	284T	EM4100T-G	4,257	L1	27.76	369	91.7	230/460	21	30
	3600	256T	EM4106T-G	3,059	L1	23.30	261	91	230/460	23	30
	1800	256T	EM2334T-G	3,089	L1	23.30	295	93	230/460	24	30
25	1200	286T	EM4102T-G	5,543	L1	27.76	393	91.7	230/460	27	30
	3600	284TS	EM4107T-G	3,986	L1	24.70	323	91.7	230/460	29	30
	1800	284T	EM4103T-G	4,034	L1	27.76	400	93.6	230/460	30	30
30	1200	324T	EM4111T-G	6,301	L1	30.39	507	93	230/460	32	30
	3600	286TS	EM4108T-G	4,665	L1	24.70	336	91.7	230/460	34	30
	1800	286T	EM4104T-G	4,715	L1	27.76	410	93.6	230/460	38	30
40	1200	326T	EM4117T-G	7,209	L1	30.28	604	93	230/460	39	30
	3600	324TS	EM4109T-G	6,333	L1	28.78	532	92.4	230/460	46	30
	1800	324T	EM4110T-G	6,129	L1	30.28	596	94.1	230/460	48	30
50	1200	364T	EM4308T-G	9,257	L1	33.48	883	94.1	230/460	49.4	30
	3600	326TS	EM4114T-G	6,885	L1	28.78	584	93	230/460	56	30
	1800	326T	EM4115T-G	6,655	L1	30.28	648	94.5	230/460	58	30
	1200	365T	EM4312T-G	11,010	L1	33.48	910	94.1	230/460	61.7	30

(a) See notes on inside back flap. * IP54 when drain fitting kit #HA5027A03 is installed in the weep holes (48 thru 256T frame motors only)

Product family code: HV3

■ Cast iron frame

For more information visit baldor.com or new.abb.com/motors-generators

Super-E®, three phase, TEFC, foot mounted, with internal AEGIS® Bearing Protection Ring

Hp	RPM	NEMA Frame	Catalog Number	List Price	Mult. Sym.	"C" Dim.	Aprx. Wt. (lb)	Full Load Efficiency	Voltage	Full Load Amps	Notes (a)
230/460 volt continued											
60	3600	364TS	EM4310T-G	9,875	L1	31.36	900	95	230/460	66.3	30
	1800	364T	EM4314T-G	9,763	L1	33.48	907	95	230/460	68	30
75	3600	365TS	EM4313T-G	11,350	L1	31.36	966	94.5	230/460	81.9	30
	1800	365T	EM4316T-G	11,273	L1	33.48	956	95.4	230/460	85.9	30
100	1800	405T	EM4400T-G	14,152	L1	38.20	1214	95.4	230/460	112	30
200 volt											
5	1800	184T	EM3665T-8G	1,350	L1	15.23	119	89.5	200	15.1	
7 1/2	1800	213T	EM3770T-8G	1,725	L1	18.45	170	91.7	200	21.4	
10	1800	215T	EM3774T-8G	1,908	L1	18.45	231	91.7	200	28	
15	1800	254T	EM2333T-8G	2,599	L1	23.30	254	92.4	200	42.4	
575 volt											
1	1800	143T	EM3546T-5G	872	L1	12.31	35	85.5	575	1.2	
1 1/2	1800	145T	EM3554T-5G	900	L1	13.31	42	86.5	575	1.8	
2	1800	145T	EM3558T-5G	927	L1	13.31	46	86.5	575	2.3	
3	1800	182T	EM3611T-5G	1,037	L1	16.54	76	89.5	575	3.3	
5	1800	184T	EM3615T-5G	1,116	L1	18.04	84	89.5	575	5.3	
7 1/2	1800	213T	EM3710T-5G	1,547	L1	19.01	126	91.7	575	7.6	
10	1800	215T	EM3714T-5G	1,718	L1	20.51	165	91.7	575	9.6	
15	1800	254T	EM2333T-5G	2,599	L1	23.30	250	92.4	575	14.6	
20	1800	256T	EM2334T-5G	3,089	L1	23.30	293	93	575	19.2	
25	1800	284T	EM4103T-5G	4,034	L1	27.76	364	93.6	575	24	
30	1800	286T	EM4104T-5G	4,715	L1	27.76	423	93.6	575	29	
40	1800	324T	EM4110T-5G	6,129	L1	30.28	576	94.1	575	39	
50	1800	326T	EM4115T-5G	6,655	L1	30.28	644	94.5	575	46	

(a) See notes on inside back flap.

■ Cast iron frame

* IP54 when drain fitting kit #HA5027A03 is installed in the weep holes (48 thru 256T frame motors only)

Product family code: HV3

Information

Single phase

General purpose

Severe duty

Large AC

Washdown duty

Explosion proof

Pump

HVAC

Farm duty

Super-E, three phase, ODP, foot mounted, with internal AEGIS® Bearing Protection Ring

1 thru 100 Hp



IP22



Features:

- Class H insulation for increased protection on inverter use
- Internal grounding ring for bearing current mitigation on DE retainer ring
- Designed for longevity with 3 year warranty
- Suitable for inverter use per NEMA MG1 Part 31.4.4.2

Applications:

- Fans
- Pumps
- Blowers
- Unit handling
- HVAC systems
- Variable speed applications
- General purpose applications

Hp	RPM	NEMA Frame	Catalog Number	List Price	Mult. Sym.	"C" Dim.	Aprx. Wt. (lb)	Full Load Efficiency	Voltage	Full Load Amps	Notes (a)
230/460 volt											
1	3600	56	EM31115-G	703	K	11.75	27	77	230/460	1.6	12, 15, 30
	1800	143T	EM3116T-G	877	L1	11.12	34	85.5	230/460	1.5	30
	1200	145T	EM3156T-G	893	L1	11.62	40	82.5	230/460	1.8	30
11/2	3600	143T	EM3120T-G	778	L1	11.12	34	84	230/460	2	30
	1800	145T	EM3154T-G	909	L1	11.62	38	86.5	230/460	2.2	30
	1200	182T	EM3207T-G	1,048	L1	15.00	67	86.5	230/460	2.5	30
2	3600	143T	EM3155T-G	884	L1	11.62	41	85.5	230/460	2.5	30
	1800	145T	EM3157T-G	962	L1	12.12	41	86.5	230/460	2.9	30
	1200	184T	EM3215T-G	1,067	L1	16.50	79	87.5	230/460	3.4	30
3	3600	145T	EM3158T-G	893	L1	13.00	46	85.5	230/460	3.8	30
	1800	182T	EM3211T-G	1,055	L1	15.00	72	89.5	230/460	4.2	30
	1200	213T	EM3305T-G	1,328	L1	16.32	110	88.5	230/460	4.5	30
5	3600	182T	EM3212T-G	991	L1	13.62	63	86.5	230/460	6	30
	1800	184T	EM3218T-G	1,137	L1	16.50	84	89.5	230/460	6.6	30
	1200	215T	EM3309T-G	1,672	L1	17.45	141	89.5	230/460	7.4	30
7 1/2	3600	184T	EM3219T-G	1,456	L1	15.00	75	88.5	230/460	8.6	30
	1800	213T	EM3311T-G	1,602	L1	16.32	115	91	230/460	9.7	30
	1200	254T	EM2506T-G	2,032	L1	23.19	243	90.2	230/460	11	30
10	3600	213T	EM3312T-G	1,661	L1	16.32	113	89.5	230/460	12	30
	1800	215T	EM3313T-G	1,893	L1	17.45	127	91.7	230/460	12.5	30
	1200	256T	EM2511T-G	2,556	L1	23.19	255	91.7	230/460	14.3	30
15	3600	215T	EM3314T-G	2,266	L1	16.32	126	90.2	230/460	17.5	30
	1800	254T	EM2513T-G	2,660	L1	21.69	210	93	230/460	17.7	30
	1200	284T	EM2524T-G	3,428	L1	23.81	280	91.7	230/460	20.5	30
20	3600	254T	EM2514T-G	2,695	L1	21.69	195	91	230/460	23.5	30
	1800	256T	EM2515T-G	2,890	L1	21.69	227	93	230/460	23.5	30
	1200	286T	EM2528T-G	4,090	L1	23.81	299	92.4	230/460	27	30
25	3600	256T	EM2516T-G	3,177	L1	21.69	212	91.7	230/460	28	30
	1800	284T	EM2531T-G	3,543	L1	25.06	314	93.6	230/460	30	30
	1200	324T	EM2532T-G	4,941	L1	27.69	384	93	230/460	34	30
30	3600	284TS	EM2534T-G	3,781	L1	22.44	310	91.7	230/460	35	30
	1800	286T	EM2535T-G	3,839	L1	25.06	340	94.1	230/460	35	30
	1200	326T	EM2536T-G	5,134	L1	28.69	457	93.6	230/460	38	30
40	3600	286TS	EM2538T-G	4,762	L1	22.44	328	92.4	230/460	46	30
	1800	324T	EM2539T-G	4,972	L1	27.19	392	94.1	230/460	49	30
	1200	364T	EM2540T-G	7,170	L1	30.69	606	94.1	230/460	51	30
50	3600	324TS	EM2542T-G	5,232	L1	25.69	392	93	230/460	56	30
	1800	326T	EM2543T-G	5,439	L1	27.69	473	94.5	230/460	57	30
60	1800	364T	EM2547T-G	7,117	L1	30.69	616	95	230/460	68	30
75	1800	365T	EM2551T-G	8,543	L1	33.72	750	95	230/460	87	30
100	1800	404T	EM2555T-4G	10,158	L1	36.97	898	95.4	460	115	

(a) See notes on inside back flap. Red catalog number indicates NEW product.

Product family code: HV3

Super-E[®], three phase, ODP, foot mounted, with internal AEGIS[®] Bearing Protection Ring

Hp	RPM	NEMA Frame	Catalog Number	List Price	Mult. Sym.	"C" Dim.	Aprx. Wt. (lb)	Full Load Efficiency	Voltage	Full Load Amps	Notes (a)
200 volt											
1	1800	143T	EM3116T-8G	877	L1	11.12	38	85.5	200	3.5	
1 1/2	1800	145T	EM3154T-8G	909	L1	11.62	37	86.5	200	5.1	
2	1800	145T	EM3157T-8G	962	L1	12.12	43	86.5	200	6.5	
3	1800	182T	EM3211T-8G	1,055	L1	15.00	74	89.5	200	9.7	
5	1800	184T	EM3218T-8G	1,137	L1	16.50	92	89.5	200	15.3	
7 1/2	1800	213T	EM3311T-8G	1,602	L1	16.32	120	91	200	22.2	
10	1800	215T	EM3313T-8G	1,893	L1	17.45	132	91.7	200	29.5	
15	1800	254T	EM2513T-8G	2,660	L1	21.69	234	93	200	40.7	
20	1800	256T	EM2515T-8G	2,890	L1	21.69	250	93	200	54.3	
25	1800	284T	EM2531T-8G	3,543	L1	25.06	330	93.6	200	70	
30	1800	286T	EM2535T-8G	3,839	L1	25.06	340	94.1	200	81	
40	1800	324T	EM2539T-8G	4,972	L1	27.19	390	94.1	200	109	
575 volt											
1	1800	143T	EM3116T-5G	877	L1	11.12	38	85.5	575	1.2	
1 1/2	1800	145T	EM3154T-5G	909	L1	11.62	37	86.5	575	1.8	
2	1800	145T	EM3157T-5G	962	L1	12.12	43	86.5	575	2.3	
3	1800	182T	EM3211T-5G	1,055	L1	15.00	74	89.5	575	3.4	
5	1800	184T	EM3218T-5G	1,137	L1	16.50	92	89.5	575	5.3	
7 1/2	1800	213T	EM3311T-5G	1,602	L1	16.32	114	91	575	7.8	
10	1800	215T	EM3313T-5G	1,893	L1	17.45	132	91.7	575	10	
15	1800	254T	EM2513T-5G	2,660	L1	21.69	210	93	575	14.1	
20	1800	256T	EM2515T-5G	2,890	L1	21.69	250	93	575	18.9	
25	1800	284T	EM2531T-5G	3,543	L1	25.06	328	93.6	575	24.5	
30	1800	286T	EM2535T-5G	3,839	L1	25.06	340	94.1	575	28	
40	1800	324T	EM2539T-5G	4,972	L1	27.19	400	94.1	575	40	

(a) See notes on inside back flap.

Product family code: HV3

Information

Single phase

General purpose

Severe duty

Large AC

Washdown duty

Explosion proof

Pump

HVAC

Farm duty

Super-E®, three phase, ODP, foot mounted

1 thru 100 Hp

IP22



Features:

- External provisions for bearing current mitigation
- Designed for longevity with 3 year warranty
- Suitable for inverter use per NEMA MG1 Part 31.4.4.2

Applications:

- Fans
- Pumps
- Blowers
- Air handling
- HVAC systems
- Variable speed applications
- General purpose applications

Hp	RPM	NEMA Frame	Catalog Number	List Price	Mult. Sym.	"C" Dim.	Aprx. Wt. (lb)	Full Load Efficiency	Voltage	Full Load Amps	Notes (a)
230/460 volt											
1	1800	143T	EHM3116T	651	LS	11.12	35	85.5	230/460	1.5	30
1 1/2	1800	145T	EHM3154T	676	LS	11.62	37	86.5	230/460	2.2	30
2	1800	145T	EHM3157T	726	LS	12.13	41	86.5	230/460	2.9	30
3	1800	182T	EHM3211T	779	LS	15.00	72	89.5	230/460	4.2	30
	1200	213T	EHM3305T	1,141	L1	16.32	114	88.5	230/460	4.5	30
5	1800	184T	EHM3218T	846	LS	16.50	85	89.5	230/460	6.6	30
	1200	215T	EHM3309T	1,485	L1	17.45	141	89.5	230/460	7.4	30
7 1/2	1800	213T	EHM3311T	1,230	LS	16.32	115	91	230/460	9.7	30
	1200	254T	EHM2506T	1,773	L1	23.19	248	90.2	230/460	11	30
10	1800	215T	EHM3313T	1,480	LS	17.45	127	91.7	230/460	12.5	30
	1200	256T	EHM2511T	2,297	L1	23.19	260	91.7	230/460	14.3	30
15	1800	254T	EHM2523T	2,087	LS	21.69	212	93	230/460	17.7	30
	1200	284T	EHM2524T	3,085	L1	23.81	285	91.7	230/460	20.5	30
20	1800	256T	EHM2515T	2,612	LS	21.69	225	93	230/460	23.5	30
	1200	286T	EHM2528T	3,747	L1	23.81	375	92.4	230/460	27	30
25	1800	284T	EHM2531T	3,177	LS	25.06	345	93.6	230/460	30	30
	1200	324T	EHM2532T	4,519	L1	27.69	393	93	230/460	34	30
30	1800	286T	EHM2535T	3,473	LS	25.06	339	94.1	230/460	35	30
	1200	326T	EHM2536T	4,712	L1	28.69	482	93.6	230/460	38	30
40	1800	324T	EHM2539T	4,519	LS	27.19	433	94.1	230/460	49	30
50	1800	326T	EHM2543T	5,544	LS	27.69	469	94.5	230/460	57	30
60	1800	364T	EHM2547T	6,268	LS	29.94	582	95	230/460	68	30
75	1800	365T	EHM2551T	7,687	LS	33.72	752	95	230/460	87	30
100	1800	404T	EHM2555T	8,762	LS	36.97	911	95.4	230/460	113	30
230/460 volt, F2 mounting											
2	1800	145T	EHF3157T	726	LS	12.13	49	86.5	230/460	2.9	30
3	1800	182T	EHF3211T	779	LS	15.00	68	89.5	230/460	4.2	30
5	1800	184T	EHF3218T	846	LS	16.50	82	89.5	230/460	6.6	30
7 1/2	1800	213T	EHF3311T	1,230	LS	16.32	115	91	230/460	9.7	30
10	1800	215T	EHF3313T	1,480	LS	17.45	127	91.7	230/460	12.5	30
15	1800	254T	EHF2523T	2,087	LS	21.69	212	93	230/460	17.7	30
20	1800	256T	EHF2515T	2,612	LS	21.69	227	93	230/460	23.5	30
25	1800	284T	EHF2531T	3,177	LS	25.06	301	93.6	230/460	30	30
30	1800	286T	EHF2535T	3,473	LS	25.06	328	94.1	230/460	35	30
40	1800	324T	EHF2539T	4,519	LS	27.19	429	94.1	230/460	49	30
50	1800	326T	EHF2543T	5,544	LS	27.69	466	94.5	230/460	57	30

(a) See notes on inside back flap.

Product family code: HV3

Super-E, three phase, ODP, foot mounted

Hp	RPM	NEMA Frame	Catalog Number	List Price	Mult. Sym.	"C" Dim.	Aprx. Wt. (lb)	Full Load Efficiency	Voltage	Full Load Amps	Notes (a)
200 volt											
1	1800	143T	EHM3116T-8	651	LS	11.12	34	85.5	200	3.5	
1 1/2	1800	145T	EHM3154T-8	676	LS	11.62	38	86.5	200	5.1	
2	1800	145T	EHM3157T-8	726	LS	12.13	41	86.5	200	6.5	
3	1800	182T	EHM3211T-8	779	LS	15.00	71	89.5	200	9.7	
5	1800	184T	EHM3218T-8	846	LS	16.50	85	89.5	200	15.3	
7 1/2	1800	213T	EHM3311T-8	1,230	LS	16.32	115	91	200	22.2	
10	1800	215T	EHM3313T-8	1,480	LS	17.45	120	91.7	200	29.5	30
15	1800	254T	EHFM2523T-8	2,082	LS	21.69	211	93	200	40.7	6, 30
		254T	EHM2523T-8	2,087	LS	21.69	210	93	200	40.7	30
20	1800	256T	EHM2515T-8	2,612	LS	21.69	226	93	200	54.3	30
25	1800	284T	EHM2531T-8	3,177	LS	25.06	369	93.6	200	70	
30	1800	286T	EHM2535T-8	3,473	LS	25.06	331	94.1	200	81	
40	1800	324T	EHM2539T-8	4,519	LS	26.69	434	94.1	200	108	
50	1800	326T	EHM2543T-8	5,544	LS	27.69	459	94.5	200	132	

(a) See notes on inside back flap.

Product family code: HV3

Information

Single phase

General purpose

Severe duty

Large AC

Washdown duty

Explosion proof

Pump

HVAC

Farm duty

Super-E®, three phase, TEFC, foot mounted

1 thru 50 Hp

IP54


Features:

- External provisions for bearing current mitigation
- Designed for longevity with 3 year warranty
- Suitable for inverter use per NEMA MG1 Part 31.4.4.2

Applications:

- Fans
- Pumps
- Blowers
- Air handling
- HVAC systems
- General purpose applications

Hp	RPM	NEMA Frame	Catalog Number	List Price	Mult. Sym.	"C" Dim.	Aprx. Wt. (lb)	Full Load Efficiency	Voltage	Full Load Amps	Notes (a)
230/460 volt											
1	1800	143T	EHM3546T	734	LS	12.31	37	85.5	230/460	1.5	1, 30
1 1/2	1800	145T	EHM3554T	737	LS	13.29	44	86.5	230/460	2.2	1, 30
2	1800	145T	EHM3558T	789	LS	13.29	46	86.5	230/460	2.9	1, 30
3	1800	182T	EHM3611T	869	LS	16.54	73	89.5	230/460	4.2	1, 30
5	1800	184T	EHM3615T	949	LS	18.04	93	89.5	230/460	6.7	1, 30
	1200	215T	EHM3708T	1,558	L1	19.78	154	89.5	230/460	7.3	1, 30
7 1/2	1800	213T	EHM3710T	1,353	LS	19.03	128	91.7	230/460	9.4	1, 30
	1200	254T	EHM2276T	2,583	L1	23.28	294	91	230/460	11	1, 30
10	1800	215T	EHM3714T	1,526	LS	20.53	165	91.7	230/460	12	1, 30
	1200	256T	EHM2332T	2,943	L1	23.28	290	91	230/460	14.1	1, 30
15	1800	254T	EHM2333T	2,332	LS	23.28	250	92.4	230/460	18.1	1, 30
	1200	284T	EHM4100T	3,914	L1	27.76	400	91.7	230/460	21	1, 30
20	1800	256T	EHM2334T	2,821	LS	23.28	288	93	230/460	24	1, 30
	1200	286T	EHM4102T	5,201	L1	27.76	457	91.7	230/460	27	1, 30
25	1800	284T	EHM4103T	3,680	LS	27.76	430	93.6	230/460	30	1, 30
	1200	324T	EHM4111T	5,879	L1	30.39	465	93	230/460	32	1, 30
30	1800	286T	EHM4104T	4,360	LS	27.76	423	93.6	230/460	38	1, 30
40	1800	324T	EHM4110T	5,691	LS	30.28	612	94.1	230/460	48	1, 30
50	1800	326T	EHM4115T	6,198	LS	30.28	622	94.5	230/460	58	1, 30
575 volt											
1	1800	143T	EHM3546T-5	734	LS	12.31	37	85.5	575	1.2	1
1 1/2	1800	145T	EHM3554T-5	737	LS	13.29	44	86.5	575	1.8	1
2	1800	145T	EHM3558T-5	789	LS	13.29	47	86.5	575	2.3	1
3	1800	182T	EHM3611T-5	869	LS	16.54	74	89.5	575	3.3	1
5	1800	184T	EHM3615T-5	949	LS	18.04	92	89.5	575	5.3	1
7 1/2	1800	213T	EHM3710T-5	1,353	LS	19.03	127	91.7	575	7.6	1
10	1800	215T	EHM3714T-5	1,526	LS	20.53	165	91.7	575	9.6	1
15	1800	254T	EHM2333T-5	2,332	LS	23.28	255	92.4	575	14.6	1
20	1800	256T	EHM2334T-5	2,821	LS	23.28	286	93	575	19.2	1
25	1800	284T	EHM4103T-5	3,680	LS	27.76	397	93.6	575	24	1
30	1800	286T	EHM4104T-5	4,360	LS	27.76	395	93.6	575	29	1
40	1800	324T	EHM4110T-5	5,691	LS	30.28	575	94.1	575	39	1
50	1800	326T	EHM4115T-5	6,198	LS	30.28	622	94.5	575	50	1

(a) See notes on inside back flap.

■ Cast iron frame

* IP54 when Drain Fitting Kit #HA5027A03 is installed in the weep holes (48 thru 256T frame motors only)

Product family code: HV3

Chiller/cooling tower, three phase, TEAO

5 thru 60 Hp

IP55

Information
Single phase
General purpose
Severe duty
Large AC
Washdown duty
Explosion proof
Pump
HVAC
Farm duty



Features:

- Severe duty construction for harsh environments
- Corrosion resistant epoxy finish
- Multiple lifting provisions for ease of installation
- Strategically placed drains for optimal moisture removal
- Four barrier shaft sealing system on drive end
- Lipped conduit lid for increased ingress protection

Applications:

- Cooling towers
- Chillers
- Fans
- Pumps
- Air handling
- HVAC systems
- General purpose applications

Hp	RPM	NEMA Frame	Catalog Number	List Price	Mult. Sym.	"C" Dim.	Aprx. Wt. (lb)	Full Load Efficiency	Voltage	Full Load Amps	Airflow Ft/Min	Notes (a)	
5	1800	213T	ECTM3611T-57	1495	L1	16.32	116	87.5	230/380-415	4.8	1200		
	1200	213T	ECTM3704T	1236	L1	17.45	140	89.5	230/460	4.6	1200		
		213T	ECTM3615T-57	1804	L1	17.45	134	88.5	230/380-415	7.4	1200		
5	1800	184T	CTM3665T	1,095	L1	13.68	100	87.5	208-230/460	6.9	1200		
		184T	ECTM3665T	1,239	L1	13.68	108	89.5	208-230/460	6.6	1200		
	1200	213T	ECTM3708T	1486	L1	18.95	185	89.5	230/460	7.2	1200		
		215T	215T	CTM3768T	1,660	L1	19.54	206	87.5	208-230/460	7.5	1200	
			215T	ECTM3768T	1,968	L1	19.54	227	90.2	230/460	7.3	1200	30
7 1/2	1800	213T	CTM3770T	1,458	L1	19.54	164	89.5	208-230/460	10.3	1500		
		213T	ECTM3770T	1,653	L1	19.54	170	91.7	208-230/460	9.5	1500		
	1200	254T	CTM2276T	2,025	L1	22.16	179	89.5	208-230/460	10.9	1500		
254T		ECTM2276T	2,802	L1	23.00	290	91	230/460	11	1500	30		
10	1800	215T	CTM3774T	1,861	L1	19.54	170	89.5	208-230/460	13	1500		
		215T	ECTM3774T	2,218	L1	19.54	231	91.7	208-230/460	12.2	1500		
	1200	256T	CTM2332T	2,254	L1	23.00	275	89.5	230/460	14.4	1500	30	
		256T	ECTM2332T	3,201	L1	23.00	297	91	230/460	14.4	1500	30	
15	1800	254T	CTM2333T	2,472	L1	22.16	236	91	208-230/460	18.5	1500		
		254T	ECTM2333T	2,944	L1	23.00	278	92.4	230/460	18.1	1500	30	
20	1800	284T	ECTM4100T	4,268	L1	25.63	345	91.7	230/460	20	1500	30	
		256T	CTM2334T	2,756	L1	23.91	245	91	230/460	25	1500	30	
25	1800	256T	ECTM2334T	3,284	L1	23.00	293	93	230/460	24	1500	30	
		284T	CTM4103T	3,341	L1	25.78	343	92.4	230/460	29	1500	30	
30	1800	284T	ECTM4103T	4,042	L1	25.63	378	93.6	230/460	30	1500	30	
		286T	CTM4104T	4,010	L1	25.78	363	92.4	230/460	36	1500	30	
40	1800	286T	ECTM4104T	4,797	L1	25.63	410	93.6	230/460	38	1500	30	
		324T	CTM4110T	5,334	L1	28.38	529	93	230/460	47	2000	30	
50	1800	324T	ECTM4110T	6,273	L1	28.38	553	94.1	230/460	48	1500	30	
		326T	ECTM4115T	7,500	L1	28.38	598	94.5	230/460	58	2000	30	
60	1800	364T	ECTM4314T	9,863	L1	29.70	835	95	230/460	68	2000	30	

(a) See notes on inside back flap.

Cast iron frame

Red catalog number indicates **NEW** product.

Product family code: HV3

Chiller/cooling tower, three phase, two speed, TEFC

10 thru 60 Hp

IP55



Features:

- Multi speed electrical design
- Severe duty construction for harsh environments
- Corrosion resistant epoxy finish
- Lead lugs for ease of connectivity

Applications:

- Cooling towers
- Chillers
- Fans
- Pumps
- Air handling
- HVAC systems
- General purpose applications

Hp	RPM	NEMA Frame	Catalog Number	List Price	Mult. Sym.	"C" Dim.	Aprx. Wt. (lb)	Full Load Efficiency ^(b)	Voltage	Full Load Amps	Notes ^(a)
10/2.5	1800/900	215T	CTM1760T	3,455	L1	19.32	210	89.5	460	14.3	
15/3.75	1800/900	254T	CTM1761T	4,381	L1	24.78	290	90.2	460	18.1	
20/5	1800/900	256T	CTM1762T	5,293	L1	24.78	299	91	460	23.6	
25/6.25	1800/900	284T	CTM1763T	6,158	L1	27.93	342	91.7	460	32	
30/7.5	1800/900	286T	CTM1764T	7,069	L1	27.93	333	91.7	460	36	
40/10	1800/900	324T	CTM1765T	9,280	L1	30.28	619	92.4	460	48	
50/12.5	1800/900	326T	CTM1766T	10,949	L1	30.28	657	90.2	460	63	
60/15	1800/900	364T	CTM1767T	15,857	L1	33.44	836	93	460	69.6	

^(a) See notes on inside back flap.

^(b) Full load efficiency is at 1800 RPM and low speed efficiency is not published.

■ Cast iron frame

Product family code: HV3

Ventilation fan, three phase TEAO, C-Face, footless

1/2 thru 1 Hp

IP54



Features:

- Terminal panel for ease of connectivity
- Lubed for life double sealed bearings
- Locked DE bearing to allow mounting in any configuration

Applications:

- Fans
- Pumps
- Blowers
- Condensers
- Air handling
- HVAC systems
- General purpose applications

Hp	RPM	NEMA Frame	Catalog Number	List Price	Mult. Sym.	"C" Dim.	Aprx. Wt. (lb)	Full Load Efficiency	Voltage	Full Load Amps	Notes ^(a)
1/2	900	56C	VAOM3560	673	K	12.68	50	64	208-230/460	1.6	
1	900	56C	VAOM3527	798	K	14.93	57	74	208-230/460	3.2	

^(a) See notes on inside back flap.


* IP54 when Drain Fitting Kit #HA5027A03 is installed in the weep holes (48 thru 256T frame motors only)

Product family code: HV3

NEW!

EC gold synchronous PM, three phase, TENV, foot & face mounting

0.5 thru 7.5 Hp



Features:

- Efficiencies meet or exceed IE4
- Synchronous PM rotor eliminates losses seen by induction motors
- Excellent speed regulation with no feedback required
- C-face and foot mount as standard
- Works with most inverters that offer Synchronous PM mode

Applications:

- Pumps
- Compressors
- Blowers
- Fans
- Conveyors
- Material handling
- Variable speed applications

Hp	RPM	Freq Hz	NEMA Frame	Catalog Number	List Price	Mult. Sym.	Aprx. Wt. (lb)	Full Load Efficiency	BEMF Vrms	Full Load Amps	Notes (a)
460 volt											
1/2	3600	240	56C	CECG332005	460	EU	12	85.25	130.0	1.84	22
	1800	120	56C	CECG334005	547	EU	15	85.71	167.7	1.43	22
	900	60	56C	CECG338005	571	EU	21	84.65	153.2	1.56	22
1	3600	240	56C	CECG332010	530	EU	18	91.32	178.2	2.69	22
	1800	120	145TC	CECG334010T	631	EU	18	85.74	153.2	1.56	22
	900	60	145TC	CECG338010T	955	EU	30	85.94	160.2	2.99	22
1.5	3600	240	56C	CECG332015	634	EU	21	92.03	207.7	3.46	22
	1800	120	145TC	CECG334015T	769	EU	25	91.27	192.6	3.73	22
	900	60	145TC	CECG338015T	1,560	EU	43	86.79	137.0	5.24	22
2	3600	240	56C	CECG332020	773	EU	22	90.98	178.6	5.36	22
	1800	120	145TC	CECG334020T	1,026	EU	31	90.4	167.9	5.7	22
	900	60	145TC	CECG358020T	2,320	EU	88	88.6	172.5	6.24	22
3	3600	240	145TC	CECG332030T	1,074	EU	27	89.49	177.8	8.07	22
	1800	120	145TC	CECG334030T	1,680	EU	40	90.26	180.2	7.97	22
	900	60	182TC	CECG358030T	2,570	EU	98	85.71	183.7	8.79	22
5	3600	240	184TC	CECG352050T	1,850	EU	72	91.4	210.6	12.78	22
	1800	120	184TC	CECG354050T	2,130	EU	98	91.3	171.9	15.66	22
7.5	3600	240	184TC	CECG352075T	2,442	EU	88	91.49	161.6	24.98	22
460 volt											
1/2	3600	240	56C	CECG332005-4	460	EU	12	85.25	259.9	0.92	22
	1800	120	56C	CECG334005-4	547	EU	15	85.71	334.8	0.71	22
	900	60	56C	CECG338005-4	571	EU	21	84.65	312.7	0.77	22
1	3600	240	56C	CECG332010-4	530	EU	18	91.32	356.4	1.34	22
	1800	120	145TC	CECG334010T-4	631	EU	18	85.74	312.7	0.77	22
	900	60	145TC	CECG338010T-4	955	EU	30	85.94	320.4	1.49	22
1.5	3600	240	56C	CECG332015-4	634	EU	21	92.03	415.4	1.73	22
	1800	120	145TC	CECG334015T-4	769	EU	25	91.27	385.2	1.86	22
	900	60	145TC	CECG338015T-4	1,560	EU	43	86.79	273.9	2.62	22
2	3600	240	56C	CECG332020-4	773	EU	22	90.98	373.8	2.56	22
	1800	120	145TC	CECG334020T-4	1,026	EU	31	90.4	335.9	2.85	22
	900	60	145TC	CECG358020T-4	2,320	EU	88	88.6	345.1	3.12	22
3	3600	240	145TC	CECG332030T-4	1,074	EU	27	89.49	355.7	4.03	22
	1800	120	145TC	CECG334030T-4	1,680	EU	40	90.26	360.4	3.98	22
	900	60	182TC	CECG358030T-4	2,570	EU	98	85.71	367.4	4.4	22
5	3600	240	184TC	CECG352050T-4	1,850	EU	72	91.4	421.2	6.38	22
	1800	120	184TC	CECG354050T-4	2,130	EU	98	91.3	343.8	7.83	22
7.5	3600	240	184TC	CECG352075T-4	2,442	EU	88	91.49	323.3	12.45	22

Must be used with an inverter drive capable of running synchronous PM motors

Product family code: EU3

(a) See notes on inside back flap.

Red catalog number indicates **NEW** product.

Note 22: Must be used with an inverter drive capable of running synchronous PM motors

NEW!

For more information visit baldor.com or new.abb.com/motors-generators

Information

Single phase

General purpose

Severe duty

Large AC

Washdown duty

Explosion proof

Pump

HVAC

Farm duty

Three phase, TEAO, foot mounted

1/4 thru 10 Hp

IP54



Features:

- 36" long leads for ease of connectivity
- Oversized ball bearings for large overhung load from shaft mounted fans
- Locked DE bearing to allow mounting in any configuration

Applications:

- Fans
- Pumps
- Blowers
- Condensers
- Air handling
- HVAC systems
- General purpose applications

Hp	RPM	NEMA Frame	Catalog Number	List Price	Mult. Sym.	"C" Dim.	Aprx. Wt. (lb)	Full Load Efficiency	Voltage	Full Load Amps	Notes (a)
1/4	1800	48	AOM3454	337	K	9.63	18	64	230/460	0.7	2, 20, 30
	1200	48	AOM3455	529	K	9.63	19	68	230/460	0.7	2, 20, 30
1/3	1800	48	AOM3458	376	K	9.63	18	68	230/460	0.9	2, 20, 30
	1200	56	AOM3535	557	K	10.25	22	70	208-230/460	0.9	2, 20
1/2	1800	56	AOM3538	442	K	10.25	25	70	208-230/460	1.1	2, 20
	1200	56	AOM3539	600	K	10.88	24	72	208-230/460	1.2	2, 20
3/4	1800	56	AOM3542	476	K	10.25	23	72	208-230/460	1.6	2, 20
	1200	56	AOM3543	617	K	11.75	31	77	208-230/460	1.5	2, 20
1	1800	143T	AOM3546T	495	L1	11.81	33	75.5	208-230/460	1.8	2
	1200	145T	AOM3556T	626	L1	11.12	35	78.5	208-230/460	1.9	2
	900	182T	AOM3617T	1,212	L1	13.62	62	74	208-230/460	2.2	2
1 1/2	1800	145T	AOM3554T	515	L1	11.12	34	81.5	208-230/460	2.3	2, 20
	1200	182T	AOM3607T	716	L1	13.62	50	78.5	208-230/460	2.5	2, 20
2	1800	145T	AOM3558T	546	L1	12.12	38	82.5	208-230/460	3	2, 20
	1200	184T	AOM3614T	768	L1	15.00	63	81.5	208-230/460	3.4	2, 20
3	900	213T	AOM3702T	1,839	L1	16.32	97	82.5	208-230/460	3.5	2
	1800	182T	AOM3611T	640	L1	13.62	59	85.5	208-230/460	4.5	2, 20
	1200	213T	AOM3704T	962	L1	16.32	92	84	208-230/460	4.8	2, 20
5	900	215T	AOM3705T	2,010	L1	17.44	113	86.5	208-230/460	5.2	2, 20
	1800	184T	AOM3615T	740	L1	15.00	71	87.5	208-230/460	6.8	1
	1200	215T	AOM3708T	1,377	L1	16.32	115	86.5	208-230/460	7.6	2, 20
7 1/2	900	254T	AOM25904T	3,194	L1	19.63	208	82.5	230/460	8.9	1, 30
	1800	213T	AOM3710T	949	L1	16.32	106	87.5	208-230/460	10.9	1
10	1800	215T	AOM3714T	1,150	L1	17.45	126	89.5	208-230/460	13.5	2, 20

(a) See notes on inside back flap.

Product family code: HV3

* IP54 when Drain Fitting Kit #HA5027A03 is installed in the weep holes (48 thru 256T frame motors only)

Information

Single phase

General purpose

Severe duty

Large AC

Washdown duty

Explosion proof

Pump

HVAC

Farm duty

Condenser fan, three phase, ODP, “belly band” round body

1/2 thru 1 1/2 Hp

IP22



Features:

- 6” long shaft with flat and keyway
- Terminal panel for ease of connectivity
- Automatic thermal overload protection
- Lubed for life double shielded bearings

Applications:

- Fans
- Pumps
- Blowers
- Condensers
- Air handling
- HVAC systems
- General purpose applications

Hp	RPM	NEMA Frame	Catalog Number	List Price	Mult. Sym.	“C” Dim.	Aprx. Wt. (lb)	Full Load Efficiency	Voltage	Full Load Amps	Notes (a)
1/2	1200	48YZ	CFM3036A	566	K	14.29	25	72	208-230/460	1.2	2, 20
		56YZ	CFM3136A	586	K	15.30	28	70			
3/4	1200	48YZ	CFM3046A	614	K	16.02	33	77	208-230/460	1.5	2, 20
		56YZ	CFM3146A	633	K	15.55	33	75.5			
1	1200	56YZ	CFM3156A	722	K	16.55	38	75.5	208-230/460	1.8	
1 1/2	1200	56YZ	CFM3166A	785	K	17.43	48	76	208-230/460	2.5	

(a) See notes on inside back flap.

Product family code: HV3

Condenser fan, three phase, TEAO, “belly band” round body

1/2 Hp

IP54



Features:

- Low temp grease for use in industrial freezers
- Terminal panel for ease of connectivity
- Automatic thermal overload protection
- Lubed for life double shielded bearings
- 60 and 50 Hz data included for connection at either frequency

Applications:

- Industrial freezers/ refrigeration
- Food processing plants
- Low temperature condensers

Hp	RPM	NEMA Frame	Catalog Number	List Price	Mult. Sym.	“C” Dim.	Aprx. Wt. (lb)	Full Load Efficiency	Voltage	Full Load Amps	Notes (a)
1/2	1200	56	M3539-TP	625	K	11.68	29	70	208-230/460	1.2	

(a) See notes on inside back flap.

Product family code: HV3

* IP54 when Drain Fitting Kit #HA5027A03 is installed in the weep holes (48 thru 256T frame motors only)

Fan and blower, single and three phase, ODP, resilient base 1/4 thru 2 Hp

IP22



Features:

- Resilient cushion base for low noise and reduced vibration
- Terminal panel for ease of connectivity
- Automatic thermal overload protection
- Lubed for life double shielded bearings

Applications:

- Fans
- Pumps
- Blowers
- Condensers
- Air handling
- HVAC systems
- General purpose applications

Hp	RPM	NEMA Frame	Catalog Number	List Price	Mult. Sym.	"C" Dim.	Aprx. Wt. (lb)	Full Load Efficiency	Voltage	Full Load Amps	Notes (a)
Single phase											
1/4	1800	48	RL1203A	271	K	10.34	20	55	115/230	2.5	12, 30, 96
1/3	1800	56	RL1206A	292	K	10.96	24	60	115/230	3	30, 96
	3600	48	RL1209A	333	K	10.96	27	62	115/230	4.2	12, 30, 96
1/2	1800	56	RL1304A	434	K	11.59	26	62	115/230	4.2	12, 30, 66, 96
	3600	56	RL1323A	395	K	10.97	24	62	115/230	4	2, 66
3/4	1800	56H	RL1307A	532	K	12.96	34	68	115/230	5.1	12, 30, 66, 96
	3600	56	RL1324A	428	K	12.47	31	71	115/230	5	2, 66
1	1800	56H	RL1309A	459	K	11.42	36	63	115/230	7.3	30, 66, 96
	3600	56H	RL1310A	578	K	12.04	34	68	115/230	6.5	12, 30, 66
1 1/2	1800	56H	ERL1313A	689	K	13.30	52	82	115/230	5.9	15, 30, 66
	3600	56H	ERL1319A	774	K	14.67	59	83.8	115/230	6.2	15, 66
Single phase, 277 volt											
1/3	1800	56	RL1301A277	446	K	10.97	23	60	277	2.5	13, 66
1/2	1800	56	RL1304A277	464	K	11.59	26	62	277	3.6	12, 66
3/4	1800	56H	RL1307A277	639	K	12.47	34	66	277	4.2	12, 66
1	1800	56H	RL1310A277	657	K	12.42	42	70	277	5.4	66
1 1/2	1800	56H	ERL1319A277	774	K	14.67	59	84	277	5.2	15, 66
Three phase											
1/4	1800	48	ERM3003	437	K	10.34	21	69.5	230/460	0.5	13, 15, 30
1/3	1800	48	ERM3007	455	K	10.34	24	73.4	230/460	0.7	13, 15, 30
	3600	56	ERM3104	455	K	10.97	24	73.4	230/460	0.7	13, 15, 30
1/2	3600	48	ERM3009	480	K	10.34	24	73.4	230/460	0.8	12, 15, 30
	1800	48	ERM3010	489	K	11.84	31	78.2	230/460	0.8	12, 15, 30
3/4	3600	56	ERM3108	489	K	11.97	31	78.2	230/460	0.8	12, 15, 30
	1800	56	ERM3111	485	K	10.97	24	76.8	230/460	1.2	12, 15, 30
1	3600	56	ERM3112	539	K	11.42	38	84	208-230/460	1.3	12, 15
	1800	56	ERM3115	512	K	12.47	27	77	230/460	1.6	12, 15, 30
1 1/2	1800	56	ERM3116	562	K	11.42	37	83.5	230/460	1.45	15, 30
	3600	56H	ERM3120	543	K	11.42	34	84	208-230/460	2	15
2	1800	56H	ERM3154	580	K	12.42	41	86.5	208-230/460	2.2	15
	3600	56H	ERM3155	630	K	12.42	43	85.5	230/460	2.6	15
2	1800	56H	ERM3157	673	K	12.42	43	86.5	208-230/460	2.9	15

(a) See notes on inside back flap.

Product family code: single phase HV1, three phase HV3

Three phase, ODP

1/3 thru 5 Hp

IP22



Features:

- Terminal panel for ease of connectivity
- Automatic thermal overload protection
- Lubed for life double shielded bearings

Applications:

- Fans
- Pumps
- Blowers
- Condensers
- Air handling
- HVAC systems
- General purpose applications

Hp	RPM	NEMA Frame	Catalog Number	List Price	Mult. Sym.	"C" Dim.	Aprx. Wt. (lb)	Full Load Efficiency	Voltage	Full Load Amps	Notes (a)
Foot mounted											
5	1800	184T	EHM3218TA	1,076	L1	16.50	84	89.5	230/460	6.6	11, 30
Resilient base											
1/3	1800	48	RM3007A	321	K	10.34	21	68	230/460	0.8	12, 30
1/2	1800	56H	RM3108A	487	K	10.97	25	72	230/460	0.9	12, 30, 36
3/4	1800	56H	RM3112A	524	K	11.59	32	74	230/460	1.5	12, 30, 36, 96
1	1800	56H	RM3116A	546	K	12.47	32	78.5	230/460	2	30, 36, 96
1 1/2	1800	56H	RM3154A	580	K	12.04	34	78.5	208-230/460	2.4	36
2	1800	56H	RM3157A	665	K	12.42	40	81.5	208-230/460	2.9	36
3	3600	145TY	ERM3158TA	797	L1	13.64	48	85.5	230/460	3.8	30
5	3600	145TY	ERHM3162TA	1,138	L1	15.02	60	86.5	230/460	6.1	30

(a) See notes on inside back flap.

Product family code: HV3

(PSC) – direct drive fan, single phase, foot mounted, TEAO

1/4 thru 1/2 Hp

IP54



Features:

- 1" extended through bolts for grille mounting
- Terminal panel for ease of connectivity
- Automatic thermal overload protection
- Lubed for life double shielded bearings
- Switchless design for increased reliability

Applications:

- Fans
- Pumps
- Blowers
- Condensers
- Air handling
- HVAC systems
- General purpose applications

Hp	RPM	NEMA Frame	Catalog Number	List Price	Mult. Sym.	"C" Dim.	Aprx. Wt. (lb)	Full Load Efficiency	Voltage	Full Load Amps	Notes (a)
1/4	1800	48Z	PSC3413A	400	K	11.34	19	65.5	115/230	1.3	2, 29
1/3	1800	48Z	PSC3416A	444	K	11.34	21	62	115/230	1.8	2, 29
1/2	1800	48Z	PSC3524A	487	K	11.96	24	65	115/230	3	2, 29

(a) See notes on inside back flap.

Product family code: HV3

* IP54 when Drain Fitting Kit #HA5027A03 is installed in the weep holes (48 thru 256T frame motors only)

Direct drive fan, single and three phase, TEAO

1/4 thru 1 Hp

IP54



Features:

- Resilient cushion base for low noise and reduced vibration
- 1" extended through bolts for grille mounting
- Terminal panel for ease of connectivity
- Automatic thermal overload protection
- Lubed for life double shielded bearings

Applications:

- Fans
- Pumps
- Blowers
- Condensers
- Air handling
- HVAC systems
- General purpose applications

Hp	RPM	NEMA Frame	Catalog Number	List Price	Mult. Sym.	"C" Dim.	Aprx. Wt. (lb)	Voltage	Full Load Amps	S.F.	Notes (a)
Single phase, permanent split capacitor											
1/4	1800	48Z	CHC144A	347	K	11.35	21	115/230	1.4	1	30
	1200	48Z	CHC164A	403	K	11.35	22	115/230	1.5	1.15	30
1/3	1800	48Z	CHC244A	387	K	11.35	22	115/230	1.7	1.15	30
	1200	48Z	CHC264A	467	K	11.35	26	115/230	1.8	1.15	30
1/2	1800	56YZ	CHC345A	438	K	12.70	27	115/230	2.6	1.15	30
	1200	56YZ	CHC365A	504	K	13.58	31	115/230	3.2	1.15	30
3/4	1800	56YZ	CHC445A	499	K	13.58	35	115/230	3.7	1.15	
	1800	56	CHC545A	534	K	13.04	39	115/230	4.9	1	
1	1800	56	CHC565A	722	K	13.92	51	115/230	5.3	1	20
	1200	56	CHC565A								
Three phase											
1/4	1200	48YZ	CHM164A	408	K	11.34	20	230/460	0.7	1.25	30, 96
1/3	1200	48YZ	CHM264A	435	K	11.34	19	230/460	0.9	1.25	30
	1800	48YZ	CHM344A	416	K	11.34	23	230/460	1.1	1.25	30
1/2	1800	56YZ	CHM345A	419	K	12.08	24	230/460	1.1	1.25	30
	1200	48YZ	CHM364A	473	K	11.96	25	230/460	1.2	1.25	30
3/4	1800	56YZ	CHM365A	477	K	12.70	28	230/460	1.2	1.25	30
	1200	56YZ	CHM465A	545	K	13.58	34	208-230/460	1.5	1.15	
1	1800	56YZ	CHM545A	526	K	13.58	34	208-230/460	1.7	1.15	
	1200	56	CHM565A	620	K	13.04	40	208-230/460	1.8	1.15	

(a) See notes on inside back flap.

Product family code: single phase HV1, three phase HV3

Yoke/pedestal fan, single phase, PSC, TEAO

1/4 thru 1/2 Hp

IP54



Features:

- Robust stamped steel pedestal mount
- 1" extended through bolts for grille mounting
- Terminal panel for ease of connectivity
- Automatic thermal overload protection
- Lubed for life double shielded bearings
- Switchless design for increased reliability

Applications:

- Fans
- Pumps
- Blowers
- Condensers
- Air handling
- HVAC systems
- General purpose applications


Hp	RPM	NEMA Frame	Catalog Number	List Price	Mult. Sym.	"C" Dim.	Aprx. Wt. (lb)	Voltage	Full Load Amps	S.F.	Notes (a)
1/4	1800	48YZ	YPC144A	297	K	10.68	18	115	2.5	1	
	1200	48YZ	YPC164A	337	K	10.68	22	115	2.8	1	
1/3	1800	48YZ	YPC244A	321	K	10.68	21	115	3.4	1	
	1200	56YZ	YPC245A	326	K	10.68	21	115	3.4	1	
1/2	1200	48YZ	YPC264A	369	K	10.68	22	115	3.5	1	
	1800	48YZ	YPC344A	369	K	10.68	22	115	5.1	1	
1/2	1800	56YZ	YPC345A	374	K	10.68	24	115	5.1	1	
	1200	48YZ	YPC364A	422	K	11.31	27	115	5.4	1	

(a) See notes on inside back flap.

Product family code: single phase HV1

Farm duty motors

ABB offers one of the most complete lines of Farm duty motors available on the market. As the largest motor manufacturer in North America, ABB has led the market for Farm duty motors for years. We have the motor for just about any agricultural applications you may have.



Key features:

- Dynamically balanced rotor to reduce noise and increased bearing life
- Color coded and numbered leads for ease of connectivity
- Corrosion resistant brown epoxy finish
- Optimized windings to protect against voltage drop and phase shift
- Baldor-Reliance® motors meet or exceed all efficiency requirements for US, Canada and Mexico regulations

1/3 - 100 Horsepower

Product line – TEFC, ODP, TEAO, OPAO & TENV enclosures		Super-E	Grain Dryer/ Centrifugal Fan	Grain Dryer/ Vane Axial Fan	Universal Crop Dryer	Aeration Fan	(PSC)-Direct Drive Fan
NEMA frame sizes		56-405T	184TZ-326TZ	145TZ-215TZ	184Z-215Z	56Z-145T	48Z-56Z
Electrical features							
Efficiency	Super-E® motor designs meet or exceed NEMA Premium® requirements	S	S	S	-	S	-
Torque	NEMA Design B torques as a minimum	S	-	S	-	S	-
Service factor & temp. rise	1.0 service factor – continuous	S	S	S	S	S	S
	1.15 service factor	S	S	S	-	-	-
	1.25 service factor	-	-	-	-	S	-
Windings	Class F insulation with Class B rise	S	S	S	S	S	S
	Single phase	S	S	S	S	S	S
	Three phase	S	S	S	-	S	-
	Corona inception testing – meets NEMA Part 31.4.4.2	S	S	S	S	S	S
Connections	Single dip & bake with 100% solids epoxy	S	S	S	S	S	S
	Grounding terminal inside main conduit box	S	S	S	S	S	S
Document	Documented final motor tests – ship with motor	A	A	A	A	A	A
Mechanical features							
Frame	Steel band frame – cast iron endplates & conduit box, steel fan cover	S	S	S	S	S	S
	Cast iron frame – cast iron endplates & conduit box, steel fan cover	S	S	-	-	-	-
	Screens on ODP to protect against entry or trash, snakes or rodents	-	S	S	S	-	-
Conduit box	Oversized conduit box rotatable in 90 degree increments on three phase motors	A	A	A	-	A	-
	Gasketed conduit box	S	A	A	A	A	-
Lubrication	NPT threaded lead inlet hole in conduit box	S	S	-	S	S	S
	Lubrication fittings on T frames	S	-	-	-	S	-
	Grease inlet fitting – DE & ODE on bearings not sealed	-	-	-	S	S	-
Shaft seals	Mobil Polyrex™ EM moisture resistant grease	S	S	S	A	A	S
Shaft seals	Lip and V-Ring seal on drive end	S	S	S	S	-	-
Cooling	Non-metallic external cooling fan	S	S	-	-	-	-
Paint	Corrosion resistant E-Coat	S	S	S	S	S	S
	Painted with brown 2-part epoxy primer and epoxy finish coat	S	S	S	S	S	S
Nameplate	Laser etched nameplate with highly legible font	S	S	S	S	S	S

S = Standard A = Available through Mod Express® or as custom

Information

Single phase

General purpose

Severe duty

Large AC

Washdown duty

Explosion proof

Pump

HVAC

Farm duty

Super-E®, three phase, TEFC

1/2 thru 100 Hp

IP54



Features:

- Lubed for life double sealed ball bearings
- Lip seal and V-Ring slinger on DE for increased moisture resistance
- Designed for longevity with 3 year warranty
- Suitable for inverter use per NEMA MG1 Part 31.4.4.2

Applications:

- Industrial fans
- General purpose farm
- Industrial pumps

Hp	RPM	NEMA Frame	Catalog Number	List Price	Mult. Sym.	"C" Dim.	Aprx. Wt. (lb)	Full Load Efficiency	Voltage	Full Load Amps	Notes (a)
1/2	1800	56	FDM3538	530	K	11.35	24	74.0	208-230/460	1.0	1
3/4	1800	56	FDM3542	567	K	11.35	27	75.5	208-230/460	1.5	1
1	1800	56	FDEM3546	755	K	12.23	38	85.5	230/460	1.5	1,30
		143T	FDEM3546T	765	L1	12.31	38	85.5	230/460	1.5	1,30
1 1/2	1800	56	FDEM3554	772	K	13.23	41	86.5	230/460	2.2	1,30
		145T	FDEM3554T	787	L1	13.31	41	86.5	230/460	2.2	1,30
2	1800	56	FDEM3558	791	K	13.23	45	86.5	230/460	2.9	1,30
		145T	FDEM3558T	815	L1	13.31	45	86.5	230/460	2.9	1,30
3	3600	182T	FDEM3610T	936	L1	16.52	64	87.5	230/460	3.5	1,30
	1800	182T	FDEM3611T	903	L1	16.55	70	89.5	230/460	4.2	1,30
5	3600	184T	FDEM3613T	1,048	L1	16.55	74	88.5	230/460	5.9	1,30
	1800	184T	FDEM3615T	986	L1	18.05	93	89.5	230/460	6.7	1,30
7 1/2	3600	213T	FDEM3709T	1,565	L1	17.89	121	89.5	230/460	9	1,30
	1800	213T	FDEM3710T	1,419	L1	19.02	127	91.7	230/460	9.4	1,30
10	3600	215T	FDEM3711T	1,586	L1	17.89	118	90.2	230/460	11.8	1,30
	1800	215T	FDEM3714T	1,599	L1	20.52	165	91.7	230/460	12	1,30
15	3600	254T	FDEM2394T	2,688	L1	23.66	254	91	230/460	17.5	1,30
	1800	254T	FDEM2333T	2,464	L1	23.66	270	92.4	230/460	18.1	1,30
20	3600	256T	FDEM4106T	2,947	L1	23.66	271	91	230/460	23	1,30
	1800	256T	FDEM2334T	2,978	L1	23.66	300	93	230/460	24	1,30
25	3600	284TS	FDEM4107T	3,842	L1	24.71	323	91.7	230/460	29	1,30
	1800	284T	FDEM4103T	3,893	L1	27.76	380	93.6	230/460	30	1,30
30	3600	286TS	FDEM4108T	4,555	L1	24.71	323	91.7	230/460	34	1,30
	1800	286T	FDEM4104T	4,608	L1	27.76	425	93.6	230/460	38	1,30
40	3600	324TS	FDEM4109T	6,276	L1	28.78	528	92.4	230/460	46	1,30
	1800	324T	FDEM4110T	6,062	L1	30.28	567	94.1	230/460	48	1,30
50	3600	326TS	FDEM4114T	6,856	L1	28.78	575	93	230/460	56	1,30
	1800	326T	FDEM4115T	6,614	L1	30.28	610	94.5	230/460	58	1,30
60	1800	364T	FDEM4314T	9,497	L1	33.48	910	95	230/460	67.8	1,30
75	1800	365T	FDEM4316T	11,072	L1	33.48	977	95.4	230/460	84.9	1,30
100	1800	405T	FDEM4400T	13,784	L1	38.19	1,326	95.4	230/460	112	1,30
C-Face, footless											
1/2	1800	56C	VFDM3538	515	K	11.35	24	74	230/460	1.0	1,30
3/4	1800	56C	VFDM3542	557	K	11.35	27	75.5	230/460	1.5	1,30
1	1800	56C	VFDEM3546	742	K	12.23	37	85.5	230/460	1.5	1,30
1 1/2	1800	56C	VFDEM3554	760	K	13.23	41	86.5	230/460	2.2	1

(a) See notes on inside back flap.

Red catalog number indicates **NEW** product.

Cast iron frame

Product family code: FD3

Single phase, TEFC

1/3 thru 16 Hp

IP54



Features:

- Lubed for life double sealed ball bearings
- Lip seal and V-Ring slinger on DE for increased moisture resistance
- Gasketed manual reset thermal overload protection

Applications:

- Agri-duty
- Industrial fans
- General purpose farm
- Industrial pumps

Hp	RPM	NEMA Frame	Catalog Number	List Price	Mult. Sym.	"C" Dim.	Aprx. Wt. (lb)	Full Load Efficiency	Voltage	Full Load Amps	Notes (a)
Foot mounted											
1/3	1800	56	FDL3501M	453	K	11.35	23	60	115/230	3	13, 30
1/2	1800	56	FDL3504M	529	K	11.97	28	68	115/230	3.7	12, 30
3/4	1800	56	FDL3507M	621	K	13.35	37	74	115/230	4.4	12
1	1800	56H	FDL3510M	703	K	12.93	41	67	115/230	6.5	30
		143T	FDL3510TM	703	L1	13.29	40	67	115/230	6.5	30
1 1/2	1800	56H	FDL3514M	791	K	13.91	49	80	115/230	6.2	2
		145T	FDL3514TM	793	L1	14.17	51	80	115/208-230	6.2	2
C-Face, foot mounted											
1/2	1800	56C	CFDL3504M	695	K	11.97	28	68	115/230	3.7	12, 30
3/4	1800	56C	CFDL3507M	807	K	13.35	39	74	115/230	4.4	12
1	1800	56CH	CFDL3510M	911	K	13.25	47	67	115/230	6.5	30
1 1/2	1800	56CH	CFDL3514M	1,024	K	14.12	51	80	115/208-230	6.2	2
2	1800	56CHZ	CFDL3516TM	1,298	K	14.13	53	82.5	230	7.9	1
C-Face, footless											
1/3	1800	56C	VFDL3501M	585	K	11.35	23	60	115/230	3	13, 30
1/2	1800	56C	VFDL3504M	670	K	11.97	27	68	115/230	3.7	12, 30
3/4	1800	56C	VFDL3507M	780	K	13.35	44	74	115/230	4.4	12
1	1800	56C	VFDL3510M	882	K	13.25	40	67	115/230	6.5	30
1 1/2	1800	56C	VFDL3514M	999	K	14.12	48	80	115/208-230	6.2	2
Foot mounted, extra high torque											
2	1800	56HZ	FDL3516TM	1,119	K	14.19	51	82.5	230	7.9	1
		182T	FDL3611TM	1,262	L1	16.55	77	75	115/230	14	2
		184	FDL3611M	1,295	L1	15.67	76	74	115/230	12.4	2
3	1800	184	FDL3610M	1,537	L1	17.18	90	80	230	15.5	2, 20
		184T	FDL3610TM	1,500	L1	18.05	90	80	230	15.5	2, 20
		184T	FDL3619TM	1,208	L1	16.54	82	81.5	230	13.2	2, 20
5	1800	184T	FDL3612TM	1,574	L1	18.05	100	80	230	23	2, 20
		215	FDL3731M	1,934	L1	18.65	126	84	230	20.5	2, 20
7 1/2	1800	213	FDL3732M	2,226	L1	18.65	147	84	230	30	2, 20
		213T	FDL3733TM	2,049	L1	19.02	146	84	230	30	2, 20
10	1800	215T	FDL3712TM	2,252	L1	20.77	160	84	230	40	2, 20, 89
		215T	FDL3737TM	2,397	L1	21.27	169	86.5	230	39	2, 20, 89
16	1800	256T	FDL3912T	3,475	L1	24.56	290	86.5	208-230	58	2, 20
		256T	FDL1177T	4,594	L1	23.28	322	87.5	208-230	61	2, 20
C-Face, footless, extra high torque											
2	1800	145TC	VFDL3516TM	1,298	L1	14.17	53	82.5	230	7.9	1, 20
3	1800	184TC	VFDL3610TM	1,758	L1	18.05	98	80	230	15.5	2, 20
5	1800	184TC	VFDL3612TM	2,147	L1	18.33	101	80	230	23	2, 20
C-Face, footless, F-2, extra high torque											
2	1800	145TC	VFDL3516TM	1,298	L1	14.17	53	82.5	230	7.9	1, 20
3	1800	184TC	VFDL3610TM	1,758	L1	18.05	98	80	230	15.5	2, 20
5	1800	184TC	VFDL3612TM	2,147	L1	18.33	101	80	230	23	2, 20

(a) See notes on inside back flap.
Red catalog number indicates **NEW** product.

Product family code: **FD1**

Information

Single phase

General purpose

Severe duty

Large AC

Washdown duty

Explosion proof

Pump

HVAC

Farm duty

NEW!**Single phase, TEAO, foot mounted**

1/2 thru 1 1/2 Hp

IP54**Features:**

- Lubed for life double sealed ball bearings
- Lip seal and V-Ring slinger on DE for increased moisture resistance
- Designed for longevity with 3 year warranty
- Suitable for inverter use per NEMA
- MG1 Part 31.4.4.2

Applications:

- Industrial fans
- General purpose farm
- Industrial pumps

Hp	RPM	NEMA Frame	Catalog Number	List Price	Mult. Sym.	"C" Dim.	Aprx. Wt. (lb)	Full Load Efficiency	Voltage	Full Load Amps	Notes (a)
1/2	1800	56H	FDAOL3504A	485	K	12.08	32	78.5	115/230	2.4	30
3/4	1800	56H	FDAOL3507A	530	K	12.08	35	74	115/230	4.1	30
1	1800	56H	FDAOL3521A	575	K	11.80	39	78.5	115/208-230	4.7	
1 1/2	1800	56H	FDAOL3532A	677	K	12.68	50	75.5	115/208-230	8	

(a) See notes on inside back flap.

Red catalog number indicates **NEW** product.

■ Cast iron frame

Product family code: **FD1****NEW!**For more information visit baldor.com or new.abb.com/motors-generators

Grain dryer/centrifugal fan, single and three phase, TEFC and ODP

3 thru 50 Hp

Open IP22 **Enclosed IP54**



Features:

- Shaft length 1” longer than NEMA standard
- Lubed for life double sealed ball bearings
- Lip seal and V-Ring slinger on DE for increased moisture resistance
- Screens on ODP to protect against trash and debris

Applications:

- High pressure grain drying
- Farm building fans

Hp	RPM	NEMA Frame	Catalog Number	List Price	Mult. Sym.	“C” Dim.	Aprx. Wt. (lb)	Full Load Efficiency	Voltage	Full Load Amps	Notes (a)
Single phase, open drip proof											
5	1800	184TZ	GDL1605T	1,623	L1	19.06	97	80	230	22.5	2, 20
7 1/2	1800	215TZ	GDL1607T	2,135	L1	22.57	142	82.5	230	32	1, 20
10	1800	215TZ	GDL1610T	2,470	L1	22.85	160	84	230	40	2, 20
16	1800	256TZ	GDL1615T	3,675	L1	24.19	271	86.5	208-230	62	2, 20
Single phase, totally enclosed fan cooled											
5	1800	184TZ	GDL3665T	2,029	L1	16.41	100	82.5	230	21	2, 20
7 1/2	1800	215TZ	GDL3770T	2,669	L1	19.45	198	85.5	230	29.6	1
10	1800	215TZ	GDL3774T	3,087	L1	19.45	210	86.5	230	38	2, 20
16	1800	256TZ	GDL2333T	4,594	L1	24.28	310	88.5	208-230	60	2, 20
Three phase, open drip proof											
5	1800	184TZ	EGDM3218T	1,073	L1	17.50	92	89.5	230/460	6.6	1, 30
		184TZ	GDM3218T	898	L1	16.00	68	87.5	208-230/460	7.2	16
7 1/2	1800	213TZ	EGDM3311T	1,573	L1	17.32	120	91	230/460	9.7	1, 30
		213TZ	GDM3311T	1,274	L1	18.00	92	88.5	208-230/460	9.9	16
10	1800	215TZ	EGDM3313T	1,864	L1	18.45	132	91.7	230/460	12.5	1, 30
		215TZ	GDM3313T	1,544	L1	17.32	116	89.5	208-230/460	13.4	16
15	1800	254TZ	EGDM2513T	2,580	L1	22.69	239	93	230/460	17.7	1, 30
		254TZ	GDM2513T	1,900	L1	21.00	156	91	208-230/460	19	1, 16
20	1800	256TZ	EGDM2515T	2,986	L1	22.69	245	93	230/460	23.5	1, 30
		256TZ	GDM2515T	2,502	L1	23.25	187	91.7	230/460	24	16, 30
25	1800	284TZ	EGDM2531T	3,692	L1	26.06	375	93.6	230/460	30	1, 30
		284TZ	GDM2531T	3,074	L1	24.44	245	91.7	230/460	31	16, 30
30	1800	286TZ	EGDM2535T	4,130	L1	26.06	382	94.1	230/460	35	1, 30
		286TZ	GDM2535T	3,575	L1	25.94	281	92.4	230/460	36	16, 30
Three phase, totally enclosed fan cooled											
3	1800	182TZ	EGDM3661T	1,376	L1	16.98	105	89.5	230/460	4.1	1, 30
		184TZ	EGDM3615T	1,407	L1	19.05	95	89.5	230/460	6.7	1, 30
5	1800	184TZ	GDM3615T	1,082	L1	17.55	80	87.5	208-230/460	6.8	1, 16
		184TZ	EGDM3665T	1,568	L1	16.98	119	89.5	230/460	6.6	1, 30
7 1/2	1800	213TZ	EGDM3710T	1,732	L1	20.03	127	91.7	230/460	9.4	1, 30
		213TZ	GDM3710T	1,356	L1	18.90	117	89.5	208-230/460	10.1	1, 16
		213TZ	EGDM3770T	1,929	L1	19.45	170	91.7	230/460	9.5	1, 30
10	1800	215TZ	EGDM3714T	2,515	L1	21.53	165	91.7	230/460	12	1, 30
		215TZ	GDM3714T	2,164	L1	20.03	131	89.5	208-230/460	13.5	1, 16
		215TZ	EGDM3774T	2,775	L1	19.45	231	91.7	230/460	12.5	1, 30
15	1800	254TZ	EGDM2333T	3,393	L1	24.66	255	92.4	230/460	18.1	1, 30
		254TZ	GDM2333T	2,868	L1	22.07	231	89.5	208-230/460	18.9	1, 16
20	1800	256TZ	EGDM2334T	3,592	L1	24.66	303	93	230/460	24	1, 30
		256TZ	GDM2334T	3,067	L1	23.83	245	91	230/460	25	1, 16, 30
25	1800	284TZ	EGDM4103T	4,523	L1	28.76	422	93.6	230/460	30	30
		284TZ	GDM4103T	4,358	L1	26.93	345	92.4	230/460	29	1, 16, 30
30	1800	286TZ	EGDM4104T	5,302	L1	28.76	460	93.6	230/460	38	30
		286TZ	GDM4104T	5,137	L1	26.93	366	92.4	230/460	36	1, 16, 30
40	1800	324TZ	EGDM4110T	7,030	L1	31.28	578	94.1	230/460	48	30
		324TZ	GDM4110T	6,855	L1	31.28	497	93	230/460	47	1, 16, 30
50	1800	326TZ	EGDM4115T	7,271	L1	31.28	608	94.5	230/460	58	30
		326TZ	GDM4115T	7,096	L1	31.28	552	91	230/460	60	1, 16, 30

(a) See notes on inside back flap. ■ Cast iron frame

Product family code: Single Phase FD1 Product family code: Three Phase FD3

Information
Single phase
General purpose
Severe duty
Large AC
Washdown duty
Explosion proof
Pump
HVAC
Farm duty

Grain dryer/vane axial fan, single and three phase, TEAO and OPAO

1 1/2 thru 15 Hp

Open
IP22

Enclosed
IP54



Features:

- Shaft length 3/4" longer than NEMA standard
- 1/4-20 tapped and keyed shaft
- Convenient lead location for ease of conduit connectivity
- Normally closed winding thermostats to protect against overheating
- Lubed for life double sealed ball bearings on TEAO motors
- Lip seal and V-Ring slinger on DE for increased moisture resistance on TEAO motors

Applications:

- Vane axial fan crop dryers

Hp	RPM	NEMA Frame	Catalog Number	List Price	Mult. Sym.	"C" Dim.	Aprx. Wt. (lb)	Full Load Efficiency	Voltage	Full Load Amps	Notes (a)
Single phase, totally enclosed air over											
1.5/3	3600	145TZ	UCLE153	1,078	L1	14.25	52	85.5	230	12.5	1, 30
3/4.5	3600	145TZ	UCLE3145	1,104	L1	15.62	61	82.5	230	12.5	2, 20
5/7.5	3600	182TZ	UCLE570	1,344	L1	16.88	93	84	230	20.5	2, 8
7.5/10	3600	182TZ	UCLE7510	1,453	L1	16.88	95	85.5	230	38	2, 20, 30
10/15	3600	215Z	UCLE1015	2,252	L1	18.56	167	89	230	46	2, 20
Single phase, open air over											
3/4.5	3600	145TZ	UCL3145	1,043	L1	15.62	59	77.8	230	14.3	2, 20
		182Z	UCL345	1,086	L1	14.88	72	74	230	22	2, 20
5/7.5	3600	182TZ	UCL570	1,283	L1	16.88	91	80	230	35	2, 20
7.5/10	3600	182TZ	UCL710	1,376	L1	16.88	89	85	230	31	2, 20
7.5/10.5	3600	215Z	UCL7510	1,742	L1	17.44	107	81	230	37	2, 20
10/15	3600	215Z	UCL1015	2,212	L1	17.81	137	84	230	44	2, 20
Three phase, totally enclosed air over											
1.5/3	3600	145TZ	UCME153	758	L1	13.37	39	80	208-230/460	4.1	2, 20
3/4.5	3600	143TZ	UCME3145	801	L1	13.37	46	84.5	208-230/460	6	2, 8
5/7.5	3600	184TZ	UCME570	1,006	L1	15.38	69	84	230/460	9	2, 20, 30
7.5/10	3600	184TZ	UCME7510	1,180	L1	16.88	85	86.5	230/460	11.5	2, 20, 30
7.5/9.2	3600	184TZ	UCME759	1,180	L1	16.88	84	89.5	208-230/460	8.5	2, 20
10/14	3600	215Z	UCME1014	1,507	L1	16.69	124	87.5	208-230/460	16.5	2, 20
Three phase, open air over											
5/7.5	3600	184TZ	UCM575	949	L1	15.38	66	84	230/460	9.5	2, 20
7.5/10	3600	184TZ	UCM713	1,135	L1	16.88	89	84	208-230/460	12	2
10/15	3600	215Z	UCM1014	1,459	L1	16.69	102	85.5	208-230/460	18	2, 20

(a) See notes on inside back flap.

Product family code: Single Phase FD1 Product family code: Three Phase FD3

Information

Single phase

General purpose

Severe duty

Large AC

Washdown duty

Explosion proof

Pump

HVAC

Farm duty

Universal crop dryer, single phase, PSC (switchless), OPAO

5 thru 15 Hp

IP22



Features:

- Shaft length 3/4” longer than NEMA standard
- 1/4-20 tapped and keyed shaft
- Convenient lead location for ease of conduit connectivity
- Switchless design for increased reliability
- Lubed for life double shielded ball bearings
- Normally closed winding thermostats to protect against overheating

Applications:

- Vane axial fan crop dryers

Hp	RPM	NEMA Frame	Catalog Number	List Price	Mult. Sym.	“C” Dim.	Aprx. Wt. (lb)	Full Load Efficiency	Voltage	Full Load Amps	Notes (a)
Open air over											
5/7.5	3600	184TZ	UCC5700	1,150	L1	15.38	74	79	230	19.5	
7.5/10	3600	184TZ	UCC7100	1,264	L1	16.88	78	85.5	230	28	
10/15	3600	215Z	UCC10150	2,389	L1	18.57	127	83	230	41	

(a) See notes on inside back flap.

Product family code: Single Phase FD1

Information

Single phase

General purpose

Severe duty

Large AC

Washdown duty

Explosion proof

Pump

HVAC

Farm duty

Auger drive, single phase, TEFC, flange mount, capacitor start 1/3 thru 1 1/2 Hp

IP44



Features:

- Mechanically protected centrifugal switch from over speeding
- Extended opposite DE shaft for manual jog
- Gasketed manual reset thermal overload protection
- Lubed for life double shielded ball bearings
- NEMA 56N flange for industry standard drive/gear connection

Applications:

- Poultry feed auger drive systems

Hp	RPM	NEMA Frame	Catalog Number	List Price	Mult. Sym.	"C" Dim.	Aprx. Wt. (lb)	Full Load Efficiency	Voltage	Full Load Amps	Notes (a)
1/3	1800	48YZ	ANFL3501M	549	K	12.44	24	60	115/230	3	12, 30
1/2	1800	48YZ	ANFL3504M	616	K	12.44	28	68	115/230	3.7	12, 30
3/4	1800	48YZ	ANFL3507M	718	K	13.32	34	74	115/230	4.1	12, 30
1	1800	56YZ	ANFL3510M	886	K	13.55	41	67	115/230	6.5	30
1 1/2	1800	56YZ	ANFL3514M	1,315	K	14.43	49	75.5	115/230	9	2, 30

(a) See notes on inside back flap.

Product family code: Single Phase FD1

Grain stirring, single phase, TEFC, foot mounted 1 1/2 Hp

IP44



Features:

- Slotted fan cover on DE to prevent clogging
- Gasketed manual reset thermal overload protection
- Lubed for life double shielded ball bearings

Applications:

- Inside bin grain stirring systems

Hp	RPM	NEMA Frame	Catalog Number	List Price	Mult. Sym.	"C" Dim.	Aprx. Wt. (lb)	Full Load Efficiency	Voltage	Full Load Amps	Notes (a)
1 1/2	1800	56Z	GSL3509M	776	K	12.29	41	80	208-230	6.4	

(a) See notes on inside back flap.

Product family code: Single Phase FD1

Instant reversing, single phase, TEFC, foot mounted

1/3 thru 1 Hp

IP44



Features:

- High starting torque
- Electrically designed for optimal performance in instant reversing applications
- Gasketed manual reset thermal overload protection
- Lubed for life double shielded ball bearings

Applications:

- Barn cleaners
- Bulk feeders
- Mechanical gates/doors
- Hoists

Hp	RPM	NEMA Frame	Catalog Number	List Price	Mult. Sym.	"C" Dim.	Aprx. Wt. (lb)	Full Load Efficiency	Voltage	Full Load Amps	Notes (a)
1/3	1800	56	IR3501M	515	K	11.35	25	60	115/208-230	3	2
1/2	1800	56	IR3504M	592	K	11.97	28	68	115/208-230	3.7	2
3/4	1800	56Y	IR3507M	677	K	13.25	40	70	115/208-230	4.6	2
1	1800	56	IR3510M	733	K	13.25	40	65	230	6.2	1

(a) See notes on inside back flap.
Red catalog number indicates **NEW** product.

Product family code: Single Phase FD1

Aeration fan, single and three phase, TEAO, foot mounted

1/2 thru 3 Hp

IP44



Features:

- 1/4-20 tapped and keyed shaft
- Terminal panel for ease of connectivity
- Automatic thermal overload protection (single phase)
- Normally closed winding thermostats to protect against overheating (three phase)
- Lubed for life double shielded ball bearings

Applications:

- Aeration fans for grain storage
- Exhaust fans
- Air handling systems

Hp	RPM	NEMA Frame	Catalog Number	List Price	Mult. Sym.	"C" Dim.	Aprx. Wt. (lb)	Full Load Efficiency	Voltage	Full Load Amps	Notes (a)
Single phase											
1/2	1800	56	AFL3504A	380	K	11.58	32	78.5	115/230	2.3	2
3/4	3600	56Z	AFL3520A	399	K	11.59	29	71	115/230	5.5	2
1	3600	56	AFL3521A	470	K	12.68	39	66	115/230	6	2
1	1800	56	AFL3510A	550	K	12.68	47	77	115/230	4.8	2
11/2	3600	56	AFL3525A	608	K	12.68	42	70	115/230	8.3	2, 30
		143TZ	AFL3522A	651	L1	12.74	43	70	115/230	8.3	2, 30
2	3600	143TZ	AFL3523A	795	L1	13.61	51	74	115/230	11.5	2
3	3600	145TZ	AFL3524A	829	L1	13.61	52	78	230	15	2
Three phase											
3/4	3600	56Z	AFM3528	404	K	10.97	24	74	230/460	1.3	30
1	3600	56Z	AFM3529	439	K	10.97	22	75.5	230/460	1.8	30
11/2	3600	143TZ	AFM3530	507	L1	12.45	30	80	208-230/460	2.3	
3	3600	145T	AFM3532	672	L1	12.74	45	82.5	208-230/460	3.8	2

(a) See notes on inside back flap. Red catalog number indicates **NEW** product.

Product family code: Single Phase FD1 Product family code: Three Phase FD3

For more information visit baldor.com or new.abb.com/motors-generators

Information
Single phase
General purpose
Severe duty
Large AC
Washdown duty
Explosion proof
Pump
HVAC
Farm duty

Information

(PSC) – direct drive fan, single phase, TEAO

1/4 thru 1 Hp

IP44

Single phase



Features:

- Switchless design for increased reliability
- 1" extended through bolts for grille mounting
- Terminal panel for ease of connectivity
- Automatic thermal overload protection
- Lubed for life double shielded ball bearings

Applications:

- Confinement houses
- Exhaust fans
- Air handling fans
- Unit heaters

General purpose

Severe duty

Hp	RPM	NEMA Frame	Catalog Number	List Price	Mult. Sym.	"C" Dim.	Aprx. Wt. (lb)	Full Load Efficiency	Voltage	Full Load Amps	Notes (a)
1/4	1800	48Z	CHC3413A	399	K	11.35	22	54	115/230	2.4	2, 29
	1800	48Z	CHC3416A	434	K	11.97	25	56	115/230	2.8	2, 29
1/3	1200	48Z	CHC3417A	543	K	11.97	26	54	115/230	2.8	2, 29
	1800	56	CHC3504A	485	K	11.59	25	72	115/230	2.6	30
1/2	1200	56Z	CHC3525A	623	K	13.54	40	70	115/230	2.6	2, 74
	900	56Z	CHC3526A	771	K	14.42	50	50	115/230	4.6	2, 74
1	1800	56H	CHL3510A	525	K	12.42	47	78	115/230	4.8	30

(a) See notes on inside back flap.
Red catalog number indicates NEW product.

Product family code: Single Phase FD1

Large AC

Washdown duty

Dairy/vacuum pump, single phase, TEFC, foot mounted

7 1/2 thru 10 Hp

IP44

Explosion proof



Features:

- Gasketed manual reset thermal overload protection
- Oversized conduit/capacitor box for ease of connectivity
- Aluminum heat sync fan on DE for increased bearing life

Applications:

- Vacuum pumps dairy industry

Pump

Hp	RPM	NEMA Frame	Catalog Number	List Price	Mult. Sym.	"C" Dim.	Aprx. Wt. (lb)	Full Load Efficiency	Voltage	Full Load Amps	Notes (a)
7 1/2	1800	215T	DEL3733TM	3,104	L1	20.77	162	85	230	28	1
10	1800	215T	DEL3737TM	3,791	L1	21.27	160	86.5	230	39	8, 89

(a) See notes on inside back flap.

Product family code: Single Phase FD1

HVAC

Farm duty

Metering pump, three phase, TEFC, foot mounted

1/3 Hp

IP44



Features:

- F3 conduit box location for optimal mounting clearance
- Lubed for life double shielded ball bearings
- 60 & 50 Hz data included for connection at either frequency

Applications:

- Metering pump systems

Hp	RPM	NEMA Frame	Catalog Number	List Price	Mult. Sym.	"C" Dim.	Aprx. Wt. (lb)	Voltage	Full Load Amps	Notes (a)
1/3	1800	48	MPM3458	391	K	10.72	20	230/460	0.8	2

(a) See notes on inside back flap.

Product family code: Single Phase FD1

Incubator/hatchery vent fan, single phase, TEAO

1/3 Hp

IP44



Features:

- Normally closed winding thermostats to protect against overheating
- 1" extended through bolts for grille mounting
- Terminal panel for ease of connectivity
- Pilot Circuit to facilitate system protection
- Flat slinger on DE for improved moisture protection
- Lubed for life double shielded ball bearings

Applications:

- Incubator/hatchery fans
- HVAC condensers
- Grille mount vent fan applications

Hp	RPM	NEMA Frame	Catalog Number	List Price	Mult. Sym.	"C" Dim.	Aprx. Wt. (lb)	Voltage	Full Load Amps	S.F.	Notes (a)
1/3	1800	48Z	HIC264A	360	K	10.09	20	115/230	1.9	1.00	
		48Z	HIC274A	360	K	10.09	20	115/230	2.2	1.00	

(a) See notes on inside back flap.

Product family code: Single Phase FD1

Information
Single phase
General purpose
Severe duty
Large AC
Washdown duty
Explosion proof
Pump
HVAC
Farm duty

Ammonia refrigeration compressor motors, three phase, ODP, 460 & 2300/4160 volt, foot mounted

150 thru 1000 Hp

IP22



Standard 460 Volt motor

Features:

- Low noise design
- 1.15 SF
- Meet or exceed all efficiency requirements for US, Canada and Mexico regulations
- Rated for across the line start
- Class F insulation with Class B temp rise
- Cast iron frame for reduced vibration and increased strength

Applications:

- Ammonia refrigeration compressors
- Pumps

Hp	RPM	NEMA Frame	Catalog Number	List Price	Mult. Sym.	"C" Dim.	Aprx. Wt. (lb)	Full Load Efficiency	Voltage	Full Load Amps	Notes (a)
460 volts											
150	3600	404/5TS	EM251152T-4	13,117	L1	31.00	1140	95.4	460	167	1
200	3600	444/5TS	EM251202T-4	14,864	L1	35.81	1737	95.4	460	221	1
250	3600	444/5TS	EM251252T-4	17,437	L1	35.81	1539	95.4	460	274	1
300	3600	447TSS/TS	EM251302T-4	27,254	L1	39.31	1899	95.4	460	334	1
350	3600	447TSS/TS	EM251352T-4	31,190	L1	39.31	1899	95.4	460	381	1
400	3600	449TS	EM251402T-4	36,592	L1	44.31	2083	96.2	460	431	1
450	3600	449TS	EM251452T-4	40,294	L1	44.31	2088	96.2	460	494	1
500	3600	449TS	EM251502T-4	44,548	L1	39.37	2595	96.2	460	544	1
600	3600	5010	M250602S-4	47,729	LG	56.50	4200	95.6	460	673	1
Product family code: DPC											
2300/4160 volts											
400	3600	449TS	M244402TS-2341	32,791	LG	44.38	4000	95	2300/4160	48.9	1
500	3600	5008	M250502S-2341	45,766	LG	49.50	3200	94.8	2300/4160	61.9	1
600	3600	5010	M250602S-2341	47,564	LG	56.50	4200	95.2	2300/4160	72.7	1
700	3600	5010	M250702S-2341	49,901	LG	56.50	4200	95.2	2300/4160	85.3	1
800	3600	5810	M258802S-2341	64,295	LG	65.81	7000	95	2300/4160	98.9	1
900	3600	5810	M258902S-2341	71,196	LG	65.81	7000	95.2	2300/4160	111	1
1000	3600	5810	M2581002S-2341	77,398	LG	65.81	7000	95.2	2300/4160	123	1

(a) See notes on inside back flap.

Custom induction motors available up to 30,000 Hp, contact your sales representative for additional information.

■ Cast iron frame

Three phase, two speed, TEFC, foot mounted

1/2 thru 25 Hp

IP54

Definite purpose

Unit Handling

Brake

IEC Frame

50 Hertz

Inverter/Vector

DC

Accessories

Grinders

Motor Mod



Features:

- Dual speed ratings
- High performance ball bearings
- Dynamically balanced rotor
- Heavy duty steel or cast-iron frame

Applications:

- Fans
- Blowers
- Machine tools
- Hoists
- Conveyors
- Pumps

Hp	RPM	NEMA Frame	Catalog Number	List Price	Mult. Sym.	"C" Dim.	Aprx. Wt. (lb)	Voltage	Full Load Amps	Notes (a)
Constant torque, one winding, low voltage										
1/5	1800/900	143T	M1504T	1,308	L1	13.31	39	208-230	2.8	10, 71
1.5/7.5	1800/900	145T	M1505T	1,382	L1	14.19	47	230	4.1	8, 10, 71
2/1	1800/900	184T	M1506T	1,678	L1	16.54	64	208-230	5.5	10, 71
3/1.5	1800/900	184T	M1507T	1,900	L1	18.04	84	230	8.3	1, 10, 71
5/2.5	1800/900	215T	M1508T	2,482	L1	19.01	134	208-230	13	10, 71
7.5/3.8	1800/900	215T	M1509T	3,231	L1	20.51	185	230	18.9	1, 10, 71
Constant torque, one winding, high voltage										
1/5	1800/900	143T	M1704T	1,308	L1	14.19	45	460	1.4	71
1.5/7.5	1800/900	145T	M1705T	1,382	L1	14.19	47	460	2.1	8, 71
2/1	1800/900	184T	M1706T	1,678	L1	16.54	65	460	2.8	71
3/1.5	1800/900	184T	M1707T	1,900	L1	18.04	84	460	4.2	1, 71
5/2.5	1800/900	215T	M1708T	2,482	L1	19.01	132	460	6.5	71
7.5/3.8	1800/900	215T	M1709T	3,231	L1	20.51	181	460	9.4	1, 71
10/5	1800/900	254T	M1710T	4,977	L1	23.28	263	460	13	1, 71
15/7.5	1800/900	256T	M1711T	5,762	L1	23.28	267	460	19.2	1, 71
20/10	1800/900	284T	M1712T	7,321	L1	27.76	378	460	25	1, 10, 71
25/13	1800/900	286T	M1713T	8,887	L1	27.76	397	460	29	1, 10, 71
Variable torque, one winding, low voltage										
1/.25	1800/900	143T	M1554T	922	L1	12.31	33	208-230	3	10, 71
1.5/.38	1800/900	145T	M1555T	959	L1	13.31	41	208-230	4.8	10, 71
2/.5	1800/900	145T	M1556T	1,114	L1	13.31	41	208-230	6.1	10, 71
3/.75	1800/900	184T	M1557T	1,197	L1	16.54	65	208-230	8	1, 10, 71
5/1.3	1800/900	184T	M1558T	1,523	L1	18.04	83	208-230	13.5	10, 71
Variable torque, one winding, high voltage										
1/.25	1800/900	143T	M1754T	922	L1	12.31	33	460	1.7	1, 10, 71
1.5/.38	1800/900	145T	M1755T	959	L1	13.31	38	460	2.3	10, 71
2/.5	1800/900	145T	M1756T	1,114	L1	14.19	45	460	3	71
3/.75	1800/900	184T	M1757T	1,197	L1	16.54	63	460	4	1, 71
5/1.3	1800/900	184T	M1758T	1,523	L1	18.04	84	460	6.7	1, 71
7.5/1.9	1800/900	215T	M1759T	2,145	L1	19.01	136	460	9.3	1, 71
10/2.5	1800/900	215T	M1760T	2,527	L1	20.52	158	460	12.5	8, 71
15/3.75	1800/900	254T	M1761T	3,493	L1	23.28	247	460	19.6	1, 71
20/5	1800/900	284T	M1762T	4,129	L1	27.76	344	460	26	1, 71
25/6.3	1800/900	286T	M1763T	4,791	L1	27.76	384	460	32	1, 71
Variable torque, two windings, low voltage										
.75/.33	1800/1200	56	M1519	1,020	K	13.23	37	230	2.8	10, 71
1/.44	1800/1200	145T	M1520T	1,065	L1	13.31	42	208-230	3.1	10, 71
1.5/.67	1800/1200	182T	M1521T	1,315	L1	15.17	58	208-230	4.4	10, 71
2/.89	1800/1200	182T	M1522T	1,509	L1	16.54	66	208-230	5.8	10, 71
3/1.3	1800/1200	184T	M1523T	1,765	L1	16.54	73	208-230	8	1, 10, 71
5/2.2	1800/1200	215T	M1524T	2,764	L1	19.01	126	230	12.8	1, 10, 71

(a) See notes on inside back flap. Cast iron frame

Product family code: DP2

Three phase, two speed, TEFC, foot mounted

Hp	RPM	NEMA Frame	Catalog Number	List Price	Mult. Sym.	"C" Dim.	Aprx. Wt. (lb)	Voltage	Full Load Amps	Notes (a)
Variable torque, two windings, high voltage										
.5/.22	1800/1200	56	M1718	951	K	12.23	29	460	1.1	10, 71
.75/.33	1800/1200	56	M1719	1,051	K	12.23	33	460	1.4	10, 71
1/.44	1800/1200	145T	M1720T	1,065	L1	13.31	35	460	1.6	10, 71
1.5/.67	1800/1200	182T	M1721T	1,315	L1	14.26	50	460	2.2	71
2/.89	1800/1200	182T	M1722T	1,509	L1	16.52	58	460	2.8	10, 71
3/1.3	1800/1200	184T	M1723T	1,765	L1	16.54	73	460	4	1, 71
5/2.2	1800/1200	215T	M1724T	2,764	L1	19.01	128	460	6.4	1, 71
7.5/3.3	1800/1200	254T	M1725T	3,572	L1	23.28	230	460	10.3	1, 10, 71
10/4.4	1800/1200	254T	M1726T	4,111	L1	21.07	225	460	12.5	1, 10, 71
15/6.7	1800/1200	284T	M1727T	4,879	L1	27.76	355	460	19.3	1, 10, 71
20/8.9	1800/1200	286T	M1728T	6,615	L1	27.76	390	460	27	1, 10, 71
25/11	1800/1200	324T	M1729T	6,968	L1	30.28	512	460	30	1, 10, 71

(a) See notes on inside back flap.

■ Cast iron frame

Product family code: DP2

Definite purpose

Unit Handling

Brake

IEC Frame

50 Hertz

Inverter/Vector

DC

Accessories

Grinders

Motor Mod

Three phase, two speed, ODP, foot mounted

1/2 thru 25 Hp

IP22



Features:

- Dual speed ratings
- High performance ball bearings
- Dynamically balanced rotor
- Heavy duty steel or cast-iron frame

Applications:

- Fans
- Blowers
- Pumps

Hp	RPM	NEMA Frame	Catalog Number	List Price	Mult. Sym.	"C" Dim.	Aprx. Wt. (lb)	Voltage	Full Load Amps	Notes (a)
Variable torque, one winding, low voltage										
1/25	1800/900	143T	M1004T	878	L1	11.12	33	208-230	3	
1.5/3.8	1800/900	145T	M1005T	913	L1	12.13	38	208-230	4.4	
2/5	1800/900	145T	M1006T	1,054	L1	12.13	41	230	6.1	
3/7.5	1800/900	184T	M1007T	1,132	L1	13.62	56	208-230	8	
5/1.3	1800/900	184T	M1008T	1,363	L1	15.00	71	230	13.2	1
7.5/1.9	1800/900	215T	M1009T	1,947	L1	16.32	113	230	20	10
10/2.5	1800/900	215T	M1010T	2,207	L1	17.45	133	208-230	25	1, 10
Variable torque, one winding, high voltage										
1/25	1800/900	143T	M1204T	878	L1	11.12	33	460	1.5	
1.5/3.8	1800/900	145T	M1205T	913	L1	12.13	37	460	2.2	
2/5	1800/900	145T	M1206T	1,054	L1	12.13	41	460	3.1	
3/7.5	1800/900	184T	M1207T	1,132	L1	13.62	56	460	4	
5/1.3	1800/900	184T	M1208T	1,363	L1	15.00	72	460	6.6	1
7.5/1.9	1800/900	215T	M1209T	1,947	L1	16.32	112	460	10	
10/2.5	1800/900	215T	M1210T	2,207	L1	17.45	132	460	13	1
15/3.8	1800/900	254T	M1211T	3,100	L1	21.69	206	460	20	1
20/5	1800/900	256T	M1212T	3,799	L1	21.69	204	460	26	1
25/6.3	1800/900	284T	M1213T	4,458	L1	23.81	330	460	34	10
Variable torque, two windings, low voltage										
.75/33	1800/1200	56	M1019	943	K	12.07	36	230	2.8	
1/44	1800/1200	145T	M1020T	1,016	L1	12.13	41	230	3	10
1.5/67	1800/1200	182T	M1021T	1,231	L1	13.62	55	208-230	4.4	10
2/89	1800/1200	182T	M1022T	1,404	L1	15.00	64	230	5.8	10
3/1.3	1800/1200	184T	M1023T	1,635	L1	15.00	72	230	8	
5/2.2	1800/1200	215T	M1024T	2,516	L1	16.32	113	230	12.8	1, 10
Variable torque, two windings, high voltage										
.5/22	1800/1200	56	M1218	898	K	11.07	33	460	0.9	
.75/33	1800/1200	56	M1219	943	K	12.07	36	460	1.4	10
1/44	1800/1200	145T	M1220T	1,016	L1	12.13	41	460	1.9	
1.5/67	1800/1200	182T	M1221T	1,231	L1	13.62	55	460	2.2	10
2/89	1800/1200	182T	M1222T	1,404	L1	15.00	65	460	3	
3/1.3	1800/1200	184T	M1223T	1,635	L1	15.00	72	460	4	
5/2.2	1800/1200	215T	M1224T	2,516	L1	16.32	113	460	6.4	1
7.5/3.3	1800/1200	256T	M1225T	3,346	L1	22.25	148	460	9.9	
10/4.4	1800/1200	256T	M1226T	3,779	L1	22.25	172	460	12.7	1, 10
15/6.7	1800/1200	284T	M1227T	4,585	L1	23.81	345	460	17.9	10
20/8.9	1800/1200	286T	M1228T	6,149	L1	23.81	330	460	24	10

(a) See notes on inside back flap.

Product family code: DP2

Definite purpose

Unit Handling

Brake

IEC Frame

50 Hertz

Inverter/Vector

DC

Accessories

Grinders

Motor Mod

Pressure washer, single phase, TEFC and ODP

1 1/2 thru 5 Hp

ODP
IP22

TEFC
IP54



Features:

- Manual thermal overload
- Capacitor start, capacitor run
- 1 1/2 horsepower designs rated at 14 amps or less on 115 volts
- UL and CSA recognized component approval

Applications:

- Pressure washers
- Steam cleaners

Hp	RPM	NEMA Frame	Catalog Number	List Price	Mult. Sym.	"C" Dim.	Aprx. Wt. (lb)	Full Load Efficiency	Voltage	Full Load Amps	Notes (a)
Totally enclosed fan cooled											
2	3600	56	PL3515M	806	K	13.23	42	77	115/230	8.8	1
	1800	56HZ	L3516TM	1,096	K	13.31	46	82.5	208-230	8.1	1, 57
3	3600	56	PL3519M	884	K	14.12	50	78	230	12.5	1, 30
	1800	184T	L3609TM	1,210	L1	16.54	79	78	115/230	14.5	2, 20
5	3600	184T	L3608TM	1,393	L1	18.05	89	83	230	19.5	2, 20
	1800	184T	L3612TM	1,406	L1	18.05	100	80	230	23	2, 20
Totally enclosed fan cooled, C-Face											
1 1/2	3600	56C	PCL3513M	713	K	13.25	38	75.5	115/230	6.6	
	1800	56C	PCL3514M	930	K	14.12	54	82.5	115/230	6	
2	3600	56C	PCL3515M	846	K	13.24	43	77	115/230	8.8	1
	1800	145TC	CL3516TM	1,105	L1	14.16	53	82.5	208-230	7.9	1
3	3600	56C	PCL3519M	927	K	14.12	52	78	230	12.5	1, 30
	1800	184TC	CL3619TM	1,437	L1	16.54	81	81.5	230	13.2	2, 20
5	3600	184TC	CL3608TM	1,557	L1	18.05	92	83	230	19.5	2, 20
	1800	184TC	CL3612TM	1,506	L1	18.05	102	80	230	23	2, 20
Open drip proof											
3	1800	184T	L1408TM	1,006	L1	15.00	74	78	115/230	16	
5	3600	56/56H	PL1327M	859	K	13.81	56	74.2	230	23	2, 20, 30, 36, 98
	1800	184T	L1410TM	1,224	L1	16.50	85	82.5	230	23	1, 30
Open drip proof, C-Face											
2	1800	56C	EPCL1322M	983	K	14.32	66	84.5	115/230	8.2	96
3	1800	184TC	CL1408TM	1,063	L1	15.00	80	78	115/230	16	
5	3600	56HCY	PCL1327M	905	K	14.11	57	74.2	230	23	2, 20, 30, 36, 47, 98
	1800	184TC	CL1410TM	1,281	L1	16.50	88	82.5	230	23	1, 30

(a) See notes on inside back flap.

Red catalog number indicates **NEW** product.

Product family code: DPS

U-frame, three phase, TEFC

3/4 thru 20 Hp

IP54



Features:

- Fan cooled
- High performance ball bearings
- Heavy-gauge steel and cast-iron frames
- Exxon Polyrex™ EM grease
- U-Frame mounting dimensions

Applications:

- Pumps
- Compressors
- Fans
- Conveyors
- Machine tools

Hp	RPM	NEMA Frame	Catalog Number	List Price	Mult. Sym.	"C" Dim.	Aprx. Wt. (lb)	Full Load Efficiency	Voltage	Full Load Amps	Notes (a)
Totally enclosed foot mounted											
3/4	900	184	M3602	1,284	L1	14.64	51	72	230/460	1.6	1, 30
1	1800	182	EM3603	1,086	L1	13.76	38	85.5	230/460	1.5	1, 30
	1200	184	EM3604	1,384	L1	13.76	41	82.5	230/460	1.8	1, 30
1 1/2	1800	184	EM3606	1,106	L1	13.76	41	86.5	230/460	2.2	1, 30
	1200	184	EM3607	1,479	L1	15.69	72	87.5	230/460	2.4	1, 30
2	1800	184	EM3609	1,167	L1	13.76	45	86.5	230/460	2.9	1, 30
	1200	213	EM3712	1,671	L1	18.17	97	88.5	230/460	3.5	1, 30
	900	215	EM3702	2,603	L1	18.63	111	85.5	230/460	3.5	1, 30
3	3600	184	EM3610	1,168	L1	14.64	50	86.5	230/460	3.6	1, 30
	1800	182	EM3611	1,215	L1	15.69	70	89.5	230/460	4.2	1, 30
	1800	213	EM3703	1,429	L1	18.17	70	89.5	230/460	4.2	1, 30
	1200	215	EM3704	1,758	L1	18.63	132	89.5	230/460	4.6	1, 30
5	3600	213	EM3706	1,987	L1	18.17	74	88.5	230/460	5.9	1
	1800	215	EM3707	1,800	L1	18.17	93	89.5	230/460	6.7	1, 30
	1200	254U	EM2275	3,664	L1	20.82	226	90.2	230/460	7.3	1, 30
7 1/2	3600	215	EM3709	2,004	L1	18.17	96	89.5	230/460	8.4	1, 30
	1800	254U	EM2237	3,120	L1	23.03	254	91.7	230/460	9.4	1, 30
10	1200	256U	EM2276	4,405	L1	23.03	295	91	230/460	10.7	1, 30
	1800	256U	EM2238	3,910	L1	23.03	252	91.7	230/460	13	1, 30
15	1800	284U	EM2333	5,382	L1	26.34	315	92.4	230/460	18.1	1, 30
20	1800	286U	EM2334	6,441	L1	26.34	318	93	230/460	24	1, 30
Totally enclosed, C-Face, footless											
2	1800	184C	VEM3609	1,444	L1	13.31	45	86.5	230/460	2.9	1, 30
	1200	184C	VEM3614	1,632	L1	17.18	97	88.5	230/460	3.5	1, 30
3	1800	184C	VEM3611	1,493	L1	15.68	70	89.5	230/460	4.2	1, 30
	3600	184C	VEM3613	1,341	L1	15.68	74	88.5	230/460	5.9	1
5	1800	184C	VEM3615	1,704	L1	17.18	93	89.5	230/460	6.7	1, 30

(a) See notes on inside back flap.

■ Cast iron frame

Product family code: DPL

Definite purpose

Unit Handling

Brake

IEC Frame

50 Hertz

Inverter/Vector

DC

Accessories

Grinders

Motor Mod

U-frame, single phase

1 thru 5 Hp

IP54



Features:

- Ball bearings
- Heavy-gauge steel and cast-iron frames
- Exxon Polyrex™ EM grease
- U-Frame mounting dimensions

Applications:

- Pumps
- Compressors
- Fans
- Conveyors
- Machine tools

Hp	RPM	NEMA Frame	Catalog Number	List Price	Mult. Sym.	"C" Dim.	Aprx. Wt. (lb)	Full Load Efficiency	Voltage	Full Load Amps	Notes (a)
Totally enclosed, foot mounted											
1	1200	184	L3607	1,886	L1	15.69	74	67	115/230	7	3, 30
2	1800	184	L3605	1,440	L1	15.69	67	75.5	115/230	11.5	3, 30
	1200	215	L3703	3,114	L1	17.51	113	80	115/230	9.4	2, 30, 65
3	1800	215	L3705	2,455	L1	17.51	117	80	115/230	14	30, 65
5	1800	215	L3708	2,511	L1	18.64	100	84	230	20.5	1, 30, 65
Totally enclosed, C-Face, footless											
2	1800	184C	VL3605	1,553	L1	15.68	64	75.5	115/230	11.5	3, 30

(a) See notes on inside back flap.

Product family code: DPL

Automotive duty, three phase, TEFC, foot mounted

1 thru 60 Hp

IP55



Features:

- Heavy duty cast iron frames
- Double shielded ball bearings (regreaseable)
- Shaft slinger ODE and DE
- Epoxy paint
- 65°C ambient 1.00 SF
- 40°C ambient 1.15 SF

Applications:

- Pumps
- Compressors
- Fans
- Conveyors
- Machine tools

Hp	RPM	NEMA Frame	Catalog Number	List Price	Mult. Sym.	"C" Dim.	Aprx. Wt. (lb)	Full Load Efficiency	Voltage	Full Load Amps	Notes (a)
1	1800	182	AEM3683-4	1,433	L1	13.18	89	85.5	460	1.6	60
1 1/2	1800	184	AEM3686-4	1,539	L1	14.74	91	87.5	460	2.1	
2	1800	184	AEM3689-4	1,639	L1	14.74	91	88.5	460	2.7	
3	1800	213	AEM3783-4	1,891	L1	18.07	155	89.5	460	3.9	
5	1800	215	AEM3787-4	2,476	L1	18.07	166	90.2	460	6.7	
7 1/2	1800	254U	AEM2237-4	3,322	L1	23.11	270	91.7	460	9.1	
10	1800	256U	AEM2238-4	4,017	L1	23.11	270	91.7	460	12.2	
15	1800	284U	AEM2333-4	5,581	L1	26.33	268	92.4	460	17.6	
20	1800	286U	AEM2334-4	6,728	L1	27.81	420	93	460	23	
25	1800	324U	AEM4103-4	8,576	L1	30.56	437	93.6	460	30	
30	1800	326U	AEM4104-4	9,689	L1	30.66	469	93.6	460	35	
40	1800	364U	AEM4307-4	11,513	L1	33.94	874	94.5	460	45	
50	1800	365U	AEM4311-4	13,865	L1	33.94	915	94.5	460	56	
60	1800	405U	AEM4314-4	16,941	L1	38.08	1326	95	460	66.6	

(a) See notes on inside back flap.


Product family code: DPL

■ Cast iron frame

Single and three phase, TENV, foot or C-Face mounting, removable base

1/8 thru 1/4 Hp

IP54



Features:

- Fractional Hp
- Removable base
- Cast aluminum housing
- Locked DE bearing

Applications:

- Pumps
- Compressors
- Machine tools
- Air handling

Hp	RPM	NEMA Frame	Catalog Number	List Price	Mult. Sym.	"C" Dim.	Aprx. Wt. (lb)	Full Load Efficiency	Voltage	Full Load Amps	Notes (a)
Single phase											
1/8	1800	42C	CNL20134	323	DS	7.89	13	58.6	115	1.6	2, 20
1/6	3600	42C	CNL20172	334	DS	8.39	13	68	115	1.9	2, 20
Three phase											
1/8	3600	42C	CNM20132	360	DS	7.39	8	64	230/460	0.4	2, 20
	1800	42C	CNM20134	390	DS	7.39	10	62	208-230/460	0.4	2, 20
1/4	3600	42C	CNM20252	401	DS	7.89	12	72	230/460	0.5	2, 20

(a) See notes on inside back flap.

Product family code: DPA

Synchronous permanent magnet, three phase, TEFC, foot mounted

1 thru 3 Hp

IP54



Features:

- Permanent magnets in rotor
- Zero slip, line start capable
- Max safe speed 6000 RPM
- Inverter ready
- 10:1 CT speed range

Applications:

- Inherent, precise, open-loop speed regulation

Hp	RPM	NEMA Frame	Catalog Number	List Price	Mult. Sym.	"C" Dim.	Aprx. Wt. (lb)	Full Load Efficiency	Voltage	Full Load Amps	Notes (a)
1	1800	145TC	CSPM3546T	3,299	L1	13.29	37	89.5	230/460	1.2	
2	1800	145TC	CSPM3558T	3,735	L1	14.17	55	87.5	230/460	2.5	
3	1800	182TC	CSPM3611T	4,457	L1	16.56	70	89.5	230/460	4	

(a) See notes on inside back flap.

Product family code: DPP

Single and three phase, C-Face, TEFC

1/2 thru 7 1/2 Hp

IP54



Features:

- Low profile F-3 conduit box
- Multiple base mounting configurations
- Color coded and numbered leads for ease of connectivity
- Inverter ready
- Laser etched nameplate with highly legible font
- Super-E® motors have NEMA Premium® efficiency
- 3 year warranty on Premium efficient motors

Applications:

- Conveyors
- Unit handling
- Baggage handling
- Packaging equipment
- Door operators
- Elevators
- Hoists

Hp	RPM	NEMA Frame	Catalog Number	List Price	Mult. Sym.	"C" Dim.	Aprx. Wt. (lb)	Full Load Efficiency	Voltage	Full Load Amps	Notes (a)
Single phase, foot mounted											
1/2	1800	56C	CUHL3518	490	K	12.22	37	68	115/208-230	3.5	
1	1800	56C	CUHL3519	597	K	13.22	44	67	115/208-230	6.4	
Single phase, footless											
1/2	1800	56C	VUHL3518	464	K	12.22	35	68	115/208-230	3.5	
1	1800	56C	VUHL3519	571	K	13.22	40	67	115/208-230	6.4	
Three phase, foot mounted											
1/2	1800	56C	CUHM3538	420	K	12.23	27	72	230/460	1.1	1, 48
3/4	1800	56C	CUHM3542	444	K	12.23	31	77	230/460	1.2	1, 48
1	1800	56C	CEUHM3546	672	K	12.23	38	85.5	230/460	1.5	1, 48
		143TCY	CEUHM3546T	681	L1	13.29	39	85.5	230/460	1.5	1, 37, 48
1 1/2	1800	56C	CEUHM3554	710	K	13.23	41	86.5	230/460	2.2	1, 48
		145TCY	CEUHM3554T	719	L1	13.29	45	86.5	230/460	2.2	1, 37, 48
2	1800	56C	CEUHM3558	784	K	13.23	45	86.5	230/460	2.9	1, 48
		145TCY	CEUHM3558T	792	L1	13.29	50	86.5	230/460	2.9	1, 37, 48
3	1800	182TC	CEUHM3611T	926	L1	16.55	73	89.5	230/460	4.2	1, 48
5	1800	184TC	CEUHM3615T	1,017	L1	18.05	94	89.5	230/460	6.7	1, 48
Three phase, footless											
1/2	1800	56C	VEUHM3538	607	K	13.23	33	82.5	208-230/460	0.8	1, 48
		56C	VUHM3538	414	K	13.23	30	72	230/460	1.1	1, 48
3/4	1800	56C	VEUHM3542	645	K	13.23	35	84	208-230/460	1.1	1, 48
		56C	VUHM3542	439	K	13.23	35	77	230/460	1.2	1, 48
1	1800	56C	VEUHM3546	664	K	13.23	38	85.5	230/460	1.5	1, 48
		143TC	VEUHM3546T	676	L1	13.29	38	85.5	230/460	1.5	1, 48
1 1/2	1800	56C	VEUHM3554	845	K	13.23	41	86.5	230/460	2.2	1, 48
		145TC	VEUHM3554T	706	L1	13.29	43	86.5	230/460	2.2	1, 48
2	1800	56C	VEUHM3558	891	K	13.23	45	86.5	230/460	2.9	1, 48
		145TC	VEUHM3558T	784	L1	13.29	48	86.5	230/460	2.9	1, 48
3	1800	182TC	VEUHM3611T	891	L1	16.55	73	89.5	230/460	4.2	1, 48
5	1800	184TC	VEUHM3615T	980	L1	18.05	88	89.5	230/460	6.7	1, 48
7 1/2	1800	213TC	VEUHM3710T	1,445	L1	19.76	151	91.7	230/460	9.5	1, 48
Three phase, footless, 575 volts											
1/2	1800	56C	VUHM3538-5	439	K	13.23	33	82.5	575	0.6	1, 48
3/4	1800	56C	VUHM3542-5	464	K	13.23	34	75.5	575	0.9	1, 48
1	1800	56C	VEUHM3546-5	689	K	13.23	38	85.5	575	1.2	1, 48
		143TC	VEUHM3546T-5	701	L1	13.29	38	85.5	575	1.2	1, 48
1 1/2	1800	145TC	VEUHM3554T-5	731	L1	13.29	44	86.5	575	1.8	1, 48
2	1800	145TC	VEUHM3558T-5	809	L1	13.29	48	86.5	575	2.3	1, 48

(a) See notes on inside back flap.

Product family code: single phase UH1, three phase UH3

High cycle brake motor, three phase

1/2 thru 3 Hp

IP54



Features:

- Cast aluminum frame design engineered for increased thermal dissipation
- Low inertia, high efficient motor
- Fast action DC brake with integral rectifier

Applications:

- Frequent start and stop applications
- Conveyors
- Unit handling
- Baggage handling
- Packaging equipment
- Door operators
- Hoists

Hp	RPM	NEMA Frame	Enclosure	Catalog Number	List Price	Mult. Sym.	"C" Dim.	Aprx. Wt. (lb)	Full Load Efficiency	Voltage	Full Load Amps	Brake Rating (b)	Notes (a)
C-Face, footless													
1/2	1800	56C	TENV	VRBM3538	1,550	K	13.62	35	75.5	208-230/460	0.9	3	1
3/4	1800	56C	TENV	VRBM3542	1,815	K	14.50	47	75	208-230/460	1.3	6	1
1	1800	56C	TENV	VRBM3546	2,091	K	15.50	47	74	230/460	1.6	6	1
		143TC	TENV	VRBM3546T	2,236	L1	15.57	46	74	230/460	1.6	6	1
1 1/2	1800	145TC	TEFC	VRBM3554T	2,275	L1	16.31	63	82.5	230/460	2.3	10	1
2	1800	145TC	TEFC	VRBM3558T	2,338	L1	17.68	69	84	230/460	2.9	10	1
3	1800	145TC	TEFC	VRBM3561T	2,407	L1	17.68	76	85.5	230/460	4.4	15	1

(a) See notes on inside back flap.

(b) Brake torque rating in lb-ft.

Product family code: UH3

Definite purpose

Unit Handling

Brake

IEC Frame

50 Hertz

Inverter/Vector

DC

Accessories

Grinders

Motor Mod

D-series brake motor, three phase, totally enclosed

1/2 thru 10 Hp

IP54



Features:

- Low profile F-3 conduit box
- Fast action DC brake with integral rectifier
- Manual release lever
- Suitable for mounting in any configuration
- Inverter ready
- Super-E® motors have NEMA Premium® efficiency

Applications:

- Conveyors
- Unit handling
- Baggage handling
- Packaging equipment
- Door operators
- Elevators
- Hoists

Hp	RPM	NEMA Frame	Enclosure	Catalog Number	List Price	Mult. Sym.	"C" Dim.	Aprx. Wt. (lb)	Full Load Efficiency	Voltage	Full Load Amps	Brake Rating (b)	Notes (a)
Foot mounted													
1/2	1800	56	TENV	BNM3538-D	954	K	14.96	43	80	208-230/460	0.8	3	1, 48
3/4	1800	56	TENV	BNM3542-D	1,297	K	14.96	47	78.5	208-230/460	1.4	6	1, 48
1	1800	56	TENV	EBNM3546-D	1,456	K	15.96	51	85.5	230/460	1.5	6	1, 10, 48
		145TY	TENV	EBNM3546T-D	1,456	L1	16.02	51	85.5	230/460	1.5	6	1, 10, 48
11/2	1800	145TY	TENV	EBNM3554T-D	1,573	L1	16.90	62	86.5	230/460	2.1	10	1, 10, 48
2	1800	145TY	TEFC	EBM3558T-D	1,680	L1	17.35	61	86.5	230/460	2.9	10	1, 48
3	1800	182T	TEFC	EBM3611T-D	2,176	L1	21.64	104	89.5	230/460	4.1	15	1, 48
5	1800	184T	TEFC	EBM3615T-D	2,631	L1	23.14	117	89.5	230/460	6.7	15	1, 48
7 1/2	1800	213T	TEFC	EBM3710T-D	3,538	L1	25.42	170	91.7	230/460	9.5	25	1, 48
10	1800	215T	TEFC	EBM3714T-D	4,354	L1	26.92	165	91.7	230/460	12	35	1, 48
C-Face, foot mounted													
2	1800	145TCY	TEFC	CEBM3558T-D	1,775	L1	17.35	61	86.5	230/460	2.9	10	1, 48
3	1800	182TC	TEFC	CEBM3611T-D	2,250	L1	21.64	103	89.5	230/460	4.1	15	1, 48
5	1800	184TC	TEFC	CEBM3615T-D	2,608	L1	23.14	121	89.5	230/460	6.7	25	1, 48
7 1/2	1800	213TC	TEFC	CEBM3710T-D	3,678	L1	26.17	141	91.7	230/460	9.5	25	1, 48
10	1800	215TC	TEFC	CEBM3714T-D	4,495	L1	27.67	165	91.7	230/460	12	35	1, 48
C-Face, footless													
1/2	1800	56C	TEFC	VBM3538-D	1,242	K	16.29	46	72	208-230/460	1.1	3	1, 48
		56C	TENV	VBNM3538-D	1,270	K	15.96	44	80	208-230/460-480	0.8	3	1, 48
3/4	1800	56C	TEFC	VBM3542-D	1,289	K	16.29	52	78.5	208-230/460	1.4	6	1, 48
		56C	TEFC	VEBM3542-D	1,415	K	16.29	50	84	208-230/460	1.1	6	1, 48
		56C	TENV	VBNM3542-D	1,319	K	15.96	48	78.5	208-230/460	1.4	6	1, 48
		56C	TENV	VEBNM3546-D	1,485	K	15.96	51	85.5	230/460	1.5	6	1, 48
1	1800	56C	TEFC	VEBM3546-D	1,472	K	16.29	54	85.5	230/460	1.5	6	1, 48
		143TC	TEFC	VEBM3546T-D	1,581	L1	16.35	51	85.5	230/460	1.5	6	1, 48
		56C	TEFC	VEBM3554-D	1,533	K	17.29	58	86.5	230/460	2.2	10	1, 48
11/2	1800	145TC	TENV	VEBNM3554T-D	1,612	L1	16.90	62	86.5	230/460	2.1	10	1, 48
		145TC	TEFC	VEBM3554T-D	1,645	L1	17.35	58	86.5	230/460	2.2	10	1, 48
2	1800	56C	TEFC	VEBM3558-D	1,671	K	17.29	57	86.5	230/460	2.9	10	1, 48
		145TC	TEFC	VEBM3558T-D	1,680	L1	17.35	62	86.5	230/460	2.9	10	1, 48
3	1800	182TC	TEFC	VEBM3611T-D	2,218	L1	21.64	101	89.5	230/460	4.2	15	1, 48
5	1800	184TC	TEFC	VEBM3615T-D	2,674	L1	23.14	117	89.5	230/460	6.7	15	1, 48
7 1/2	1800	213TC	TEFC	VEBM3710T-D	3,641	L1	26.17	151	91.7	230/460	9.5	25	1, 48
10	1800	215TC	TEFC	VEBM3714T-D	4,222	L1	27.67	177	92	230/460	12	35	1, 48
C-Face, footless, 575 volts													
1	1800	143TC	TEFC	VEBM3546T-5D	1,606	L1	16.35	52	85.5	575	1.2	6	1, 48
11/2	1800	145TC	TEFC	VEBM3554T-5D	1,670	L1	17.35	55	86.5	575	1.8	10	1, 48
2	1800	145TC	TEFC	VEBM3558T-5D	1,705	L1	17.35	62	86.5	575	2.3	10	1, 48
3	1800	182TC	TEFC	VEBM3611T-5D	2,282	L1	21.64	101	89.5	575	3.1	15	1, 48
5	1800	184TC	TEFC	VEBM3615T-5D	2,738	L1	23.14	117	89.5	575	5.2	15	1, 48

(a) See notes on inside back flap.

(b) Brake torque rating in lb-ft.

Product family code: UH3

Short series brake motor, three phase, TEFC

1/2 thru 5 Hp

IP54



Features:

- Low Profile F-3 conduit box
- Compact design
- Fast action DC brake with integral rectifier
- Suitable for mounting in any configuration
- Inverter ready
- Super-E® motors have NEMA Premium® efficiency

Applications:

- Conveyors
- Unit handling
- Baggage handling
- Packaging equipment
- Door operators
- Elevators
- Hoists

Hp	RPM	NEMA Frame	Catalog Number	List Price	Mult. Sym.	"C" Dim.	Aprx. Wt. (lb)	Full Load Efficiency	Voltage	Full Load Amps	Brake Rating (b)	Notes (a)
Foot mounted												
1	1800	56	EBM3546-S	1,334	K	14.37	51	85.5	230/460	1.5	6	1, 10, 48
		143TY	EBM3546T-S	1,344	L1	15.43	51	85.5	230/460	1.5	6	1, 10, 48
1 1/2	1800	145TY	EBM3554T-S	1,458	L1	15.43	54	86.5	230/460	2.2	10	1, 10, 48
2	1800	145TY	EBM3558T-S	1,506	L1	15.43	58	86.6	230/460	2.9	10	1, 48
3	1800	182T	EBM3611T-S	1,776	L1	19.05	83	89.5	230/460	4.2	15	1, 48
5	1800	184T	EBM3615T-S	2,078	L1	20.55	106	89.5	230/460	6.7	25	1, 48
C-Face, footless												
1/2	1800	56C	VBM3538-S	1,179	K	14.37	41	72	208-230/460	1.1	3	1, 48
3/4	1800	56C	VBM3542-S	1,226	K	14.37	47	78.5	208-230/460	1.4	3	1, 48
1	1800	56C	VEBM3546-S	1,372	K	14.37	51	85.5	230/460	1.5	6	1, 48
		143TC	VEBM3546T-S	1,383	L1	14.43	51	85.5	230/460	1.5	6	1, 48
1 1/2	1800	56C	VEBM3554-S	1,487	K	15.37	54	86.5	230/460	2.2	10	1, 48
		145TC	VEBM3554T-S	1,497	L1	15.43	54	86.5	230/460	2.2	10	1, 10, 48
2	1800	56C	VEBM3558-S	1,535	K	15.37	58	86.5	230/460	2.9	10	1, 48
		145TC	VEBM3558T-S	1,545	L1	15.43	58	86.5	230/460	2.9	10	1, 48
3	1800	182TC	VEBM3611T-S	1,850	L1	19.05	83	89.5	230/460	4.2	15	1, 48
5	1800	184TC	VEBM3615T-S	2,152	L1	20.55	106	89.5	230/460	6.7	25	1, 48
C-Face, footless, 575 volts												
1/2	1800	56C	VBM3538-5S	1,204	K	14.37	42	72	575	0.8	3	1, 48
1	1800	56C	VEBM3546-5S	1,397	K	14.37	51	85.5	575	1.2	6	1, 48
1 1/2	1800	145TC	VEBM3554T-5S	1,522	L1	15.43	54	86.5	575	1.8	10	1, 10, 48

(a) See notes on inside back flap.

(b) Brake torque rating in lb-ft.

Product family code: UH3

Single and three phase, TEFC

1/4 thru 30 Hp

IP44*



Features:

- Manual release
- Spring-set brake
- Vibration damping base
- Super-E® motors have NEMA Premium® efficiency
- Inverter ready Super-E motors

Applications:

- Conveyors
- Unit handling
- Machine tools
- Door operators
- Speed reducers
- Packaging equipment
- General purpose applications

Hp	RPM	NEMA Frame	Catalog Number	List Price	Mult. Sym.	"C" Dim.	Aprx. Wt. (lb)	Full Load Efficiency	Voltage	Full Load Amps	Brake Rating (b)	Notes (a)
Single phase, foot mounted												
1/4	1800	56	BL3516	940	K	14.36	27	59.5	115/230	2.1	3	2, 30, 41, 60
1/3	1800	56	BL3517	991	K	15.46	27	60	115/230	3	3	30, 41
1/2	1800	56	BL3518	1,075	K	16.08	32	68	115/230	3.7	3	30, 41
Single phase, footless												
1/3	1800	56C	KBL3406	1,041	K	15.45	27	60	115/230	3	3	30, 41
1/2	1800	56C	KBL3409	1,142	K	16.07	32	68	115/230	3.7	3	30, 41
3/4	1800	56C	VBL3507	1,483	K	16.82	40	72	115/230	4.2	6	30, 41
1	1800	56C	VBL3510	1,571	K	17.80	49	76.5	115/230	4.5	6	30, 41
		143TC	VBL3510T	1,571	L1	17.86	49	76.5	115/230	4.5	6	30, 41
Foot mounted												
1/3	1800	56	BM3569	914	K	14.36	27	70	208-230/460	0.7	3	2, 41, 60
1/2	1800	56	BM3538	993	K	14.98	31	75.5	208-230/460	0.9	3	2, 41, 60
	1200	56	BM3539	1,368	K	16.45	35	72	230/460	1.2	6	30, 41
3/4	1800	56	BM3542	1,162	K	16.45	31	75.5	208-230/460	1.5	6	41
	1200	56	BM3543	1,436	K	17.45	39	77	208-230/460	1.5	6	41
1	1800	56	EBM3546	1,575	K	16.80	44	85.5	230/460	1.5	6	30, 41
		143T	EBM3546T	1,607	L1	17.86	46	85.5	230/460	1.5	6	30, 41
11/2	1800	145T	EBM3554T	1,809	L1	17.86	52	86.5	230/460	2.2	10	30, 41
2	1800	145T	EBM3558T	1,899	L1	17.86	57	86.5	230/460	2.9	10	30, 41
3	1800	182T	EBM3611T	2,395	L1	21.12	89	89.5	230/460	4.2	15	30, 41
5	1800	184T	EBM3615T	2,904	L1	22.65	106	89.5	230/460	6.7	25	30, 42
7 1/2	1800	213T	EBM3710T	4,814	L1	27.20	158	91.7	230/460	9.4	35	30, 40
10	1800	215T	EBM3714T	4,814	L1	29.19	165	91.7	230/460	12	50	30, 40
15	1800	254T	EBM2333T	6,810	L1	33.07	337	92.4	230/460	18.1	75	30
20	1800	256T	EBM2334T	8,836	L1	33.57	398	93	230/460	24	105	30
25	1800	284T	EBM4103T	11,162	L1	39.66	516	93.6	230/460	30	105	30
30	1800	284T	EBM4104T	12,587	L1	42.84	667	93.6	230/460	37	125	30
C-Face, foot mounted												
1	1800	143TC	CEBM3546T	1,571	L1	17.86	43	85.5	230/460	1.7	6	41
11/2	1800	145TC	CEBM3554T	1,692	L1	17.86	48	86.5	230/460	2.2	10	41
2	1800	145TC	CEBM3558T	1,740	L1	17.86	52	86.5	230/460	2.9	10	41
3	1800	182TC	CEBM3611T	1,945	L1	21.11	77	89.5	230/460	4.2	15	1, 41
5	1800	184TC	CEBM3615T	2,279	L1	23.06	101	89.5	230/460	6.7	25	1, 42
7 1/2	1800	213TC	CEBM3710T	4,179	L1	27.95	149	91.7	230/460	9.4	35	1, 40
10	1800	215TC	CEBM3714T	4,557	L1	29.95	183	91.7	230/460	12	50	1, 42

(a) See notes on inside back flap.

(b) Brake torque rating in lb-ft.

■ Cast iron frame

*IP54 when Drain Fitting Kit #HA5027A03 is installed in the weep holes (48 thru 256T frame motors only)

Product family code: single phase, BE1, three phase BE3

Single and three phase, TEFC

Hp	RPM	NEMA Frame	Catalog Number	List Price	Mult. Sym.	"C" Dim.	Aprx. Wt. (lb)	Full Load Efficiency	Voltage	Full Load Amps	Brake Rating (b)	Notes (a)
Footless												
1/4	1800	56C	KBM3454	858	K	14.36	26	68	208-230/460	0.5	3	2, 41, 60
1/3	1800	56C	KBM3458	912	K	14.36	23	70	208-230/460	0.7	3	2, 41, 60
1/2	1800	56C	VEBNM3538	1,434	K	15.26	37	84	230/460	0.9	3	41, 60
		56C	VBM3538	1,016	K	14.98	30	75.5	208-230/460	0.9	3	2, 41, 60
3/4	1800	56C	VEBNM3542	1,612	K	15.26	53	84	208-230/460	1.1	6	41, 60
		56C	VBM3542	1,190	K	15.86	35	75	208-230/460	1.3	6	2, 41, 60
1	1800	56C	VEBM3546	1,370	K	16.80	45	85.5	230/460	1.5	6	1, 30, 41
		143TC	VEBM3546T	1,571	L1	16.86	45	85.5	230/460	1.5	6	1, 30, 41
1 1/2	1800	56C	VEBM3554	1,645	K	17.80	53	86.5	230/460	2.2	6	1, 30, 41
		145TC	VEBM3554T	1,692	L1	17.86	52	86.5	230/460	2.2	10	1, 30, 41
2	1800	56C	VEBM3558	1,694	K	17.80	56	86.5	230/460	2.9	6	1, 30, 41
		145TC	VEBM3558T	1,740	L1	17.86	57	86.5	230/460	2.9	10	1, 30, 41
3	1800	182TC	VEBM3611T	1,945	L1	21.11	82	89.5	230/460	4.2	15	1, 30, 41
5	1800	184TC	VEBM3615T	2,279	L1	23.06	99	89.5	230/460	6.7	25	1, 30, 42
7 1/2	1800	213TC	VEBM3710T	4,179	L1	27.89	172	91.7	230/460	9.4	35	1, 30, 40
10	1800	215TC	VEBM3714T	4,557	L1	29.89	165	91.7	230/460	12	50	1, 30, 42
575 volts												
3/4	1800	56C	VBM3542-5	1,190	K	15.26	40	80	575	1.9	6	2, 41, 60
1	1800	143TC	VEBM3546T-5	1,571	L1	16.86	44	85.5	575	1.2	6	1, 41

(a) See notes on inside back flap.

(b) Brake torque rating in lb-ft.

■ Cast iron frame

*IP54 when Drain Fitting Kit #HA5027A03 is installed in the weep holes (48 thru 256T frame motors only)

Product family code: single phase, BE1, three phase BE3

Definite purpose

Unit Handling

Brake

IEC Frame

50 Hertz

Inverter/Vector

DC

Accessories

Grinders

Motor Mod

Single and three phase, TEFC, C-Face, fan on drive end 3/4 thru 30 Hp

IP44*



Features:

- Manual release
- Spring-set brake
- Fan on DE
- Easily accessible brake leads
- Vibration damping base
- Super-E® motors have NEMA Premium® efficiency
- Inverter ready Super-E motors

Applications:

- Conveyors
- Unit handling
- Machine tools
- Door operators
- Speed reducers
- Packaging equipment
- General purpose applications

Hp	RPM	NEMA Frame	Catalog Number	List Price	Mult. Sym.	"C" Dim.	Aprx. Wt. (lb)	Full Load Efficiency	Voltage	Full Load Amps	Brake Rating (b)	Notes (a)	
Single phase													
3/4	1800	56Y	BL3507	1,455	K	16.71	42	72	115/230	4.2	6	30, 41	
1	1800	56Y	BL3510	1,540	K	17.11	52	68	115/230	6.4	6	30, 41	
Three phase													
1	1800	182Y	EBM3603Y	1,733	L1	17.49	44	85.5	230/460	1.5	6	30, 41	
	1200	145TY	EBM3556TY	1,679	L1	17.49	48	82.5	230/460	1.8	10	30, 41	
11/2	1800	56Y	EBM3554Y	1,653	K	17.11	48	86.5	230/460	2.2	10	30, 41	
		145TY	EBM3554TY	1,653	L1	17.49	48	86.5	230/460	2.2	10	30, 41	
		184Y	EBM3606Y	1,843	L1	17.49	48	86.5	230/460	2.2	10	30, 41	
2	1800	56Y	EBM3558Y	1,701	K	17.11	52	86.5	230/460	2.9	10	30, 41	
		145TY	EBM3558TY	1,701	L1	17.49	52	86.5	230/460	2.9	10	30, 41	
		184Y	EBM3609Y	1,896	L1	17.49	52	86.5	230/460	2.9	10	30, 41	
3	1800	1200	184TY	EBM3614TY	2,022	L1	22.12	104	88.5	230/460	3.5	15	30, 41
		182TY	EBM3611TY	1,871	L1	20.62	77	89.5	230/460	4.2	15	1, 30, 41	
		213Y	EBM3703Y	2,946	L1	22.42	77	89.5	230/460	4.2	15	1, 30, 41	
5	1800	1200	213TY	EBM3704TY	4,060	L1	27.01	154	89.5	230/460	4.6	35	1, 30, 40
		184TY	EBM3615TY	2,205	L1	22.12	101	89.5	230/460	6.7	25	1, 30, 40	
		184TY	EBM3635TY	1,901	L1	22.12	100	89.5	230/460	6.7	15	1, 30, 41	
7 1/2	1800	215Y	EBM3707Y	3,539	L1	22.87	100	89.5	230/460	6.9	25	1, 30, 40	
		213TY	EBM3710TY	4,036	L1	27.01	149	91.7	230/460	9.4	35	1, 30, 40	
		213TY	EBM3730TY	3,341	L1	27.01	146	91.7	230/460	9.4	25	1, 30, 40	
10	1800	215TY	EBM3714TY	4,414	L1	29.01	183	91.7	230/460	12	50	1, 30, 42	
		215TY	EBM3734TY	4,212	L1	28.51	187	91.7	230/460	12	35	1, 30, 40	
15	1800	254TY	EBM2353TY	6,211	L1	32.71	286	92.4	230/460	18.1	50	1, 30	
20	1800	256TY	EBM2334TY	8,836	L1	23.28	263	93	230/460	24	105	1, 30	
		256TY	EBM2354TY	7,906	L1	32.71	328	93	230/460	24	75	1, 30	
25	1800	284TY	EBM4103TY	11,162	L1	35.83	448	93.6	230/460	30	105	1, 30	
30	1800	286TY	EBM4104TY	12,495	L1	39.13	565	93.6	230/460	38	125	1, 30	

(a) See notes on inside back flap.

(b) Brake torque rating in lb-ft.

■ Cast iron frame

*IP54 when Drain Fitting Kit #HA5027A03 is installed in the weep holes (48 thru 256T frame motors only)

Product family code: single phase, BE1, three phase BE3

Single and three phase, TEFC and open, Dings brake

3 thru 10 Hp

**TEFC
IP43**

**Open
IP22**



Features:

- Manual release
- Spring-set brake
- Fan on DE
- Easily accessible brake leads
- Vibration damping base
- Super-E® motors have NEMA Premium® efficiency
- Inverter ready Super-E motors

Applications:

- Conveyors
- Unit handling
- Machine tools
- Door operators
- Speed reducers
- Packaging equipment
- General purpose applications

Hp	RPM	NEMA Frame	Catalog Number	List Price	Mult. Sym.	"C" Dim.	Aprx. Wt. (lb)	Full Load Efficiency	Voltage	Full Load Amps	Brake Rating (b)	Notes (a)
Single phase												
3	1200	213TY	EBM3704TY-DI	4365	L1	27.20	140	89.5	230/460	4.6	35	1, 30, 40
		184T	EBM3615T-DI	3122	L1	23.21	125	89.5	230/460	6.7	25	30, 42
5	1800	184TY	EBM3615TY-DI	2371	L1	22.84	125	89.5	230/460	6.7	25	1, 30, 40
		215Y	EBM3707Y-DI	3805	L1	22.84	127	89.5	230/460	6.9	25	1, 30, 40
7.5	1800	213TY	EBM3710TY-DI	4339	L1	27.20	157	91.7	230/460	9.4	35	1, 30, 40
		213TY	EBM3730TY-DI	3592	L1	27.20	157	91.7	230/460	9.4	25	1, 30, 40
10	1800	215TY	EBM3734TY-DI	4528	L1	27.20	195	91.7	230/460	12	35	1, 30, 40
		215TY	EBM3714TY-DI	4746	L1	28.70	195	91.7	230/460	12	50	1, 30, 42
Totally enclosed fan cooled, C-Face, foot mounted												
5	1800	184TC	CEBM3615T-DI	2279	L1	23.20	123	89.5	230/460	6.7	25	1, 42
Totally enclosed fan cooled, C-Face, footless												
5	1800	184TC	VEBM3615T-DI	2279	L1	23.22	125	89.5	230/460	6.7	25	1, 30, 42
Open, foot mounted												
5	1800	184T	EBM3218T-DI	2652	L1	21.84	122	89.5	230/460	6.4	25	30, 42
Open, C-Face, footless												
5	1800	184TC	VEBM3218T-DI	2300	L1	21.84	122	89.5	230/460	6.6	25	30, 42

(a) See notes on inside back flap.

(b) Brake torque rating in lb-ft.

Red catalog number indicates **NEW** product.

Product family code: single phase enclosed, BE1
 three phase enclosed BE3
 single phase open, BO1
 three phase open, BO3

Definite purpose

Unit Handling

Brake

IEC Frame

50 Hertz

Inverter/Vector

DC

Accessories

Grinders

Motor Mod

Three phase, ODP 1/2 thru 15 Hp

IP22



Features:

- Manual release
- Spring-set brake
- Vibration damping base
- Dynamically balanced rotor
- Super-E® motors have NEMA Premium® Efficiency
- Inverter ready Super-E motors

Applications:

- Conveyors
- Unit handling
- Machine tools
- Door operators
- Speed reducers
- Packaging equipment
- General purpose applications

Hp	RPM	NEMA Frame	Catalog Number	List Price	Mult. Sym.	"C" Dim.	Aprx. Wt. (lb)	Full Load Efficiency	Voltage	Full Load Amps	Brake Rating (b)	Notes (a)
Foot mounted												
1/2	1800	56	BM3108	908	K	14.14	27	74	230/460	1	3	30, 41
3/4	1800	56	BM3112	1,057	K	14.77	31	75.5	208-230/460	1.5	6	41
1	1800	56	BM3116	1,185	K	15.64	33	78.5	208-230/460	1.7	3	41
		143T	EBM3116T	1,381	L1	16.37	49	87.5	208-230/460	1.5	6	41
1 1/2	1800	145T	EBM3154T	1,533	L1	16.37	48	86.5	230/460	2.2	10	30, 41
2	1800	145T	EBM3157T	1,749	L1	16.37	51	86.5	230/460	2.9	10	30, 41
3	1800	182T	EBM3211T	2,146	L1	19.57	83	89.5	230/460	4.2	15	30, 41
		184T	EBM3218T	2,652	L1	21.52	104	89.5	230/460	6.4	25	30, 42
5	1800	184T	EBM3248T	2,279	L1	21.06	104	89.5	230/460	6.4	15	30, 41
		213T	EBM3311T	3,333	L1	24.45	149	91	230/460	9.7	35	30, 40
10	1800	215T	EBM3313T	4,180	L1	26.08	159	91.7	230/460	12.5	50	30, 42
		254T	EBM2513T	5,537	L1	29.88	252	93	230/460	17.7	75	30, 42
C-Face, footless												
1/2	1800	56C	VBM3108	957	K	14.36	28	74	230/460	1	3	30, 41
3/4	1800	56C	VBM3112	1,112	K	15.36	31	75.5	208-230/460	1.5	6	41
1	1800	56C	VBM3116	1,211	K	15.36	33	78.5	208-230/460	1.7	6	41
		143TC	VEBM3116T	1,543	L1	15.32	44	85.5	230/460	1.5	6	30, 41
1 1/2	1800	56C	VBM3154	1,407	K	15.26	44	80	208-230/460	2.5	10	41
		145TC	VEBM3154T	1,612	L1	15.37	44	86.5	230/460	2.2	10	30, 41
2	1800	145TC	VEBM3157T	1,667	L1	16.37	50	86.5	230/460	2.9	10	30, 41
3	1800	182TC	VEBM3211T	1,912	L1	19.57	81	89.5	230/460	4.2	15	30, 41
		184TC	VEBM3218T	2,300	L1	21.52	100	89.5	230/460	6.6	25	30, 42
5	1800	184TC	VBM3218T	2,691	L1	20.02	84	87.5	208-230/460	7.2	25	16, 42
		184TC	VEBM3248T	1,997	L1	21.07	99	89.5	230/460	6.6	15	30, 41

(a) See notes on inside back flap.

(b) Brake torque rating in lb-ft.

Product family code: B03

Washdown, three phase, totally enclosed, C-Face, foot mounted

1/2 thru 5 Hp

IP55



Features:

- 300 series stainless steel hardware
- Neoprene gaskets
- Double sealed ball bearings
- Power off manual release brake with automatic reset
- Lip and V-Ring seal on DE
- NEMA Premium® efficiency
- Electrostatically applied epoxy finish
- Stainless steel shaft extension
- Standard NEMA BA dimension

Applications:

- Food processing
- Wet environment
- Conveyors
- Packaging
- Pumps and wastewater

Hp	RPM	NEMA Frame	Enclosure	Catalog Number	List Price	Mult. Sym.	"C" Dim.	Aprx. Wt. (lb)	Full Load Efficiency	Voltage	Full Load Amps	Brake Rating (b)	Notes (a)
1/2	1800	56C	TENV	CEWDBM3538	2,025	WD	15.31	42	84	208-230/460	0.9	3	12, 41
3/4	1800	56C	TENV	CEWDBM3542	2,188	WD	15.31	42	84	230/460	1.1	6	12, 30, 41
1	1800	56C	TENV	CEWDBM3546	2,246	WD	16.31	50	85.5	230/460	1.5	6	30, 41
		143TC	TENV	CEWDBM3546T	2,269	WD	16.81	51	85.5	230/460	1.5	6	30, 41
1 1/2	1800	145TC	TENV	CEWDBM3554T	2,444	WD	18.14	61	86.5	230/460	2.1	10	30, 41
2	1800	145TC	TEFC	CEWDBM3558T	2,487	WD	18.56	60	86.5	230/460	2.9	10	30, 41
3	1800	182TC	TEFC	CEWDBM3611T	3,009	WD	21.80	93	89.5	230/460	4.2	15	30, 41
5	1800	184TC	TEFC	CEWDBM3615T	3,635	WD	23.30	110	89.5	230/460	6.7	25	30, 42

(a) See notes on inside back flap.

(b) Brake torque rating in lb-ft.

Product family code: BE3

Double C-Face motor brake kits

Coil voltage: 115/208-230



Features:

Double C-Face coupler brakes. Mounts on motors with C-Face, provides NEMA C-Face mounting on brake. Spring set, electrically released.

Brake Rating	Brake Mounting	Catalog Number	List Price	Mult. Sym.	Ap'x. Shpg. Wgt.
3 ft-lb	56C	CBK003-1	670	A8	12
6 ft-lb	56C	CBK006-1	986	A8	12
6 ft-lb	145TC	CBK006-2	986	A8	12
10 ft-lb	145TC	CBK010-1	1,150	A8	12
15 ft-lb	145TC	CBK015-1	2,457	A8	12

Product family code: BKK

Definite purpose
 Unit Handling
 Brake
 IEC Frame
 50 Hertz
 Inverter/Vector
 DC
 Accessories
 Grinders
 Motor Mod

Metric IEC frame motors, three phase, 50/60 Hz, foot mounted

.12 thru 90 kW (.16 thru 125 Hp)

IP55



Features:

- Aluminum or cast iron frame and endplates
- MM catalog motors IE2 efficiency
- EMM catalog motors IE3 efficiency
- Motors listed for use in US are marked with DOE compliance number for use on 460V, 60 Hz
- 6 post terminal block
- Class F insulation with Class B temperature limits
- 3 PTC thermistors standard in 160-250 aluminum frame and 71-280 cast iron frame
- Inverter ready Frames 63-250 2:1 CT & 20:1 VT

Applications:

- Pumps
- Compressors
- Fans
- Conveyors
- General purpose requiring IEC metric mounting

kW/Hp	RPM	IEC Frame	Catalog Number	ABB Product Code	ABB Type Number	List Price	Mult. Sym.	"L" Dim. (in)	Aprx. Wt. (lb)	Voltage	For Use in US
.18/.25	1500/1800	63	MM06184-AP	3GAA062312-ASE+332	M3AA 63B 4	342	M	8.43	10	230D/400Y,50Hz, 460Y,60Hz	Yes
		71	MM07254-AP	3GAA072311-ASE+332	M3AA 71A 4	278	M	9.45	11	230D/400Y,50Hz, 460Y,60Hz	Yes
.25/.33	1500/1800	71	MM07254-PP	3GBP072321-ASB+332	M3BP 71MA 4	293	M	10.39	22	230D/400Y,50Hz, 460Y,60Hz	Yes
		71	MM07372-AP	3GAA071311-ASE+332	M3AA 71A 2	288	M	9.45	11	230D/400Y,50Hz, 460Y,60Hz	Yes
.37/.50	3000/3600	71	MM07372-PP	3GBP071321-ASB+332	M3BP 71MA 2	303	M	10.39	24	230D/400Y,50Hz, 460Y,60Hz	Yes
		71	MM07374-AP	3GAA072312-ASE+332	M3AA 71B 4	313	M	9.45	11	230D/400Y,50Hz, 460Y,60Hz	Yes
.55/.75	1500/1800	71	MM07374-PP	3GBP072322-ASB+332	M3BP 71MB 4	330	M	10.39	24	230D/400Y,50Hz, 460Y,60Hz	Yes
		71	MM07552-AP	3GAA071312-ASE+332	M3AA 71B 2	322	M	9.45	13	230D/400Y,50Hz, 460Y,60Hz	Yes
.75/1	3000/3600	71	MM07552-PP	3GBP071322-ASB+332	M3BP 71MB 2	339	M	10.39	24	230D/400Y,50Hz, 460Y,60Hz	Yes
		80	MM08554-AP	3GAA082311-ASE+332	M3AA 80A 4	345	M	10.45	19	230D/400Y,50Hz, 460Y,60Hz	Yes
1.1/1.5	1500/1800	80	MM08554-PP	3GBP082321-ASB+332	M3BP 80MA 4	363	M	12.64	22	230D/400Y,50Hz, 460Y,60Hz	Yes
		80	MM08752-AP	3GAA081312-ASE+332	M3AA 80B 2	388	M	10.45	23	230D/400Y,50Hz, 460Y,60Hz	No
1.5/2	3000/3600	80	MM08752-PP	3GBP081322-ASB+332	M3BP 80MB 2	409	M	12.64	35	230D/400Y,50Hz, 460Y,60Hz	No
		80	MM08754-AP	3GAA082314-ASE+332	M3AA 80D 4	404	M	10.45	26	230D/400Y,50Hz, 460Y,60Hz	No
2.2/3	1500/1800	80	MM08754-PP	3GBP082324-ASB+332	M3BP 80MD 4	426	M	12.64	37	230D/400Y,50Hz, 460Y,60Hz	No
		80	MM08112-AP	3GAA081313-ASE+332	M3AA 80C 2	424	M	10.45	24	230D/400Y,50Hz, 460Y,60Hz	No
3/4	3000/3600	80	MM08112-PP	3GBP081323-ASB+332	M3BP 80MC 2	447	M	12.64	40	230D/400Y,50Hz, 460Y,60Hz	No
		90	MM09114-APN	3GAA092520-ASE+332+333	M3AA 90LB 4	435	M1	12.19	35	230D/400Y,50Hz, 460Y,60Hz	No
1.5/2	1500/1800	90	MM09114-PP	3GBP092322-ASB+332+333	M3BP 90SLC 4	485	M1	14.06	57	230D/400Y,50Hz, 460Y,60Hz	No
		90	MM09152-APN	3GAA091500-ASE+332+333	M3AA 90L 2	418	M1	12.19	35	230D/400Y,50Hz, 460Y,60Hz	No
2.2/3	3000/3600	90	MM09152-PP	3GBP091322-ASB+332+333	M3BP 90SLB 2	531	M1	14.06	53	230D/400Y,50Hz, 460Y,60Hz	No
		90	MM09154-APN	3GAA092540-ASE+332+333	M3AA 90LD 4	513	M1	13.05	35	230D/400Y,50Hz, 460Y,60Hz	No
3/4	1500/1800	90	MM09154-PP	3GBP092325-ASB+332+333	M3BP 90SLD 4	572	M1	14.06	62	230D/400Y,50Hz, 460Y,60Hz	No
		90	MM09222-APN	3GAA091520-ASE+332+333	M3AA 90LB 2	600	M1	12.19	35	230D/400Y,50Hz, 460Y,60Hz	No
2.2/3	3000/3600	90	MM09222-PP	3GBP091323-ASB+332+333	M3BP 90SLC 2	670	M1	14.06	55	230D/400Y,50Hz, 460Y,60Hz	No
		100	MM10224-APN	3GAA102530-ASE+332	M3AA 100LC 4	627	M1	13.82	59	230D/400Y,50Hz, 460Y,60Hz	No
3/4	1500/1800	100	MM10224-PP	3GBP102323-ASB+332	M3BP 100LC 4	700	M1	15.00	79	230D/400Y,50Hz, 460Y,60Hz	No
		100	MM10032-APN	3GAA101520-ASE+332	M3AA 100LB 2	710	M1	13.82	55	230D/400Y,50Hz, 460Y,60Hz	No
2.2/3	3000/3600	100	MM10032-PP	3GBP101322-ASB+332	M3BP 100LB 2	792	M1	15.00	79	230D/400Y,50Hz, 460Y,60Hz	No
		100	MM10034-APN	3GAA102540-ASE+332	M3AA 100LD 4	748	M1	13.82	64	230D/400Y,50Hz, 460Y,60Hz	No
3/4	1500/1800	100	MM10034-PP	3GBP102324-ASB+332	M3BP 100LD 4	835	M1	15.00	84	230D/400Y,50Hz, 460Y,60Hz	No

■ Cast iron frame
 Motors are stamped with kW only.
 Motor listed above are not suitable for use at 690V on VFD.
 280 frame motors listed above are not suitable for use on VFD.
 Variant codes: 002 = Non-standard rating plate
 011 = Fulfilling CSA and NRCAN
 332 = Catalog number stamped on rating plate
 333 = Not for use in the USA
 509 = Fulfilling EISA Subtype I efficiency requirements, CC031A
 531 = Sea freight packaging
 Motors shown as "60 Hz Use in US" are compliant with U.S. DOE.

Metric IEC frame motors, three phase, 50/60 Hz, foot mounted

kW/Hp	RPM	IEC Frame	Catalog Number	ABB Product Code	ABB Type Number	List Price	Mult. Sym.	"L" Dim. (in)	Aprx. Wt. (lb)	Voltage	For Use in US
4/5.3	3000/3600	112	MM11042-APN	3GAA111320-ASE+332+333	M3AA 112MB 2	848	M1	15.47	66	230D/400Y,50Hz, 460Y,60Hz	No
		112	MM11042-PP	3GBP111322-ASB+332+333	M3BP 112MB 2	946	M1	15.87	82	230D/400Y,50Hz, 460Y,60Hz	No
	1500/1800	112	EMM11042-AP-50N	3GAA111320-ADJ+332	M3AA 112MB 2	974	M1	15.35	77	400D/415D/690Y, 50hz	No
112		MM11044-APN	3GAA112320-ASE+332+333	M3AA 112MB 4	887	M1	15.47	75	230D/400Y,50Hz, 460Y,60Hz	No	
5.5/7.5	3000/3600	112	MM11044-PP	3GBP112322-ASB+332+333	M3BP 112MB 4	989	M1	15.87	97	230D/400Y,50Hz, 460Y,60Hz	No
		132	MM13552-APN	3GAA131120-ADE+332+333	M3AA 132SB 2	1,106	M1	17.60	123	400D/690Y,50Hz, 460D,60Hz	No
		132	MM13552-PP	3GBP131322-ADB+332+333	M3BP 132SMB 2	1,233	M1	21.00	150	400D/690Y,50Hz, 460D,60Hz	No
	1500/1800	132	EMM13552-AP-50N	3GAA131120-ADJ+332	M3AA 132SB 2	1,271	M1	19.17	123	400D/415D/690Y, 50hz	No
		132	MM13554-APN	3GAA132300-ADE+332+333	M3AA 132M 4	1,137	M1	17.60	106	400D/690Y,50Hz, 460D,60Hz	No
		132	MM13554-PP	3GBP132322-ADB+332+333	M3BP 132SMB 4	1,269	M1	21.00	154	400D/690Y,50Hz, 460D,60Hz	No
7.5/10	3000/3600	132	EMM13554-AP-50N	3GAA132300-ADJ+332	M3AA 132M 4	1,308	M1	17.60	106	400D/415D/690Y, 50hz	No
		132	MM13752-APN	3GAA131130-ADE+332+333	M3AA 132SC 2	1,376	M1	17.60	123	400D/690Y,50Hz, 460D,60Hz	No
		132	MM13752-PP	3GBP13124-ADB+332+333	M3BP 132SMC 2	1,535	M1	21.00	154	400D/690Y,50Hz, 460D,60Hz	No
	1500/1800	132	EMM13752-AP-50N	3GAA131130-ADJ+332	M3AA 132SC 2	1,582	M1	19.17	139	400D/415D/690Y, 50hz	No
		132	MM13754-APN	3GAA132310-ADE+332+333	M3AA 132MA 4	1,434	M1	17.60	130	400D/690Y,50Hz, 460D,60Hz	No
		132	MM13754-PP	3GBP132323-ADB+332+333	M3BP 132 SMC 4	1,599	M1	21.00	161	400D/690Y,50Hz, 460D,60Hz	No
11/15	3000/3600	132	EMM13754-AP-50N	3GAA132310-ADJ+332	M3AA 132MA 4	1,652	M1	17.60	130	400D/415D/690Y, 50hz	No
		160	EMM16756-APN	3GAA163410-ADK+011+332+509	M3AA 160MLA 6	2,823	M1	22.99	480	400D/415D/690Y,50Hz, 460D,60Hz	Yes
		160	EMM16112-APN	3GAA161410-ADK+011+332+509	M3AA 160MLA 2	2,604	M1	22.99	234	400D/415D/690Y,50Hz, 460D,60Hz	Yes
	1500/1800	160	EMM16112-PPN	3GBP161410-ADK+332+509	M3BP 160MLA 2	2,915	M1	22.99	311	400D/415D/690Y,50Hz, 460D,60Hz	Yes
		160	EMM16114-APN	3GAA162410-ADK+011+332+509	M3AA 160MLA 4	2,658	M1	22.99	277	400D/415D/690Y,50Hz, 460D,60Hz	Yes
		160	EMM16114-PPN	3GBP162410-ADK+011+332+509	M3BP 160MLA 4	2,975	M1	22.99	382	400D/415D/690Y,50Hz, 460D,60Hz	Yes
15/20	3000/3600	160	EMM16116-APN	3GAA163420-ADK+011+332+509	M3AA 160MLB 6	4,954	M1	26.81	306	400D/415D/690Y,50Hz, 460D,60Hz	Yes
		160	EMM16152-APN	3GAA161420-ADK+011+332+509	M3AA 160MLB 2	3,386	M1	22.99	271	400D/415D/690Y,50Hz, 460D,60Hz	Yes
		160	EMM16152-PPN	3GBP161420-ADK+332+509	M3BP 160MLB 2	3,791	M1	22.99	375	400D/415D/690Y,50Hz, 460D,60Hz	Yes
	1500/1800	160	EMM16154-APN	3GAA162420-ADK+011+332+509	M3AA 160MLB 4	3,450	M1	26.81	308	400D/415D/690Y,50Hz, 460D,60Hz	Yes
		160	EMM16154-PPN	3GBP162420-ADK+011+332+509	M3BP 160MLB 4	3,861	M1	26.81	413	400D/415D/690Y,50Hz, 460D,60Hz	Yes
		180	EMM18156-APN	3GAA183410-ADK+011+332+509	M3AA 180MLA 6	4,778	M1	28.58	385	400D/415D/690Y,50Hz, 460D,60Hz	Yes
18.5/25	3000/3600	160	EMM16182-APN	3GAA161430-ADK+011+332+509	M3BP 160MLC 2	4,082	M1	26.81	403	400D/415D/690Y,50Hz, 460D,60Hz	Yes
		160	EMM16182-PPN	3GBP161430-ADK+011+332+509	M3BP 160MLC 2	4,569	M1	26.81	403	400D/415D/690Y,50Hz, 460D,60Hz	Yes
		180	EMM18184-APN	3GAA182410-ADK+011+332+509	M3AA 180MLA 4	3,892	M1	28.58	389	400D/415D/690Y,50Hz, 460D,60Hz	Yes
	1500/1800	180	EMM18184-PPN	3GBP182410-ADK+011+332+509	M3BP 180MLA 4	4,357	M1	28.58	519	400D/415D/690Y,50Hz, 460D,60Hz	Yes
		200	EMM20186-APN	3GAA203410-ADK+011+332+509	M3AA 200MLA 6	5,696	M1	32.32	480	400D/415D/690Y,50Hz, 460D,60Hz	Yes
		180	EMM18222-APN	3GAA181410-ADK+011+332+509	M3AA 180MLA 2	4,589	M1	28.58	387	400D/415D/690Y,50Hz, 460D,60Hz	Yes
22/30	3000/3600	180	EMM18222-PPN	3GBP181410-ADK+332+509	M3BP 180MLA 2	5,136	M1	28.58	516	400D/415D/690Y,50Hz, 460D,60Hz	Yes
		180	EMM18224-APN	3GAA182420-ADK+011+332+509	M3AA 180MLB 4	4,683	M1	28.58	387	400D/415D/690Y,50Hz, 460D,60Hz	Yes
	1500/1800	180	EMM18224-PPN	3GBP182420-ADK+011+332+509	M3BP 180MLB 4	5,242	M1	28.58	519	400D/415D/690Y,50Hz, 460D,60Hz	Yes
30/40	3000/3600	200	EMM20226-APN	3GAA203420-ADK+011+332+509	M3AA 200MLB 6	6,709	M1	32.32	539	400D/415D/690Y,50Hz, 460D,60Hz	Yes
		200	EMM20302-PPN	3GBP201410-ADK+011+332+509	M3BP 200MLA 2	6,412	M1	32.32	657	400D/415D/690Y,50Hz, 460D,60Hz	Yes
		200	EMM20304-PPN	3GBP202410-ADK+011+332+509	M3BP 200MLA 4	6,659	M1	32.32	703	400D/415D/690Y,50Hz, 460D,60Hz	Yes
	1500/1800	200	EMM20372-PPN	3GBP201420-ADK+332+509	M3BP 200MLB 2	8,430	M1	32.32	692	400D/415D/690Y,50Hz, 460D,60Hz	Yes
		225	EMM22374-PPN	3GBP222210-ADK+011+332+509	M3BP 225SMA 4	8,112	M1	34.65	877	400D/415D/690Y,50Hz, 460D,60Hz	Yes
		225	EMM22452-PPN	3GBP221210-ADK+332+509	M3BP 225SMA 2	10,132	M1	33.46	692	400D/415D/690Y,50Hz, 460D,60Hz	Yes
55/75	3000/3600	225	EMM22454-PPN	3GBP222220-ADK+011+332+509	M3BP 225SMB 4	9,777	M1	34.65	877	400D/415D/690Y,50Hz, 460D,60Hz	Yes
		250	EMM25552-PPN	3GBP251210-ADK+011+332+509	M3BP 250SMA 2	12,293	M1	34.80	997	400D/415D/690Y,50Hz, 460D,60Hz	Yes
	1500/1800	250	EMM25554-PPN	3GBP252210-ADK+011+332+509	M3BP 250SMA 4	11,796	M1	34.80	1049	400D/415D/690Y,50Hz, 460D,60Hz	Yes
75/100	3000/3600	280	EMM28752-PP	3GBP281220-ADK+332+509+531	M3BP 280SMB 2	14,475	M1	34.80	1466	400D/690Y,50Hz, 460D,60Hz	Yes
		280	EMM28754-PP	3GBP282220-ADK+011+332+509+531	M3BP 280SMB 4	14,014	M1	34.80	1466	400D/690Y,50Hz, 460D,60Hz	Yes
	3000/3600	280	EMM28902-PP	3GBP281230-ADK+332+509+531	M3BP 280SMC 2	17,215	M1	34.80	1598	400D/690Y,50Hz, 460D,60Hz	Yes
90/125	1500/1800	280	EMM28904-PP	3GBP282230-ADK+011+332+509+533	M3BP 280SMC 4	16,264	M1	34.80	1598	400D/690Y,50Hz, 460D,60Hz	Yes

■ Cast iron frame
 Motors are stamped with kW only.
 Motor listed above are not suitable for use at 690V on VFD.
 280 frame motors listed above are not suitable for use on VFD.
 Variant codes: 002 = Non-standard rating plate
 011 = Fulfilling CSA and NRCAN
 332 = Catalog number stamped on rating plate
 333 = Not for use in the USA
 509 = Fulfilling EISA Subtype I efficiency requirements, CC031A
 531 = Sea freight packaging
 Motors shown as "60 Hz Use in US" are compliant with U.S. DOE.

Definite purpose
 Unit Handling
 Brake
 IEC Frame
 50 Hertz
 Inverter/Vector
 DC
 Accessories
 Grinders
 Motor Mod

Metric IEC frame motors, three phase, 60 Hz, 460 volts

.25 thru 7.5 kW (.33 thru 10 Hp)

IP55



Features:

- Cast iron (severe duty)
- IE3 efficiency per IEC 60034-30
- 6 post terminal block
- Class F insulation with Class B temperature limits
- PTC thermistors (3 in series)
- Inverter ready 2:1 CT & 20:1 VT

Applications:

- Pumps
- Compressors
- Fans
- Conveyors
- General purpose requiring IEC metric mounting

kW/Hp	RPM	IEC Frame	Catalog Number	ABB Product Code	ABB Type Number	List Price	Mult. Sym.	"L" Dim. (in)	Aprx. Wt. (lb)	Voltage	For Use in US	Notes (a)
B3, foot mounted												
0.25/.33	1200	80	EMM08256-PP	3GBP083310-ACK+332	M3BP 80MA 6	450	M	13.03	31	460Y,60hz	Yes	11, 82
0.37/.50	1200	80	EMM08376-PP	3GBP083340-ACK+332	M3BP 80MD 6	496	M	13.03	35	460Y,60hz	Yes	11, 82
0.55/.75	1800	80	EMM08554-PP	3GBP082440-ACK+332	M3BP 80MLD 4	461	M	14.29	44	460Y,60hz	Yes	11, 82
	1200	80	EMM08556-PP	3GBP083470-ACK+332	M3BP 80MLG 6	567	M	14.29	46	460Y,60hz	Yes	11, 82
0.75/1	3600	80	EMM08752-PP	3GBP081340-ACK+332	M3BP 80MD 2	517	M	13.03	40	460Y,60hz	Yes	11, 82
	1800	80	EMM08754-PP	3GBP082470-ACK+332	M3BP 80MLG 4	539	M	14.29	49	460Y,60hz	Yes	11, 82
	1200	90	EMM09756-PP	3GBP093570-ACK+332+509	M3BP 90LG 6	678	M1	15.35	75	460Y,60hz	Yes	11, 82
1.1/1.5	3600	80	EMM08112-PP	3GBP081370-ACK+332	M3BP 80MG 2	567	M	13.03	42	460Y,60hz	Yes	11, 82
	1200	100	EMM10116-PP	3GBP103870-ACK+332+509	M3BP 100LKG 6	835	M1	17.13	104	460Y,60hz	Yes	11, 82
	1800	90	EMM09114-PP	3GBP092530-ACK+332+509	M3BP 90LC 4	616	M1	15.35	73	460Y,60hz	Yes	11, 82
1.5/2	3600	90	EMM09152-PP	3GBP091520-ACK+332+509	M3BP 90LB 2	672	M1	15.35	68	460Y,60hz	Yes	11, 82
	1800	90	EMM09154-PP	3GBP092540-ACK+332+509	M3BP 90LD 4	724	M1	15.35	75	460Y,60hz	Yes	11, 82
	1200	112	EMM11156-PP	3GBP113380-ACK+332+509	M3BP 112MH 6	955	M1	17.40	117	460Y,60hz	Yes	11, 82
2.2/3	3600	90	EMM09222-PP	3GBP091530-ACK+332+509	M3BP 90LC 2	846	M1	15.35	77	460Y,60hz	Yes	11, 82
	1800	100	EMM10224-PP	3GBP102810-ACK+332+509	M3BP 100LKA 4	887	M1	17.13	108	460Y,60hz	Yes	11, 82
	1200	132	EMM13226-PP	3GBP133230-ACK+332+509	M3BP 132SMC 6	1,198	M1	20.94	179	460Y,60hz	Yes	11, 82
3/4	3600	100	EMM10032-PP	3GBP101810-ACK+332+509	M3BP 100LKA 2	1,003	M1	17.13	110	460Y,60hz	Yes	11, 82
	1800	100	EMM10034-PP	3GBP102820-ACK+332+509	M3BP 100LKB 4	1,054	M1	17.13	108	460Y,60hz	Yes	11, 82
	1200	132	EMM13036-PP	3GBP133240-ACK+332+509	M3BP 132SMD 6	1,491	M1	20.94	181	460Y,60hz	Yes	11, 82
4/5.3	3600	112	EMM11042-PP	3GBP111370-ACK+332+509	M3BP 112MG 2	1,196	M1	17.40	123	460Y,60hz	Yes	11, 82
	1800	112	EMM11044-PP	3GBP112370-ACK+332+509	M3BP 112MG 4	1,253	M1	17.40	115	460Y,60hz	Yes	11, 82
	1200	132	EMM13046-PP	3GBP133270-ACK+332+509	M3BP 132SMG 6	1,857	M1	20.94	181	460Y,60hz	Yes	11, 82
5.5/7.5	3600	132	EMM13552-PP	3GBP131260-APK+332+509	M3BP 132SMF 2	1,558	M1	20.94	170	460D,60hz	Yes	11, 25, 82
	1800	132	EMM13554-PP	3GBP132260-APK+332+509	M3BP 132SMF 4	1,605	M1	20.94	179	460D,60hz	Yes	11, 25, 82
	1200	132	EMM13556-PP	3GBP133280-APK+332+509	M3BP 132SMH 6	2,296	M1	20.94	174	460D,60hz	Yes	11, 25, 82
7.5/10	3600	132	EMM13752-PP	3GBP131270-APK+332+509	M3BP 132SMG 2	1,941	M1	20.94	170	460D,60hz	Yes	11, 25, 82
	1800	132	EMM13754-PP	3GBP132270-APK+332+509	M3BP 132SMG 4	2,027	M1	20.94	179	460D,60hz	Yes	11, 25, 82
B5, flange mounted												
0.25/.33	1200	80	EMVM08256D-PP	3GBP083310-BCK+332	M3BP 80MA 6	521	M	13.03	31	460Y,60hz	Yes	11, 82
0.37/.50	1200	80	EMVM08376D-PP	3GBP083340-BCK+332	M3BP 80MD 6	567	M	13.03	35	460Y,60hz	Yes	11, 82
0.55/.75	1800	80	EMVM08554D-PP	3GBP082440-BCK+332	M3BP 80MLD 4	537	M	14.29	44	460Y,60hz	Yes	11, 82
	1200	80	EMVM08556D-PP	3GBP083470-BCK+332	M3BP 80MLG 6	637	M	14.29	46	460Y,60hz	Yes	11, 82
0.75/1	3600	80	EMVM08752D-PP	3GBP081340-BCK+332	M3BP 80MD 2	594	M	13.03	40	460Y,60hz	Yes	11, 82
	1800	80	EMVM08754D-PP	3GBP082470-BCK+332	M3BP 80MLG 4	605	M	14.29	49	460Y,60hz	Yes	11, 82
	1200	90	EMVM09756D-PP	3GBP093570-BCK+332+509	M3BP 90LG 6	743	M1	15.35	75	460Y,60hz	Yes	11, 82
1.1/1.5	3600	80	EMVM08112D-PP	3GBP081370-BCK+332	M3BP 80MG 2	637	M	13.03	42	460Y,60hz	Yes	11, 82
	1200	100	EMVM10116D-PP	3GBP103870-BCK+332+509	M3BP 100LKG 6	889	M1	17.13	104	460Y,60hz	Yes	11, 82
	1800	90	EMVM09114D-PP	3GBP092530-BCK+332+509	M3BP 90LC 4	691	M1	15.35	73	460Y,60hz	Yes	11, 82
1.5/2	3600	90	EMVM09152D-PP	3GBP091520-BCK+332+509	M3BP 90LB 2	751	M1	15.35	68	460Y,60hz	Yes	11, 82
	1800	90	EMVM09154D-PP	3GBP092540-BCK+332+509	M3BP 90LD 4	829	M1	15.35	75	460Y,60hz	Yes	11, 82
	1200	112	EMVM11156D-PP	3GBP113380-BCK+332+509	M3BP 112MH 6	1,032	M1	17.40	117	460Y,60hz	Yes	11, 82

(a) See notes on inside back flap. Cast iron frame
 Motors are stamped with kW only. Motors shown as "60 Hz Use in US" are compliant with U.S. DOE.
 Please note motors are wound for 460V/60 Hz only.
 Variant codes: 332 = Catalog number stamped on rating plate
 509 = Fulfilling EISA Subtype I efficiency requirements, CC031A

Metric IEC frame motors, three phase, 60 Hz, 460 volts, .25 thru 7.5 kW (.33 thru 10 Hp)

kW/Hp	RPM	IEC Frame	Catalog Number	ABB Product Code	ABB Type Number	List Price	Mult. Sym.	"L" Dim. (in)	Aprx. Wt. (lb)	Voltage	For Use in US	Notes (a)
B5, flange mounted continued												
2.2/3	3600	90	EMVM09222D-PP	3GBP091530-BCK+332+509	M3BP 90LC 2	930	M1	15.35	77	460Y,60hz	Yes	11, 82
	1800	100	EMVM10224D-PP	3GBP102810-BCK+332+509	M3BP 100LKA 4	984	M1	17.13	108	460Y,60hz	Yes	11, 82
	1200	132	EMVM13226D-PP	3GBP132230-BCK+332+509	M3BP 132SMC 6	1,277	M1	20.94	179	460Y,60hz	Yes	11, 82
3/4	3600	100	EMVM10032D-PP	3GBP101810-BCK+332+509	M3BP 100LKA 2	1,104	M1	17.13	110	460Y,60hz	Yes	11, 82
	1800	100	EMVM10034D-PP	3GBP102820-BCK+332+509	M3BP 100LKB 4	1,174	M1	17.13	108	460Y,60hz	Yes	11, 82
	1200	132	EMVM13036D-PP	3GBP133240-BCK+332+509	M3BP 132SMD 6	1,602	M1	20.94	181	460Y,60hz	Yes	11, 82
4/5.3	3600	112	EMVM11042D-PP	3GBP111370-BCK+332+509	M3BP 112MG 2	1,320	M1	17.40	123	460Y,60hz	Yes	11, 82
	1800	112	EMVM11044D-PP	3GBP112370-BCK+332+509	M3BP 112MG 4	1,372	M1	17.40	115	460Y,60hz	Yes	11, 82
	1200	132	EMVM13046D-PP	3GBP133270-BCK+332+509	M3BP 132SMG 6	1,949	M1	20.94	181	460Y,60hz	Yes	11, 82
5.5/7.5	3600	132	EMVM13552D-PP	3GBP131260-BPK+332+509	M3BP 132SMF 2	1,718	M1	20.94	170	460D,60hz	Yes	11, 25, 82
	1800	132	EMVM13554D-PP	3GBP132260-BPK+332+509	M3BP 132SMF 4	1,754	M1	20.94	179	460D,60hz	Yes	11, 25, 82
	1200	132	EMVM13556D-PP	3GBP133280-BPK+332+509	M3BP 132SMH 6	2,370	M1	20.94	174	460D,60hz	Yes	11, 25, 82
7.5/10	3600	132	EMVM13752D-PP	3GBP131270-BPK+332+509	M3BP 132SMG 2	2,088	M1	20.94	170	460D,60hz	Yes	11, 25, 82
	1800	132	EMVM13754D-PP	3GBP132270-BPK+332+509	M3BP 132SMG 4	2,212	M1	20.94	179	460D,60hz	Yes	11, 25, 82
B14, face mounted												
0.25/.33	1200	80	EMVM08256C-PP	3GBP083310-BCK+047+332	M3BP 80MA 6	650	M	13.03	31	460Y,60hz	Yes	11, 82
0.37/.50	1200	80	EMVM08376C-PP	3GBP083340-BCK+047+332	M3BP 80MD 6	697	M	13.03	35	460Y,60hz	Yes	11, 82
0.55/.75	1800	80	EMVM08554C-PP	3GBP082440-BCK+047+332	M3BP 80MLD 4	666	M	14.29	44	460Y,60hz	Yes	11, 82
	1200	80	EMVM08556C-PP	3GBP083470-BCK+047+332	M3BP 80MLG 6	767	M	14.29	46	460Y,60hz	Yes	11, 82
0.75/1	3600	80	EMVM08752C-PP	3GBP081340-BCK+047+332	M3BP 80MD 2	724	M	13.03	40	460Y,60hz	Yes	11, 82
	1800	80	EMVM08754C-PP	3GBP082470-BCK+047+332	M3BP 80MLG 4	734	M	14.29	49	460Y,60hz	Yes	11, 82
	1200	90	EMVM09756C-PP	3GBP093570-BCK+047+332+509	M3BP 90LG 6	873	M1	15.35	75	460Y,60hz	Yes	11, 82
1.1/1.5	3600	80	EMVM08112C-PP	3GBP081370-BCK+047+332	M3BP 80MG 2	767	M	13.03	42	460Y,60hz	Yes	11, 82
	1200	100	EMVM10116C-PP	3GBP103870-BCK+047+332+509	M3BP 100LKG 6	1,020	M1	17.13	104	460Y,60hz	Yes	11, 82
	1800	90	EMVM09114C-PP	3GBP092530-BCK+047+332+509	M3BP 90LC 4	822	M1	15.35	73	460Y,60hz	Yes	11, 82
1.5/2	3600	90	EMVM09152C-PP	3GBP091520-BCK+047+332+509	M3BP 90LB 2	881	M1	15.35	68	460Y,60hz	Yes	11, 82
	1800	90	EMVM09154C-PP	3GBP092540-BCK+047+332+509	M3BP 90LD 4	960	M1	15.35	75	460Y,60hz	Yes	11, 82
	1200	112	EMVM11156C-PP	3GBP113380-BCK+047+332+509	M3BP 112MH 6	1,220	M1	17.40	117	460Y,60hz	Yes	11, 82
2.2/3	3600	90	EMVM09222C-PP	3GBP091530-BCK+047+332+509	M3BP 90LC 2	1,059	M1	15.35	77	460Y,60hz	Yes	11, 82
	1800	100	EMVM10224C-PP	3GBP102810-BCK+047+332+509	M3BP 100LKA 4	1,115	M1	17.13	108	460Y,60hz	Yes	11, 82
	1200	132	EMVM13226C-PP	3GBP133230-BCK+047+332+509	M3BP 132SMC 6	1,463	M1	20.94	179	460Y,60hz	Yes	11, 82
3/4	3600	100	EMVM10032C-PP	3GBP101810-BCK+047+332+509	M3BP 100LKA 2	1,233	M1	17.13	110	460Y,60hz	Yes	11, 82
	1800	100	EMVM10034C-PP	3GBP102820-BCK+047+332+509	M3BP 100LKB 4	1,304	M1	17.13	108	460Y,60hz	Yes	11, 82
	1200	132	EMVM13036C-PP	3GBP133240-BCK+047+332+509	M3BP 132SMD 6	1,790	M1	20.94	181	460Y,60hz	Yes	11, 82
4/5.3	3600	112	EMVM11042C-PP	3GBP111370-BCK+047+332+509	M3BP 112MG 2	1,508	M1	17.40	123	460Y,60hz	Yes	11, 82
	1800	112	EMVM11044C-PP	3GBP112370-BCK+047+332+509	M3BP 112MG 4	1,558	M1	17.40	115	460Y,60hz	Yes	11, 82
	1200	132	EMVM13046C-PP	3GBP133270-BCK+047+332+509	M3BP 132SMG 6	1,949	M1	20.94	181	460Y,60hz	Yes	11, 82
5.5/7.5	3600	132	EMVM13552C-PP	3GBP131260-BPK+047+332+509	M3BP 132SMF 2	1,906	M1	20.94	170	460D,60hz	Yes	11, 25, 82
	1800	132	EMVM13554C-PP	3GBP132260-BPK+047+332+509	M3BP 132SMF 4	1,941	M1	20.94	179	460D,60hz	Yes	11, 25, 82
	1200	132	EMVM13556C-PP	3GBP133280-BPK+047+332+509	M3BP 132SMH 6	2,556	M1	20.94	174	460D,60hz	Yes	11, 25, 82
7.5/10	3600	132	EMVM13752C-PP	3GBP131270-BPK+047+332+509	M3BP 132SMG 2	2,274	M1	20.94	170	460D,60hz	Yes	11, 25, 82
	1800	132	EMVM13754C-PP	3GBP132270-BPK+047+332+509	M3BP 132SMG 4	2,399	M1	20.94	179	460D,60hz	Yes	11, 25, 82

(a) See notes on inside back flap.

■ Cast iron frame

Motors are stamped with kW only. Motors shown as "60 Hz Use in US" are compliant with U.S. DOE.

Please note motors are wound for 460V/60 Hz only.

Variant codes: 332 = Catalog number stamped on rating plate

509 = Fulfilling EISA Subtype I efficiency requirements, CC031A

Definite purpose

Unit Handling

Brake

IEC Frame

50 Hertz

Inverter/Vector

DC

Accessories


Grinders

Motor Mod

NEW!

Metric IEC frame motors, three phase, 60 Hz, 460 volts
.75 thru 7.5 kW (1 thru 10 Hp)

IP55



Features:

- Aluminum
- IE3 efficiency per IEC 60034-30
- 6 post terminal block
- Class F insulation with Class B temperature limits
- Inverter ready 2:1 CT & 20:1 VT

Applications:

- Pumps
- Compressors
- Fans
- Conveyors
- General purpose requiring IEC metric mounting

kW/Hp	RPM	IEC Frame	Catalog Number	ABB Product Code	ABB Type Number	List Price	Mult. Sym.	"L" Dim. (in)	Aprx. Wt. (lb)	Voltage	For Use in US	Notes (a)
B3, foot mounted												
0.75/1	3600	80	EMM08752-AP	3GAA081320-ASK	M3AA 80MB 2	517	M	265.5	9.5	460Y,60hz	Yes	11, 82
	1800	80	EMM08754-AP	3GAA082350-ASK	M3AA 80ME 4	539	M	293.5	13.5	460Y,60hz	Yes	11, 82
	1200	90	EMM09756-AP	3GAA093540-ASK	M3AA 90LD 6	678	M1	331.5	19	460Y,60hz	Yes	11, 82
1.1/1.5	3600	80	EMM08112-AP	3GAA081330-ASK	M3AA 80MC 2	567	M	265.5	10.5	460Y,60hz	Yes	11, 82
	1200	100	EMM10116-AP	3GAA103550-ASK	M3AA 100LE 6	835	M1	432	35	460Y,60hz	Yes	11, 82
	1800	90	EMM09114-AP	3GAA092530-ASK	M3AA 90LC 4	616	M1	331.5	19	460Y,60hz	Yes	11, 82
1.5/2	3600	90	EMM09152-AP	3GAA091520-ASK	M3AA 90LB 2	672	M1	331.5	17	460Y,60hz	Yes	11, 82
	1800	90	EMM09154-AP	3GAA092540-ASK	M3AA 90LD 4	724	M1	331.5	19	460Y,60hz	Yes	11, 82
	1200	100	EMM10156-AP	3GAA103560-ASK	M3AA 100LF 6	955	M1	432	35	460Y,60hz	Yes	11, 82
2.2/3	3600	90	EMM09222-AP	3GAA091530-ASK	M3AA 90LC 2	846	M1	331.5	20	460Y,60hz	Yes	11, 82
	1800	100	EMM10224-AP	3GAA102550-ASK	M3AA 100LE 4	887	M1	432	36	460Y,60hz	Yes	11, 82
	1200	112	EMM11226-AP	3GAA113330-ASK	M3AA 112MC 6	1,198	M1	431	43	460Y,60hz	Yes	11, 82
3/4	3600	100	EMM10032-AP	3GAA101530-ASK	M3AA 100LC 2	1,003	M1	432	28	460Y,60hz	Yes	11, 82
	1800	100	EMM10034-AP	3GAA102560-ASK	M3AA 100LF 4	1,054	M1	432	36	460Y,60hz	Yes	11, 82
	1200	132	EMM13036-AP	3GAA133330-ADK	M3AA 132MC 6	1,491	M1	487	66	460Y,60hz	Yes	11, 25, 82
4/5.3	3600	112	EMM11042-AP	3GAA111320-ASK	M3AA 112MB 2	1,196	M1	431	38	460Y,60hz	Yes	11, 82
	1800	112	EMM11044-AP	3GAA112320-ASK	M3AA 112MB 4	1,253	M1	431	44	460Y,60hz	Yes	11, 82
	1200	132	EMM13046-AP	3GAA133340-ADK	M3AA 132MD 6	1,857	M1	487	67	460Y,60hz	Yes	11, 25, 82
5.5/7.5	3600	132	EMM13552-AP	3GAA131120-ADK	M3AA 132SB 2	1,558	M1	487	58	460D,60hz	Yes	11, 25, 82
	1800	132	EMM13554-AP	3GAA132320-ADK	M3AA 132MB 4	1,605	M1	487	68	460D,60hz	Yes	11, 25, 82
	1200	132	EMM13556-AP	3GAA133350-ADK	M3AA 132ME 6	2,296	M1	487	63	460D,60hz	Yes	11, 25, 82
7.5/10	3600	132	EMM13752-AP	3GAA131130-ADK	M3AA 132SC 2	1,941	M1	487	63	460D,60hz	Yes	11, 25, 82
	1800	132	EMM13754-AP	3GAA132330-ADK	M3AA 132MC 4	2,027	M1	487	68	460D,60hz	Yes	11, 25, 82
B5, flange mounted												
0.75/1	3600	80	EMVM08752D-AP	3GAA081320-BSK	M3AA 80MB 2	594	M	265.5	9.5	460Y,60hz	Yes	11, 82
	1800	80	EMVM08754D-AP	3GAA082350-BSK	M3AA 80ME 4	605	M	293.5	13.5	460Y,60hz	Yes	11, 82
	1200	90	EMVM09756D-AP	3GAA093540-BSK	M3AA 90LD 6	743	M1	331.5	19	460Y,60hz	Yes	11, 82
1.1/1.5	3600	80	EMVM08112D-AP	3GAA081330-BSK	M3AA 80MC 2	637	M	265.5	10.5	460Y,60hz	Yes	11, 82
	1200	100	EMVM10116D-AP	3GAA103550-BSK	M3AA 100LE 6	889	M1	432	35	460Y,60hz	Yes	11, 82
	1800	90	EMVM09114D-AP	3GAA092530-BSK	M3AA 90LC 4	691	M1	331.5	19	460Y,60hz	Yes	11, 82
1.5/2	3600	90	EMVM09152D-AP	3GAA091520-BSK	M3AA 90LB 2	751	M1	331.5	17	460Y,60hz	Yes	11, 82
	1800	90	EMVM09154D-AP	3GAA092540-BSK	M3AA 90LD 4	829	M1	331.5	19	460Y,60hz	Yes	11, 82
	1200	100	EMVM10156D-AP	3GAA103560-BSK	M3AA 100LF 6	1,032	M1	432	35	460Y,60hz	Yes	11, 82
2.2/3	3600	90	EMVM09222D-AP	3GAA091530-BSK	M3AA 90LC 2	930	M1	331.5	20	460Y,60hz	Yes	11, 82
	1800	100	EMVM10224D-AP	3GAA102550-BSK	M3AA 100LE 4	984	M1	432	36	460Y,60hz	Yes	11, 82
	1200	112	EMVM11226D-AP	3GAA113330-BSK	M3AA 112MC 6	1,277	M1	431	43	460Y,60hz	Yes	11, 82
3/4	3600	100	EMVM10032D-AP	3GAA101530-BSK	M3AA 100LC 2	1,104	M1	432	28	460Y,60hz	Yes	11, 82
	1800	100	EMVM10034D-AP	3GAA102560-BSK	M3AA 100LF 4	1,174	M1	432	36	460Y,60hz	Yes	11, 82
	1200	132	EMVM13036D-AP	3GAA133330-BDK	M3AA 132MC 6	1,602	M1	487	66	460Y,60hz	Yes	11, 25, 82

(a) See notes on inside back flap

Red catalog number indicates **NEW** product.

Motors are stamped with kW only.

Motors shown as "60 Hz Use in US" are compliant with U.S. DOE.

Please note motors are wound for 460V/60 Hz only.

Variant codes: 047 = IM 3601 flange mounted

332 = Catalog number stamped on rating plate

509 = Fulfilling EISA Subtype I efficiency requirements, CC031A

NEW!

For more information visit baldor.com or new.abb.com/motors-generators

Definite purpose

Unit Handling

Brake

IEC Frame

50 Hertz

Inverter/Vector

DC

Accessories

Grinders

Motor Mod

NEW!

Metric IEC frame motors, three phase, 60 Hz, 460 volts, .75 thru 7.5 kW (1 thru 10 Hp)

kW/Hp	RPM	IEC Frame	Catalog Number	ABB Product Code	ABB Type Number	List Price	Mult. Sym.	"L" Dim. (in)	Aprx. Wt. (lb)	Voltage	For Use in US	Notes (a)
4/5.3	3600	112	EMVM11042D-AP	3GAA111320-BSK	M3AA 112MB 2	1,320	M1	431	38	460Y,60hz	Yes	11, 82
	1800	112	EMVM11044D-AP	3GAA112320-BSK	M3AA 112MB 4	1,372	M1	431	44	460Y,60hz	Yes	11, 82
	1200	132	EMVM13046D-AP	3GAA133340-BDK	M3AA 132MD 6	1,949	M1	487	67	460Y,60hz	Yes	11, 25, 82
5.5/7.5	3600	132	EMVM13552D-AP	3GAA131120-BDK	M3AA 132SB 2	1,718	M1	487	58	460D,60hz	Yes	11, 25, 82
	1800	132	EMVM13554D-AP	3GAA132320-BDK	M3AA 132MB 4	1,754	M1	487	68	460D,60hz	Yes	11, 25, 82
	1200	132	EMVM13556D-AP	3GAA133350-BDK	M3AA 132ME 6	2,370	M1	487	63	460D,60hz	Yes	11, 25, 82
7.5/10	3600	132	EMVM13752D-AP	3GAA131130-BDK	M3AA 132SC 2	2,088	M1	487	63	460D,60hz	Yes	11, 25, 82
	1800	132	EMVM13754D-AP	3GAA132330-BDK	M3AA 132MC 4	2,212	M1	487	68	460D,60hz	Yes	11, 25, 82
B14, face mounted												
0.75/1	3600	80	EMVM08752C-AP	3GAA081320-BSK+047+332+509	M3AA 80MB 2	740	M	265.5	9.5	460Y,60hz	Yes	11, 82
	1800	80	EMVM08754C-AP	3GAA082350-BSK+047+332+509	M3AA 80ME 4	751	M	293.5	13.5	460Y,60hz	Yes	11, 82
	1200	90	EMVM09756C-AP	3GAA093540-CSK	M3AA 90LD 6	883	M1	331.5	19	460Y,60hz	Yes	11, 82
1.1/1.5	3600	80	EMVM08112C-AP	3GAA081330-BSK+047+332+509	M3AA 80MC 2	782	M	265.5	10.5	460Y,60hz	Yes	11, 82
	1200	100	EMVM10116C-AP	3GAA103550-CSK	M3AA 100LE 6	1,025	M1	432	35	460Y,60hz	Yes	11, 82
	1800	90	EMVM09114C-AP	3GAA092530-CSK	M3AA 90LC 4	834	M1	331.5	19	460Y,60hz	Yes	11, 82
1.5/2	3600	90	EMVM09152C-AP	3GAA091520-CSK	M3AA 90LB 2	891	M1	331.5	17	460Y,60hz	Yes	11, 82
	1800	90	EMVM09154C-AP	3GAA092540-CSK	M3AA 90LD 4	968	M1	331.5	19	460Y,60hz	Yes	11, 82
	1200	100	EMVM10156C-AP	3GAA103560-CSK	M3AA 100LF 6	1,163	M1	432	35	460Y,60hz	Yes	11, 82
2.2/3	3600	90	EMVM09222C-AP	3GAA091530-CSK	M3AA 90LC 2	1,064	M1	331.5	20	460Y,60hz	Yes	11, 82
	1800	100	EMVM10224C-AP	3GAA102550-CSK	M3AA 100LE 4	1,116	M1	432	36	460Y,60hz	Yes	11, 82
	1200	112	EMVM11226C-AP	3GAA113330-CSK	M3AA 112MC 6	1,399	M1	431	43	460Y,60hz	Yes	11, 82
3/4	3600	100	EMVM10032C-AP	3GAA101530-CSK	M3AA 100LC 2	1,231	M1	432	28	460Y,60hz	Yes	11, 82
	1800	100	EMVM10034C-AP	3GAA102560-CSK	M3AA 100LF 4	1,299	M1	432	36	460Y,60hz	Yes	11, 82
	1200	132	EMVM13036C-AP	3GAA133330-CSK	M3AA 132MC 6	1,733	M1	487	66	460Y,60hz	Yes	11, 82
4/5.3	3600	112	EMVM11042C-AP	3GAA111320-CSK	M3AA 112MB 2	1,441	M1	431	38	460Y,60hz	Yes	11, 82
	1800	112	EMVM11044C-AP	3GAA112320-CSK	M3AA 112MB 4	1,490	M1	431	44	460Y,60hz	Yes	11, 82
	1200	132	EMVM13046C-AP	3GAA133340-CSK	M3AA 132MD 6	2,068	M1	487	67	460Y,60hz	Yes	11, 82
5.5/7.5	3600	132	EMVM13552C-AP	3GAA131120-CSK	M3AA 132SB 2	1,846	M1	487	58	460D,60hz	Yes	11, 82
	1800	132	EMVM13554C-AP	3GAA132320-CSK	M3AA 132MB 4	1,880	M1	487	68	460D,60hz	Yes	11, 82
	1200	132	EMVM13556C-AP	3GAA133350-CSK	M3AA 132ME 6	2,473	M1	487	63	460D,60hz	Yes	11, 82
7.5/10	3600	132	EMVM13752C-AP	3GAA131130-CSK	M3AA 132SC 2	2,201	M1	487	63	460D,60hz	Yes	11, 82
	1800	132	EMVM13754C-AP	3GAA132330-CSK	M3AA 132MC 4	2,322	M1	487	68	460D,60hz	Yes	11, 82

(a) See notes on inside back flap
 Red catalog number indicates **NEW** product.

Motors are stamped with kW only.
 Motors shown as "60 Hz Use in US" are compliant with U.S. DOE.
 Please note motors are wound for 460V/60 Hz only.

Variant codes: 047 = IM 3601 flange mounted
 332 = Catalog number stamped on rating plate
 509 = Fulfilling EISA Subtype I efficiency requirements, CC031A

NEW!

For more information visit baldor.com or new.abb.com/motors-generators

Definite purpose

Unit Handling

Brake

IEC Frame

50 Hertz

Inverter/Vector

DC

Accessories

Grinders

Motor Mod

Definite purpose

Unit Handling

Brake

IEC Frame

50 Hertz

Inverter/Vector

DC

Accessories

Grinders

Motor Mod

Metric IEC flange kit for process performance aluminum and cast iron motors (safe area)



Frame Size	Type	Poles	Series	B5 M Dimension	B5 Flange Catalog Number	B14 M Dimension	B14 Flange Catalog Number
63	M3AA	2,4,6	E	115	3GZL223006-1	75	3GZL223006-2
71	M3AA	2,4,6	E	130	3GZE223070-1	85	3GZE223071-1 *
	M3BP	2,4,6	B	130	3GZE223074-1	85	3GZE223075-1
80	M3AA	2,4,6	E, K	165	3GZE223080-1	100	3GZE223081-1 **
	M3BP	2,4,6	B	165	3GZE223084-1	100	3GZE223085-1
90	M3AA	2,4,6	E, K	165	3GZE223090-1	115	3GZE223091-1
	M3BP	2,4,6	B,K	165	3GZE223094-1	115	3GZE223095-1
100	M3AA	2,4,6	E, K	215	3GZE223100-2	130	3GZE223101-2
	M3BP	2,4,6	B	215	3GZE223105-1	130	3GZE223106-1
112	M3AA	2,4,6	E	215	3GZE223100-2	130	3GZE223101-2
	M3AA	2,4,6	K	215	3GZE425105-2	130	3GZW223011-2
	M3BP	2,4,6	B,K	215	3GZF223011-10	130	3GZF223011-9
132	M3AA	2,4,6	E, K	265	3GZE425205-1	165	AE42536413-1
	M3BP	2,4,6	B,K	265	3GZE223133-1	165	3GZE223134-1
160	M3AA	2,4,6	G,K	300	3GZV223039-28	215	3GZV223031-1
	M3BP	2,4,6	G,K	300	3GZF223716-63	N/A	N/A
180	M3AA	2,4,6	G,K	300	3GZV223039-24	N/A	N/A
	M3BP	2,4,6	G,K	300	3GZF223018-40	N/A	N/A
200	M3AA	2,4,6	G,K	350	3GZV223008-31	N/A	N/A
	M3BP	2,4,6	G,K	350	3GZF223020-50	N/A	N/A
225	M3AA	2,4,6	G,K	400	3GZV223008-46	N/A	N/A
	M3BP	2,4,6	G,K	400	3GZF223022-35	N/A	N/A
250	M3BP	2,4,6	G,K	500	3GZF223025-29	N/A	N/A
	M3BP	2	G	500	3GZF223028-8	N/A	N/A
280	M3BP	4,6	G	500	3GZF203728-56	N/A	N/A
	M3BP	2	K	500	3GZF223028-8	N/A	N/A
	M3BP	4,6	K	500	3GZF223028-1	N/A	N/A

* Bearing retainer, 3GVC071046-B is required when adding flange to B3 motor

** Bearing retainer, 3GVC081046-A is required when adding flange to B3 motor.

Red catalog number indicates **NEW** product.

Please contact your sales office representative for price and delivery.

Metric IEC frame motors, three phase, 50/60 Hz, B14 and B5 flange

.12 thru 90 kW (.16 thru 125 Hp)

IP55



Features:

- Aluminum & cast iron frame (severe duty)
- MVM catalog motors are IE2 efficiency
- EMVM catalog motors are IE3 efficiency
- Inverter ready frame 63 - 250 2:1 CT, 10:1 VT
- 6 post terminal block
- Class F insulation with Class B temperature limits
- 3 PTC thermistors standard in 160-250 aluminum frame and 71-280 cast iron frame

Applications:

- Pumps
- Compressors
- Fans
- Conveyors
- General purpose requiring IEC metric mounting

kW/Hp	RPM	IEC Frame	Catalog Number	ABB Product Code	ABB Type Number	List Price	Mult. Sym.	"L" Aprx. Dim. (in)	Wt. (lb)	Voltage	For Use Notes In US (a)
B14 flange											
.18/.25	1500/1800	63	MVM06184C-AP	3GAA062312-CSE+332	M3AA 63B 4	388	M	8.43	10	230D/400Y,50hz, 460Y,60hz	Yes

(a) See notes on inside back flap

Motors are stamped with kW only.

Motors listed above are not suitable for use at 690V on VFD.

Metric IEC frame motors, three phase, 50/60 Hz, B5 flange

kW/Hp	RPM	IEC Frame	Catalog Number	ABB Product Code	ABB Type Number	List Price	Mult. Sym.	"L" Dim. (in)	Aprx. Wt. (lb)	Voltage	For Use In US	Notes (a)
B5 flange												
.12/.16	1500/1800	63	MVM06124D-AP	3GAA062311-BSE+332	M3AA 63A 4	386	M	8.43	9	230D/400Y,50hz, 460Y,60hz	Yes	11
.18/.25	3000/3600	63	MVM06182D-AP	3GAA061311-BSE+332	M3AA 63A 2	378	M	8.43	9	230D/400Y,50hz, 460Y,60hz	Yes	11
	1500/1800	63	MVM06184D-AP	3GAA062312-BSE+332	M3AA 63B 4	388	M	8.43	10	230D/400Y,50hz, 460Y,60hz	Yes	11
.25/.33	3000/3600	63	MVM06252D-AP	3GAA061312-BSE+332	M3AA 63B 2	383	M	8.43	10	230D/400Y,50hz, 460Y,60hz	Yes	11
	1500/1800	71	MVM07254D-AP	3GAA072311-BSE+332	M3AA 71A 4	332	M	9.45	11	230D/400Y,50hz, 460Y,60hz	Yes	11
.37/.5	3000/3600	71	MVM07372D-AP	3GAA071311-BSE+332	M3AA 71A 2	339	M	9.45	11	230D/400Y,50hz, 460Y,60hz	Yes	11
	1500/1800	71	MVM07374D-AP	3GAA072312-BSE+332	M3AA 71B 4	367	M	9.45	11	230D/400Y,50hz, 460Y,60hz	Yes	11
.55/.75	3000/3600	71	MVM07552D-AP	3GAA071312-BSE+332	M3AA 71B 2	375	M	9.45	11	230D/400Y,50hz, 460Y,60hz	Yes	11
	1500/1800	80	MVM08554D-AP	3GAA082311-BSE+002+332	M3AA 80A 4	473	M	10.45	19	230D/400Y,50hz, 460Y,60hz	Yes	11
.75/1	3000/3600	80	MVM08752D-AP	3GAA081312-BSE+332	M3AA 80B 2	445	M	10.45	23	230D/400Y,50hz, 460Y,60hz	No	11
	1500/1800	80	MVM08754D-AP	3GAA082314-BSE+332	M3AA 80D 4	453	M	10.45	20	230D/400Y,50hz, 460Y,60hz	No	11
1.1/1.5	3000/3600	80	MVM08112D-AP	3GAA081313-BSE+332	M3AA 80C 2	478	M	10.45	24	230D/400Y,50hz, 460Y,60hz	No	11
	1500/1800	90	MVM09114D-APN	3GAA092520-BSE+332+333	M3AA 90LB 4	491	M1	12.19	35	230D/400Y,50hz, 460Y,60hz	No	11
1.5/2	3000/3600	90	MVM09152D-APN	3GAA091500-BSE+332+333	M3AA 90L 2	469	M1	12.19	35	230D/400Y,50hz, 460Y,60hz	No	11
	1500/1800	90	MVM09154D-APN	3GAA092540-BSE+332+333	M3AA 90LD 4	589	M1	13.05	35	230D/400Y,50hz, 460Y,60hz	No	11
2.2/3	3000/3600	90	MVM09222D-APN	3GAA091520-BSE+332+333	M3AA 90LB 2	659	M1	12.19	35	230D/400Y,50hz, 460Y,60hz	No	11
	1500/1800	100	MVM10224D-APN	3GAA102530-BSE+332	M3AA 100LC 4	698	M1	13.82	55	230D/400Y,50hz, 460Y,60hz	No	11
3/4	3000/3600	100	MVM10032D-APN	3GAA101520-BSE+332	M3AA 100LB 2	783	M1	13.82	55	230D/400Y,50hz, 460Y,60hz	No	11
	1500/1800	100	MVM10034D-APN	3GAA102540-BSE+332	M3AA 100LD 4	834	M1	13.82	64	230D/400Y,50hz, 460Y,60hz	No	11
4/5.3	3000/3600	112	MVM11042D-APN	3GAA111320-BSE+332+333	M3AA 112MB 2	935	M1	15.47	66	230D/400Y,50hz, 460Y,60hz	No	11
	1500/1800	112	MVM11044D-APN	3GAA112320-BSE+332+333	M3AA 112MB 4	972	M1	15.47	75	230D/400Y,50hz, 460Y,60hz	No	11
5.5/7.5	1500/1800	132	MVM13554D-APN	3GAA132300-BDE+332+333	M3AA 132M 4	1,242	M1	17.60	106	400D/690Y,50hz, 460D,60hz	No	11, 25
7.5/10	1500/1800	132	MVM13754D-APN	3GAA132310-BDE+332+333	M3AA 132MA 4	1,567	M1	17.6	130	400D/690Y,50hz, 460D,60hz	No	11, 25
		132	EMVM13754D-AP-50N	3GAA132310-BDJ+332	M3AA 132MA 4	1,804	M1	17.6	130	400D/415D/690Y,50hz	No	11, 25
11/15	1500/1800	160	EMVM16114D-APN	3GAA162410-BDK+011+332+509	M3AA 160MLA 4	2,876	M1	22.99	293	400D/415D/690Y,50hz, 460D,60hz	Yes	11, 25
		160	EMVM16114D-PPN	3GBP162410-BDK+011+332+509	M3BP 160MLA 4	3,221	M1	22.95	392	400D/415D/690Y,50hz, 460D,60hz	Yes	11, 25
15/20	1500/1800	160	EMVM16154D-APN	3GAA162420-BDK+011+332+509	M3AA 160MLB 4	3,671	M1	26.81	322	400D/415D/690Y,50hz, 460D,60hz	Yes	11, 25
		160	EMVM16154D-PPN	3GBP162420-BDK+011+332+509	M3BP 160MLB 4	4,109	M1	26.77	421	400D/415D/690Y,50hz, 460D,60hz	Yes	11, 25
18.5/25	1500/1800	180	EMVM18184D-APN	3GAA182410-BDK+011+332+509	M3AA 180MLA 4	4,209	M1	28.58	403	400D/415D/690Y,50hz, 460D,60hz	Yes	11, 25
		180	EMVM18184D-PPN	3GBP182410-BDK+011+332+509	M3BP 180MLA 4	4,711	M1	28.58	531	400D/415D/690Y,50hz, 460D,60hz	Yes	11, 25
22/30	1500/1800	180	EMVM18224D-APN	3GAA182420-BDK+011+332+509	M3AA 180MLB 4	4,999	M1	28.58	403	400D/415D/690Y,50hz, 460D,60hz	Yes	11, 25
		180	EMVM18224D-PPN	3GBP182420-BDK+011+332+509	M3BP 180MLB 4	5,597	M1	28.58	529	400D/415D/690Y,50hz, 460D,60hz	Yes	11, 25
30/40	1500/1800	200	EMVM20304D-APN	3GAA202410-BDK+011+332+509	M3AA 200MLA 4	6,393	M1	32.32	562	400D/415D/690Y,50hz, 460D,60hz	Yes	11, 25
		200	EMVM20304D-PPN	3GBP202410-BDK+011+332+509	M3BP 200MLA 4	7,156	M1	32.32	721	400D/415D/690Y,50hz, 460D,60hz	Yes	11, 25
37/50	1500/1800	225	EMVM22374D-APN	3GAA222210-BDK+011+332+509	M3AA 225SMA 4	7,721	M1	34.65	714	400D/415D/690Y,50hz, 460D,60hz	Yes	11, 25
		225	EMVM22374D-PPN	3GBP222210-BDK+011+332+509	M3BP 225SMA 4	8,643	M1	34.65	897	400D/415D/690Y,50hz, 460D,60hz	Yes	11, 25
45/60	1500/1800	225	EMVM22454D-APN	3GAA222220-BDK+011+332+509	M3AA 225SMB 4	9,240	M1	34.65	714	400D/415D/690Y,50hz, 460D,60hz	Yes	11, 25
		225	EMVM22454D-PPN	3GBP222220-BDK+011+332+509	M3BP 225SMB 4	10,344	M1	34.65	897	400D/415D/690Y,50hz, 460D,60hz	Yes	11, 25
55/75	1500/1800	250	EMVM25554D-APN	3GAA252210-BDK+011+332+509	M3AA 250SMA 4	11,075	M1	34.8	908	400D/415D/690Y,50hz, 460D,60hz	Yes	11, 25
		250	EMVM25554D-PPN	3GBP252210-BDK+011+332+509	M3BP 250SMA 4	12,434	M1	34.8	1089	400D/415D/690Y,50hz, 460D,60hz	Yes	11, 25
75/100	1500/1800	280	EMVM28754D-PP	3GBP282220-BDK+011+509+531	M3BP 280SMB 4	16,397	M1	42.83	1466	400D/415D/690Y,50hz, 460D,60hz	Yes	11, 25
90/125	1500/1800	280	EMVM28904D-PP	3GBP282230-BDK+011+509+531	M3BP 280SMC 4	18,876	M1	42.83	1598	400D/415D/690Y,50hz, 460D,60hz	Yes	11, 25

(a) See notes on inside back flap.

■ Cast iron frame

Motors are stamped with kW only.

Motors listed above are not suitable for use at 690V on VFD.

Variant codes: 002 = Non-standard rating plate

011 = Fulfilling CSA Energy Efficiency Verification IE3 includes CSA

332 = Catalog number stamped on rating plate

333 = Not for use in the USA

531 = Sea freight packaging

Definite purpose

Unit Handling

Brake

IEC Frame

50 Hertz

Inverter/Vector

DC

Accessories


Grinders

Motor Mod

Metric IEC ATEX/IECEX flameproof Ex de IIC T4 Gb, three phase, 50 Hz, foot mounted

.55 thru 90 kW (.75 - 125 Hp)

IP55



Features:

- Ex de IIC T4 Gb for Zone 1
- Cast iron frame & endplates
- IE2 efficiency per IEC 60034-30
- 6 post terminal block
- Class F insulation with Class B temperature limits
- Certified for both ATEX & IECEX as standard

Applications:

- Hazardous gas locations

kW/Hp	RPM	IEC Frame	Catalog Number	ABB Product Code	ABB Type Number	List Price	Mult. Sym.	"L" Dim. (in)	Aprx. Wt. (lb)	Voltage	For Use in US	Notes (a)
.55/.75	1500	80	MM08554-EX3	3GKP082310-ASH+332+461	M3KP 80MA 4	1,255	M	13.39	84	230D/400Y/415Y,50hz	No	11
.75/1	1500	80	MM08754-EX3	3GKP082320-ASH+332+461	M3KP 80MB 4	1,301	M	13.39	84	230D/400Y/415Y,50hz	No	11
1.1/1.5	1500	90	MM09114-EX3	3GKP092010-ASH+332+461	M3KP 90SLA 4	1,463	M1	15.94	112	230D/400Y/415Y,50hz	No	11
1.5/2	1500	90	MM09154-EX3	3GKP092030-ASH+332+461	M3KP 90SLC 4	1,589	M1	15.94	117	230D/400Y/415Y,50hz	No	11
2.2/3	1500	100	MM10224-EX3	3GKP102510-ASH+332+461	M3KP 100LA 4	1,868	M1	18.90	154	230D/400Y/415Y,50hz	No	11
3/4	1500	100	MM10034-EX3	3GKP102520-ASH+332+461	M3KP 100LB 4	2,093	M1	18.90	159	230D/400Y/415Y,50hz	No	11
4/5.3	1500	112	MM11044-EX3	3GKP112330-ASH+332+461	M3KP 112MC 4	2,433	M1	18.90	179	230D/400Y/415Y,50hz	No	11
5.5/7.5	1500	132	MM13554-EX3	3GKP132220-ADH+332+461	M3KP 132SMB 4	2,958	M1	22.05	245	400D/415D/690Y,50hz	No	11, 25
7.5/10	1500	132	MM13754-EX3	3GKP132240-ADH+332+461	M3KP 132SMD 4	3,418	M1	22.05	251	400D/415D/690Y,50hz	No	11, 25
11/15	1500	160	MM16114-EX3	3GKP162430-ADH+332+461	M3KP 160MLC 4	4,134	M1	27.99	511	400D/415D/690Y,50hz	No	11, 25
15/20	1500	160	MM16154-EX3	3GKP162450-ADH+332+461	M3KP 160MLE 4	4,997	M1	27.99	562	400D/415D/690Y,50hz	No	11, 25
18.5/25	1500	180	MM18184-EX3	3GKP182410-ADH+332+461	M3KP 180MLA 4	6,563	M1	27.80	611	400D/415D/690Y,50hz	No	11, 25
22/30	1500	180	MM18224-EX3	3GKP182420-ADH+332+461	M3KP 180MLB 4	7,138	M1	27.80	628	400D/415D/690Y,50hz	No	11, 25
30/40	1500	200	MM20304-EX3	3GKP202420-ADG+332+461	M3KP 200MLB 4	9,122	M1	30.47	750	400D/415D/690Y,50hz	No	11, 25
37/50	1500	225	MM22374-EX3	3GKP222220-ADG+332+461	M3KP 225SMB 4	11,312	M1	34.29	816	400D/415D/690Y,50hz	No	11, 25
45/60	1500	225	MM22454-EX3	3GKP222230-ADG+332+461	M3KP 225SMC 4	12,619	M1	34.29	893	400D/415D/690Y,50hz	No	11, 25
55/75	1500	250	MM25554-EX3	3GKP252210-ADG+332+461	M3KP 250SMA 4	16,387	M1	34.45	948	400D/415D/690Y,50hz	No	11, 25
75/100	1500	280	MM28754-EX3	3GKP282210-ADG+332+461+531	M3KP 280SMA 4	23,719	M1	42.91	1422	400D/415D/690Y,50hz	No	11, 25
90/125	1500	280	MM28904-EX3	3GKP282220-ADG+332+461+531	M3KP 280SMB 4	26,280	M1	42.91	1510	400D/415D/690Y,50hz	No	11, 25

(a) See notes on inside back flap.

■ Cast iron frame

Red catalog number indicates **NEW** product.

Motors are stamped with kW only.

The above motors from frame size 250 and below are suitable for VFD operation on 230, 400 and 415 volts with the addition of appropriate modification(s).

For sizing or further details, please contact your sales representative.

Variant codes: 332 = Catalog number stamped on rating plate

461 = Ex d(e) design, Group II C

531 = Sea freight packaging

Metric IEC, three phase, 60 Hz, TEFC, foot mounted

1.1 thru 15 kW (1.5 thru 20 Hp)

IP54



Features:

- IEC-B3 mount
- Conforms to IEC 60072-1 & IEC 60034-1
- Ball bearings with locked DE bearing
- Heavy gauge steel frames
- Gasketed conduit box

Applications:

- Pumps
- Fans
- Conveyors
- Machine tools
- Gear reducers

kW/HP	RPM	IEC Frame	Catalog Number	List Price	Mult. Sym.	"L" Dim. (in)	Aprx. Wt. (lb)	Full Load Efficiency	60 Hz Voltage	Full Load Amps	60 Hz Use in US	Notes (a)
1.1/1.5	1800	D90S	EMM3554	825	L1	13.00	44	86.5	230/460	2.2	Yes	30
1.5/2	1800	D90L	EMM3558	842	K	13.00	45	86.5	230/460	2.9	Yes	30
2.2/3	3600	D90L	EMM3559	948	L1	13.87	51	86.5	230/460	3.6	Yes	30
	1800	D100L	EMM3611	945	L1	15.76	71	89.5	230/460	4.2	Yes	30
3.7/5	3600	D100L	EMM3613	960	L1	15.76	78	88.5	230/460	5.6	Yes	30
	1800	D112M	EMM3615	1,026	L1	17.66	90	89.5	230/460	6.7	Yes	30
5.5/7.5	3600	D132S	EMM3709	1,449	L1	17.66	118	89.5	230/460	9	Yes	30
	1800	D132S	EMM3710	1,468	L1	18.79	151	91.7	230/460	9.5	Yes	30
7.5/10	3600	D132S	EMM3711	1,518	L1	17.66	119	90.2	230/460	11.8	Yes	30
	1800	D132M	EMM3714	1,660	L1	20.29	165	91.7	230/460	12	Yes	30
11/15	1800	D160M	EMM2333	2,388	L1	23.64	250	92.4	230/460	18.1	Yes	30
15/20	1800	D160L	EMM2334	2,899	L1	23.63	313	93	230/460	25	Yes	30

(a) See notes on inside back flap.

■ Cast iron frame

Product family code: BIM

Metric IEC, three phase, 60 Hz, TEFC, B5 flange

0.25 thru 7.5 kW (.33 thru 10 Hp)

IP54



Features:

- IEC – B5 flange mount
- Conforms to IEC 60072-1 & IEC 60034-1
- Ball bearings with locked DE bearing
- Heavy gauge steel frames
- Gasketed conduit box

Applications:

- Pumps
- Fans
- Conveyors
- Machine tools
- Gear reducers

kW/Hp	RPM	IEC Frame	Catalog Number	List Price	Mult. Sym.	"L" Dim. (in)	Aprx. Wt. (lb)	Full Load Efficiency	60 Hz Voltage	Full Load Amps	60 Hz Use in US	Notes (a)
.25/.33	1800	D71D	MVM3458D	579	K	10.74	20	74	230/460	0.7	Yes	30
.37/.50	1800	D71D	MVM3461D	582	K	10.74	20	71	230/460	1.2	Yes	1, 30
.55/.75	1800	D80D	MVM3542D	614	K	10.73	27	75.5	208-230/460	1.5	Yes	
.75/1	3600	D80D	EMVM3545D	825	K	10.73	27	77	230/460	1.6	Yes	1
	1800	D80D	EMVM3546D	851	K	11.61	38	85.5	230/460	1.5	Yes	1, 30
1.1/1.5	3600	D80D	EMVM3550D	863	L1	11.61	38	84	230/460	1.9	Yes	1, 30
	1800	D90SD	EMVM3554D	863	L1	12.99	41	86.5	230/460	2.2	Yes	1, 30
1.5/2	3600	D90LD	EMVM3555D	935	L1	12.99	41	85.5	208-230/460	2.5	Yes	1, 30
	1800	D90LD	EMVM3558D	910	L1	12.99	45	86.5	230/460	2.9	Yes	1, 30
2.2/3	3600	D90LD	EMVM3559D	1,013	L1	13.87	50	86.5	230/460	3.6	Yes	1, 30
	1800	D100D	EMVM3611D	1,087	L1	15.55	89	89.5	230/460	4.2	Yes	1, 30
3.7/5	3600	D100LD	EMVM3613D	1,326	L1	13.41	81	88.5	230/460	5.6	Yes	1, 30
	1800	D112MD	EMVM3615D	1,240	L1	14.91	93	89.5	230/460	6.7	Yes	1, 30
5.5/7.5	3600	D132SD	EMVM3709D	1,814	L1	20.47	96	89.5	230/460	8.3	Yes	1, 30
	1800	D132SD	EMVM3710D	1,679	L1	17.33	151	91.7	230/460	9.5	Yes	1, 30
7.5/10	3600	D132SD	EMVM3711D	2,200	L1	16.20	118	90.2	230/460	11.8	Yes	1, 30
	1800	D132MD	EMVM3714D	2,062	L1	18.82	165	91.7	230/460	12	Yes	1, 30

(a) See notes on inside back flap.

Product family code: BIM

Metric IEC, three phase, 60 Hz, TEFC, B14 face

0.25 thru 3.7 kW (.33 thru 5 Hp)

IP54



Features:

- IEC-B14 face mounting
- Ball bearings with locked DE bearing
- Heavy gauge steel frames
- Gasketed conduit box

Applications:

- Pumps
- Fans
- Conveyors
- Machine tools
- Gear reducers

kW/Hp	RPM	IEC Frame	Catalog Number	List Price	Mult. Sym.	"L" Dim. (in)	Aprx. Wt. (lb)	Full Load Efficiency	60 Hz Voltage	Full Load Amps	60 Hz Use in US	Notes (a)
.25/.33	1800	D71C	MVM3458C	508	K	10.74	22	74	230/460	0.7	Yes	30
	3600	D71C	MVM3460C	541	K	10.74	22	72	230/460	0.6	Yes	30
.37/.50	1800	D71C	MVM3461C	571	K	10.74	22	71	208-230/460	1.2	Yes	2
	3600	D71C	MVM3463C	563	K	11.24	26	75.5	230/460	1.4	Yes	30
.55/.75	1800	D80C	MVM3542C	599	K	11.11	26	75.5	208-230/460	1.5	Yes	
	3600	D80C	EMVM3546C	835	K	11.38	38	85.5	230/460	1.5	Yes	1,30
1.5/2	1800	D90LC	EMVM3558C	890	L1	13.75	45	86.5	230/460	2.9	Yes	1,30
	3600	D90LC	EMVM3559C	994	L1	14.63	50	86.5	230/460	3.6	Yes	1,30
2.2/3	1800	D100C	EMVM3611C	1,070	L1	15.88	70	89.5	230/460	4.2	Yes	1,30
	3600	D100LC	EMVM3613C	1,310	L1	15.88	81	88.5	230/460	5.6	Yes	1,30
3.7/5	1800	D112MC	EMVM3615C	1,221	L1	17.39	93	89.5	230/460	6.7	Yes	1,30

(a) See notes on inside back flap.

Product family code: BIM

Single phase, NEMA frame, TEFC and ODP, foot mounted

1/3 thru 5 Hp

TEFC
IP44*ODP
IP22

Features:

- CE certified
- Low noise design
- Vibration dampening base
- Ingress protected conduit box
- Robust capacitor cover
- Dynamically balanced rotor
- High performance ball bearings

Applications:

- Fans
- Pumps
- Blowers
- Conveyors
- Compressors
- Industrial machines
- Other 50 Hz general purpose applications

Hp	RPM 50 Hz.	NEMA Frame	Catalog Number	List Price	Mult. Sym.	"C" Dim.	Aprx. Wt. (lb)	Full Load Efficiency	Voltage	Full Load Amps	Notes (a)
Totally enclosed fan cooled, IP44											
1/3	1500	56	L3501-50	450	K	11.34	25	59	110/220	3.2	1
	3000	56	L3503-50	440	K	11.35	27	68	110/220	3.3	
1/2	1500	48	L3409-50	512	K	12.22	31	62	110/220	3.6	
	3000	56	L3504-50	512	K	12.84	32	62	110/220	3.6	
3/4	1500	56	L3506-50	491	K	12.23	35	62	110/220	4.6	
	3000	56	L3507-50	608	K	13.25	38	66	110/220	5	
1	1500	56	L3509-50	571	K	13.23	40	68	110/220	6.3	
	3000	56	L3510-50	699	K	14.12	47	68	110/220	6.2	
11/2	1500	56	L3513-50	752	K	14.11	48	68	110/220	9	1
	3000	56	L3514-50	790	K	14.13	46	73	110/220	8	
	1500	145T	L3514T-50	790	L1	14.18	51	73	110/220	8	
2	1500	56	L3515-50	978	K	14.11	53	77	110/220	9.7	1
	3000	182T	L3605T-50	1,117	L1	16.56	76	81	110/220	10	
3	1500	184T	L3609T-50	1,315	L1	18.06	95	84.5	110/220	12.5	2
5	1500	213T	L3708T-50	1,572	L1	17.89	119	84	220	22	2
Open drip proof, IP22											
1/3	3000	48	L1205-50	333	K	9.13	22	64.9	110/220	2.6	
	1500	48	L1206-50	405	K	9.38	24	62	110/220	2.3	
	3000	48	L1208-50	366	K	9.75	25	68	110/220	3.3	
1/2	1500	48	L1209-50	508	K	10.63	28	62	110/220	3.7	
	3000	56	L1304-50	461	K	11.01	29	62	110/220	3.7	
3/4	1500	56	L1306-50	446	K	11.01	28	64	110/220	5.3	
	3000	56	L1307-50	569	K	12.07	38	66	110/220	5	
1	1500	56	L1309-50	469	K	11.51	34	66	110/220	6	
	3000	56	L1318-50	694	K	12.07	41	68	110/220	6.5	2
11/2	1500	56	L1313-50	658	K	12.07	43	68	110/220	9.2	
	3000	56	L1319-50	800	K	12.07	41	68	110/220	11.5	2
2	1500	56	L1317-50	877	K	12.94	47	70	110/220	12	2
	3000	182T	L1405T-50	930	L1	15.00	66	69	110/220	14	2
3	1500	184T	L1408T-50	1,005	L1	16.50	91	75.5	110/220	16	
5	1500	213T	L1508T-50	1,572	L1	16.32	112	82.5	220	21.6	2

(a) See notes on inside back flap.

All motors listed above are specifically designed for operation with 50 Hz. power.

*IP54 when Drain Fitting Kit #HA5027A03 is installed in the weep holes (48 thru 256T frame motors only)

Product family code: enclosed 5E1, open 5O1

Three phase, NEMA frame, TEFC and ODP, foot mounted

1/2 thru 60 Hp

TEFC
IP44*

ODP
IP22

Definite purpose

Unit Handling

Brake

IEC Frame

50 Hertz

Inverter/Vector

DC

Accessories

Grinders

Motor Mod



Features:

- CE certified
- Vibration dampening base
- Cast iron or heavy gauge steel design
- Suitable for mounting in any configuration
- Super-E® motors have IE3 efficiency
- Compliant to EU efficiency regulations
- 3 year warranty on Super-E motors

Applications:

- Fans
- Pumps
- Blowers
- Conveyors
- Compressors
- Industrial machines
- Other 50 Hz general purpose applications

Hp	RPM 50 Hz.	NEMA Frame	Catalog Number	List Price	Mult. Sym.	"C" Dim.	Aprx. Wt. (lb)	Full Load Efficiency	Voltage	Full Load Amps	Notes (a)
Totally enclosed fan cooled, IP44											
1/2	1500	56	M3538-57	446	K	11.35	26	73	230/400	1	
3/4	3000	56	M3541-57	446	K	11.35	25	75.5	230/400	1.4	
	1500	56	M3542-57	477	K	12.85	32	75.5	230/400	1.8	
1	3000	56	EM3545-57	625	K	12.22	35	82.5	230/400	1.6	12
	1500	143T	EM3546T-57	639	L1	12.31	34	82.5	230/400	1.8	1
1 1/2	3000	143T	EM3550T-57	725	L1	13.29	43	85.5	230/400	2.3	
	1500	145T	EM3554T-57	650	L1	13.31	41	84.1	230/400	2.9	1
2	3000	145T	EM3555T-57	796	L1	14.17	50	84.2	230/400	2.9	
	1500	145T	EM3558T-57	686	L1	13.31	45	85.3	230/400	3.4	1
3	3000	182T	EM3610T-57	1,015	L1	15.16	55	85.9	230/400	4.2	1
	1500	182T	EM3611T-57	805	L1	16.54	70	86.7	230/400	5.6	1
5	3000	184T	EM3613T-57	1,167	L1	18.04	93	88.1	230/400	6.4	
	1500	184T	EM3615T-57	930	L1	18.04	101	88.4	230/400	8	1
7 1/2	3000	213T	EM3709T-58	1,717	L1	17.89	121	89.2	400	10.4	1
	1500	213T	EM3710T-58	1,182	L1	19.01	127	89.6	400	10.8	1
10	3000	215T	EM3711T-58	1,619	L1	19.01	140	90	400	13	1
	1500	215T	EM3714T-58	1,632	L1	20.51	165	90	400	14	1
15	1500	254T	EM2333T-58	2,514	L1	23.35	291	91	400	21	1
20	1500	256T	EM2334T-58	3,048	L1	23.35	304	92	400	28	
25	1500	284T	EM4103T-58	3,987	L1	27.76	437	93	400	37	
30	1500	286T	EM4104T-58	4,729	L1	27.76	475	93	400	42	1
40	1500	324T	EM4110T-58	6,184	L1	30.28	650	94	400	52	1
50	1500	326T	EM4115T-58	6,757	L1	30.28	800	94	400	64	1
60	1500	364T	EM4314T-58	9,722	L1	33.44	910	94	400	81	1
Open drip proof, IP22											
1/2	1500	56	M3108-57	393	K	10.12	26	73	230/400	1	
3/4	1500	56	M3112-57	437	K	10.12	26	70	230/400	1.9	
		56	EM3116-57	569	K	11.07	34	82.5	230/400	1.8	1
1	1500	143T	EM3116T-57	572	L1	11.12	34	82.5	230/400	1.8	1
		145T	EM3154T-57	608	L1	12.13	41	84.1	230/400	2.9	1
2	1500	145T	EM3157T-57	625	L1	12.13	45	85.3	230/400	3.4	1
3	1500	182T	EM3211T-57	715	L1	15.00	74	86.7	230/400	4.8	1
5	1500	184T	EM3218T-57	791	L1	16.50	101	88.4	230/400	8	1
7 1/2	1500	213T	EM3311T-58	1,118	L1	17.45	127	89.6	400	10.8	1
10	1500	215T	EM3313T-58	1,823	L1	18.95	165	90	400	14	1
15	1500	254T	EM2513T-58	2,581	L1	21.69	230	91	400	22	1
20	1500	256T	EM2515T-58	2,831	L1	23.19	275	92	400	28	1

(a) See notes on inside back flap.

■ Cast iron frame

Product family code: enclosed 5E3, open 5O3

All motors listed above are specifically designed for operation with 50 Hz. power.
 Motors shown in this catalog are suitable for use on 400 volt or 415 volt 50 Hz. power supplies.
 *IP54 when Drain Fitting Kit #HA5027A03 is installed in the weep holes (48 thru 256T frame motors only)

Single and three phase, NEMA frame, TEFC, C-Face

1/4 thru 2 Hp

IP44*



Features:

- CE certified
- Locked DE bearing
- Dynamically balanced rotor
- High performance ball bearings
- Super-E® motors have IE3 efficiency
- Compliant to EU efficiency regulations
- 3 year warranty on Super-E motors

Applications:

- Fans
- Pumps
- Blowers
- Conveyors
- Compressors
- Industrial machines
- Other 50 Hz general purpose applications

Hp	RPM 50 Hz.	NEMA Frame	Catalog Number	List Price	Mult. Sym.	"C" Dim.	Aprx. Wt. (lb)	Full Load Efficiency	Voltage	Full Load Amps	Notes (a)
Single phase											
1/3	1500	56C	VL3501-50	494	K	11.35	17	59	110/220	3.2	1
	3000	56C	VL3503-50	448	K	11.35	25	68	110/220	3.3	
1/2	1500	56C	VL3504-50	572	K	12.85	31	62	110/220	3.6	
	3000	56C	VL3506-50	516	K	12.25	35	62	110/220	4.6	
3/4	1500	56C	VL3507-50	678	K	13.25	39	66	110/220	5	
	3000	56C	VL3509-50	607	K	13.25	40	68	110/220	6.3	
1	1500	56C	VL3510-50	776	K	14.12	47	68	110/220	6.2	
	3000	56C	VL3513-50	781	K	14.12	48	68	110/220	9	1
1 1/2	1500	56C	VL3514-50	877	K	14.12	51	73	110/220	8	
	3000	56C	VL3515-50	991	K	14.12	52	77	110/220	9.7	1
Three phase											
1/4	1500	56C	KM3454-57	361	K	11.35	20	64	230/400	0.7	
1/3	1500	56C	VM3534-57	408	K	11.35	21	68	230/400	1	
	3000	56C	VM3537-57	443	K	11.35	22	72	230/400	1.1	
1/2	1500	56C	VM3538-57	477	K	11.35	25	73	230/400	1	
	3000	56C	VM3541-57	462	K	11.35	26	75.5	230/400	1.4	
3/4	1500	56C	VM3542-57	512	K	12.85	32	75.5	230/400	1.8	
	3000	56C	VEM3545-57	631	K	12.23	35	82.5	230/400	1.6	12
1	1500	56C	VEM3546-57	625	K	12.23	34	82.5	230/400	1.8	1
		143TC	VEM3546T-57	625	L1	12.29	34	82.5	230/400	1.8	1
1 1/2	3000	143TC	VEM3550T-57	686	L1	13.29	43	85.5	230/400	2.3	
	1500	145TC	VEM3554T-57	649	L1	13.29	41	84.1	230/400	2.9	1
2	3000	56C	VEM3555-57	681	K	14.10	50	84.2	230/400	2.9	
		143TC	VEM3555T-57	749	L1	14.17	50	84.2	230/400	2.9	
	1500	145TC	VEM3558T-57	688	L1	13.29	45	85.3	230/400	3.4	1

(a) See notes on inside back flap.

All motors listed above are specifically designed for operation with 50 Hz. power.

Motors shown in this catalog are suitable for use on 400 volt or 415 volt 50 Hz. power supplies.

*IP54 when Drain Fitting Kit #HA5027A03 is installed in the weep holes (48 thru 256T frame motors only)

Product family code: single phase, 5E1, three phase 5E3

Inverter and vector motors

Baldor-Reliance® variable speed motors are specifically designed for variable speed control. The platform provides constant torque across the entire operating speed range in traditional NEMA and IEC designs or a power dense laminated steel square frame. Controlling a motor with variable frequency power has never been easier when using a Baldor-Reliance variable speed motor.



Designed specifically for adjustable frequency power operation and full compliance with MG-1 Part 31.

1/3 - 1000 Horsepower

Product line - DPG-FV, TEBC, TEFC, TENV enclosures	RPM AC	RPM AC PM	Inverter Duty® V*S Master
Frame sizes	FL/RL180 -FL/RL440	FL180 - FL280	56C - 449T
Electrical features			
Designed for adjustable frequency power and complies with MG1 - part 31 for corona free operation	S	S	S
Constant torque performance down to zero speed 1000:1	S	S	S
Provisions for encoder mounting	S	S	S
Vector Duty® - stocked with encoder mounted	S	S	S
Class H insulation	S	S	-
Class F insulation	-	-	S
PM synchronous rotor technology for improved efficiency and increased power density	-	S	-
Low rotor inertia for high dynamic performance	S	S	-
Suitable for across the line operation	-	-	(2)
Winding thermal protection with quantity 3 N/C thermostats, one per phase	S	S	S
F rise or better for longer motor life	-	S	S
PM sensorless control	-	-	-
Mechanical features			
Laminated steel frame	RL/FL 180 - 440	S	S
Cast iron frame	180 - 440	-	-
Power dense designs - fits where other motors can't	S	S	-
Standard NEMA mounting for ease interchangeability	-	-	S
DPG-FV enclosure	S	S	-
TEBC enclosure	S	S	S
TEFC enclosure	S	S	S
TENV enclosure	S	S	S

S = Standard

(1) Provided with power drive ratings

(2) Some models

AC motor adjustable speed range capabilities

Inverter drive, vector drive, V*S Master and RPMAC motors: Inverter drive, vector drive, V*S Master and RPMAC motors exceed all requirements of NEMA MG-1 Parts 30 and 31 for AC induction motors powered from adjustable speed inverter control. Satisfactory motor performance depends on proper drive setup.

Super-E® motors: Super-E motors are inverter-ready and meet NEMA MG 1 Part 31.4.4.2. Super-E motors are suitable for use with inverter drives. Motor inverter setup is unique to each specific application. Proper setup and wiring procedures must be closely followed.

Application considerations: It is necessary that motor-drive applications are commissioned by persons familiar with the operation and setup of adjustable speed drives, applicable electrical codes and any other regulations.

Each drive must be tuned to the motor for the specific application. System operating parameters must be checked, including voltage at motor power leads, to insure that motor/drive setup has been successfully completed.

Applications that are not properly setup can lead to substandard performance and failure of system components. In some installations, shaft grounding and isolated bearings may prevent bearing fluting and are available as an option or through Mod Express®.

Reference the chart below for constant torque and variable torque capabilities for each product family. Torque performance depends upon proper drive setup.

Motors 48 body style and smaller are suitable for maximum 230V inverter operation.

Efficiency savings: Significant energy savings can be achieved when applying inverter-ready motors such as the Baldor-Reliance® Super-E to centrifugal load applications (fan and centrifugal pump) and running at reduced speed taking advantage of the affinity laws where motor load and corresponding energy consumption is reduced by the cube of the speed.

Family	Enclosure	Frame Size	Constant Torque	Variable Torque	Comments
Super-E® motors 230, 460 and 575 volts (2)					
EM	TEFC	56-210 (1)	20:1	20:1	General purpose premium efficient
		250-320	10:1	20:1	
		360-400	4:1	20:1	
		444-449	2:1	20:1	
EM	ODP	56-210 (1)	10:1	20:1	General purpose premium efficient
		250-320	5:1	20:1	
		360 - 449	2:1	20:1	
ECP/XEX and ECP8/841XL	TEFC		Please refer to the Severe duty section		Severe duty premium efficient
EWDM	TENV,TEFC	56-256 (1)	20:1	20:1	Washdown duty premium efficient
FS/ESS/SSE	TEFC	56-250	2:1	10:1	Stainless steel washdown duty
	TENV	56-140	4:1	10:1	
Standard-E motors 230/460 and 575 volts (2) (3)					
M (TEFC)		56-326T frames (1)	4:1	20:1	General purpose motors
		360T - 449T	2:1	20:1	
M (ODP)		56-326T frames (1)	4:1	20:1	General purpose motors
		360T - 449T	2:1	20:1	
CP/XT		145T frames	4:1	20:1	Severe duty
		180T-445T frames	2:1	20:1	
		447T-449T frames	2:1	20:1	
WDM		56-215T frames (1)	4:1	20:1	Washdown duty
Inverter Duty® and Vector Duty® V*S Master motors 230, 460 and 575 volts					
IDCSWDM	TENV	56-140	5:1	10:1	Inverter Duty, paint free
IDCSWDM	TEFC	56-215	3:1	10:1	Inverter Duty, paint free
IDM	TEBC	143-5009	1000:1	1000:1	Inverter Duty, blower cooled
IDNM	TENV	143-256	1000:1	1000:1	Inverter Duty, totally enclosed non-ventilated
ZDM	TEBC	143-5009	1000:1	1000:1	Vector Duty, blower cooled
ZDNM	TENV	143-256	1000:1	1000:1	Vector Duty, non-ventilated
IDXN (2 families)	TEXP	182-405	2:1	10:1	Inverter Duty, explosion proof
		56-405	10:1	10:1	
IDWNM	TENV	143-254	1000:1	1000:1	Inverter Duty, washdown, non-ventilated
ZDWNM	TENV	143-254	1000:1	1000:1	Vector Duty, washdown, non-ventilated
IDNVSM	TENV	56-256	1000:1	1000:1	Inverter Duty, TENV, V*S Master
IDVSM	TEFC	182-449	1000:1	1000:1	Inverter Duty, TEFC, V*S Master
ZDNVSM	TENV	56-256	1000:1	1000:1	Vector Duty, TENV, V*S Master
ZDVSM	TEFC	182-449	1000:1	1000:1	Vector Duty, TEFC, V*S Master
ZDVSCP	TEFC-XT	143-326	1000:1	1000:1	Vector Duty, TEFC-XT, V*S Master
RPMAC motors 230 & 460					
IDRPMN	TENV	FL180-FL210	1000:1	1000:1	Inverter Duty, TENV, RPMAC
IDRPMN	TEFC, TEBC, DPG-FV	FL180-FL440	1000:1	1000:1	Inverter Duty, TEFC, TEBC, DPG-FV, RPMAC
IDCRPM	TEFC	FL180-FL280	1000:1 (4)	1000:1	Inverter Duty, TEFC, caged-IPM, RPMAC
ZDNRPM	TENV	FL180-FL210	1000:1	1000:1	Vector Duty, TENV, RPMAC
ZDRPM	TEFC, TEBC	FL180-L400	1000:1	1000:1	Vector Duty, TEFC & TEBC, RPMAC
ZDPM	TEBC	FL180 - FL440	1000:1	1000:1	Vector Duty, TEBC, PM, RPMAC

Notes: (1) Baldor-Reliance type 35M frames and larger (2) For greater speed range capabilities, please select an Inverter Duty®, Vector Duty®, V*S Master or RPM AC type motor, or contact your local sales office for a custom motor design. (3) Standard-E EAct efficient motors are suitable for use in adjustable speed applications per NEMA MG 1 Part 30. (4) Except for IDCRPM281254 which is 4:1

RPM AC, Inverter Duty®, three phase

5 thru 1000 Hp



Features:

- Power dense square laminated frame
- 1000:1 constant torque
- Class H, 40C, 1.0 SF
- 3 thermostats, one per phase
- For use on inverter only
- Induction and caged-IPM rotors

Applications:

- Extruders, conveyors, crane and hoist
- Web processing, process control, test stands
- Winders
- Centrifugal pumps and fans

Hp	Base Speed RPM	NEMA Frame	Enclosure	Catalog Number (b)	List Price	Mult. Sym.	Rotor Typer	"C" Dim.	Aprx. Wt. (lb)	Voltage	Full Load Amps	Notes (a)
5	1800	FL1838C	TENV	IDNRPM18054C	3,776	E2	Induction	18.37	143	230/460	7.2	90
7 1/2	1800	FL1852C	TENV	IDNRPM18074C	4,341	E2	Induction	21.87	194	230/460	11	91
		FL1844C	TEFC	IDFRPM18104C	4,757	E2	Induction	23.26	179	230/460	13.9	91
10	1800	FL1838	TEFC	IDCRPM18104	5,708	E2	Caged-IPM	21.76	158	460	10	77
		FL2162C	TENV	IDNRPM21104C	5,140	E2	Induction	23.11	280	230/460	13.6	91
15	1800	FL1844C	TEBC	IDBRPM18154C	4,658	E2	Induction	25.33	180	460	21	92
		FL1844C	TEFC	IDCRPM18154	7,109	E2	Caged-IPM	23.26	180	460	15	77
		FL2162C	TEFC	IDFRPM21154C	5,924	E2	Induction	26.49	290	460	20	92
20	1800	FL1852C	TEBC	IDBRPM18204C	5,132	E2	Induction	27.33	209	460	27	92
		FL1848	TEFC	IDCRPM18204	7,109	E2	Caged-IPM	24.26	194	460	20	77
		FL2162C	TEFC	IDFRPM21204C	5,924	E2	Induction	26.49	290	460	27	92
25	1800	FL2162C	TEBC	IDBRPM21254C	5,974	E2	Induction	28.55	290	460	34	92
		FL1844C	DPG-FV	IDDRPM18254C	5,401	E2	Induction	19.87	200	460	33	92
		FL2158	TEFC	IDCRPM21254	7,678	E2	Caged-IPM	25.49	270	460	25	77
30	1800	FL2173C	TEFC	IDFRPM21254C	6,398	E2	Induction	29.50	355	460	34	92
		FL2162C	TEBC	IDBRPM21304C	5,974	E2	Induction	28.55	290	460	40	92
		FL1852C	DPG-FV	IDDRPM18304C	5,620	E2	Induction	21.87	230	460	39	92
40	1800	FL2162C	TEFC	IDCRPM21304	8,081	E2	Caged-IPM	26.49	290	460	30	77
		FL2570C	TEFC	IDFRPM25304C	6,734	E2	Induction	29.79	475	460	39	92
		FL2173	TEBC	IDBRPM21404	6,601	E2	Induction	31.31	355	460	51	93
50	1800	RL2162	DPG-FV	IDDRPM21404	6,547	E2	Induction	23.12	305	460	52	93
		FL2562	TEFC	IDCRPM25404	8,790	E2	Caged-IPM	27.79	410	460	40	77
		FL2586	TEFC	IDFRPM25404	7,325	E2	Induction	33.79	605	460	51	93
60	1800	FL2570	TEBC	IDBRPM25504	7,361	E2	Induction	31.85	475	460	65	93
		RL2168	DPG-FV	IDDRPM21504	8,813	E2	Induction	24.62	345	460	62	93
		FL2570	TEFC	IDCRPM25504	12,000	E2	Caged-IPM	29.79	475	460	50	77
75	1200	FL2882	TEFC	IDFRPM28504	12,511	E2	Induction	34.59	720	460	64	93
		RL2570	DPG-FV	IDDRPM25506	10,583	E2	Induction	26.38	480	460	64	93
		FL2578	TEBC	IDBRPM25604	10,865	E2	Induction	33.85	540	460	75	93
100	1800	FL2873	TEFC	IDCRPM28604	15,014	E2	Caged-IPM	32.34	635	460	60	77
		RL2168	DPG-FV	IDDRPM21604	8,813	E2	Induction	24.62	345	460	74	93
		FL2890	TEFC	IDFRPM28604	12,511	E2	Induction	36.59	795	460	76	93
120	1200	RL2578	DPG-FV	IDDRPM25606	12,832	E2	Induction	28.38	545	460	73	93
		FL2586	TEBC	IDBRPM25754	12,977	E2	Induction	35.85	605	460	95	93
		RL2570	DPG-FV	IDDRPM25754	10,583	E2	Induction	26.38	480	460	95	93
150	1800	FL2882	TEFC	IDCRPM28754	17,397	E2	Caged-IPM	34.59	720	460	75	77
		FL2898	TEFC	IDFRPM28754	14,947	E2	Induction	38.59	880	460	94	93
		RL2586	DPG-FV	IDDRPM25756	17,004	E2	Induction	30.38	615	460	91	93
200	1200	FL2890	TEBC	IDBRPM281004R1	14,687	E2	Induction	41.11	805	460	124	93
		FL2898	TEFC	IDCRPM281004	22,782	E2	Caged-IPM	38.59	880	460	100	77
		RL2578	DPG-FV	IDDRPM251004	12,832	E2	Induction	28.38	545	460	119	93
250	1200	RL2882	DPG-FV	IDDRPM281006	18,985	E2	Induction	31.14	770	460	124	93

(a) See notes on inside back flap.

(b) The "R1" suffix indicates the latest revision FL or RL from the previous L frame design

Red catalog number indicates NEW product.

All TEBC and DPG-FV have integral blower rated 230/460 volts 3 phase. All TENV, TEFC and TEBC have top mounted conduit box. All DPG-FV are F1.

Encoder mounting provisions - include machined ODE bracket and shaft tapped for stub shaft.

For closed loop control see encoder feedback kits for use with ID-RPM AC motors.

For RPM AC Mod Express®, contact your local sales office.

Product family code: RP
Product family code: DPG-FV RP1, TEBC RP2, TEFC RP3, TENV RP4

Definite purpose

Unit Handling

Brake

IEC Frame

50 Hertz

Inverter/Vector

DC

Accessories

Grinders

Motor Mod

RPM AC, inverter duty, three phase

Hp	Base Speed RPM	NEMA Frame	Enclosure	Catalog Number (b)	List Price	Mult. Sym.	Rotor Type	"C" Dim.	Aprx. Wt. (lb)	Voltage	Full Load Amps	Notes (a)
125	1800	FL2898	TEBC	IDBRPM281254	15,542	E2	Induction	43.11	890	460	156	93
		FL2898	TEFC	IDCRPM281254	27,226	E2	Caged-IPM	38.59	880	460	125	77
	RL2586	DPG-FV	IDDRPM251254	17,004	E2	Induction	30.38	615	460	148	93	
150	1200	RL2898	DPG-FV	IDDRPM281256	24,751	E2	Induction	35.14	930	460	150.9	93
		FL3203	TEBC	IDBRPM321504R1	29,124	E2	Induction	55.13	1310	460	177	93
	RL2882	DPG-FV	IDDRPM281504	18,985	E2	Induction	31.14	770	460	180	93	
200	1200	RL3203	DPG-FV	IDDRPM321506R1	29,124	E2	Induction	39.88	1185	460	180	93
		FL3698	TEBC	IDBRPM362004R1	30,155	E2	Induction	56.30	1950	460	227	93
	RL2898	DPG-FV	IDDRPM282004	24,751	E2	Induction	35.14	930	460	237	93	
250	1200	RL3213	DPG-FV	IDDRPM322006R1	33,915	E2	Induction	42.38	1325	460	236	93
		FL3614	TEBC	IDBRPM362504R1	32,217	E2	Induction	43.47	2000	460	283	93
	RL3203	DPG-FV	IDDRPM322504R1	29,124	E2	Induction	39.88	1185	460	295	93	
300	1200	RL3698	DPG-FV	IDDRPM362506R1	36,923	E2	Induction	39.47	1680	460	289	93
		FL4034	TEBC	IDBRPM403004R1	40,338	E2	Induction	65.46	2620	460	336	93
	RL3213	DPG-FV	IDDRPM323004R1	33,915	E2	Induction	42.38	1325	460	350	93	
350	1200	RL3614	DPG-FV	IDDRPM363006R1	42,946	E2	Induction	43.47	2000	460	360	93
		RL3698	DPG-FV	IDDRPM363504R1	36,923	E2	Induction	39.47	1680	460	401	93
	RL3614	DPG-FV	IDDRPM364004R1	42,947	E2	Induction	43.47	2000	460	477	93	
400	1200	FL4440	TEBC	IDBRPM444004	66,499	E2	Induction	78.57	3940	460	479	93
		RL4034	DPG-FV	IDDRPM404006R1	56,693	E2	Induction	48.62	2530	460	451	93
	FL4451	TEBC	IDBRPM445004	76,882	E2	Induction	78.57	4260	460	591	93	
500	1200	RL4022	DPG-FV	IDDRPM405004R1	49,818	E2	Induction	45.62	2260	460	557	93
		RL4461	DPG-FV	IDDRPM445006R1	108,101	E2	Induction	63.61	3505	460	669	93
	RL4034	DPG-FV	IDDRPM406004R1	56,693	E2	Induction	48.62	2530	460	666	93	
600	1800	FL4473	TEBC	IDBRPM446004	77,444	E2	Induction	86.82	4905	460	708	93
		RL4058	DPG-FV	IDDRPM407004R1	72,570	E2	Induction	54.62	3080	460	875	94
	RL4461	DPG-FV	IDDRPM4410004R1	108,101	E2	Induction	63.61	3505	460	1202	94	

(a) See notes on inside back flap.

Product family code: RP

(b) The "R1" suffix indicates the latest revision FL or RL from the previous L frame design

Product family code: DPG-FV RP1, TEBC RP2, TEFC RP3, TENV RP4

Red catalog number indicates NEW product.

All TEBC and DPG-FV have integral blower rated 230/460 volts 3 phase. All TENV, TEFC and TEBC have top mounted conduit box. All DPG-FV are F1.

Encoder mounting provisions - include machined ODE bracket and shaft tapped for stub shaft.

For closed loop control see encoder feedback kits for use with ID-RPM AC motors.

For RPM AC Mod Express®, contact your local sales office.

RPM AC, Vector Duty®, three phase, totally enclosed

5 thru 200 Hp



Features:

- Power dense square laminated frame
- 1000:1 constant torque
- Class H, 40C, 1.0 SF
- 3 thermostats, one per phase
- HS35 encoder feedback, 1024 PPR
- For use on inverter only
- Induction and salient pole-IPM rotors

Applications:

- Extruders, conveyors, crane and hoist, winders
- Web processing, process control, test stands
- Centrifugal pumps and fans

Hp	Base Speed RPM	NEMA Frame	Enclosure	Catalog Number	List Price	Mult. Sym.	Rotor Type	"C" Dim.	Aprx. Wt. (lb)	Voltage	Full Load Amps	Notes (a)
5	1800	FL1838C	TENV	ZDNRPM18054C	5,863	E2	Induction	17.87	143	230/460	7.2	90
7 1/2	1800	FL1852C	TENV	ZDNRPM18074C	6,428	E2	Induction	21.87	194	230/460	11	91
		FL1844C	TEFC	ZDFRPM18104C	6,959	E2	Induction	23.26	179	230/460	13.9	91
10	1800	FL1831C	TEBC	ZDPM18010C-BV	7,233	E2	IPM	22.08	132	230/460	10.6	8, 77, 91
		FL2162C	TENV	ZDNRPM21104C	7,228	E2	Induction	22.73	280	230/460	13.6	91
		FL1844C	TEBC	ZDBRPM18154C	6,744	E2	Induction	25.33	180	460	21	92
15	1800	FL1838C	TEBC	ZDPM18015C-BV	7,315	E2	IPM	22.71	158	460	16	8, 77, 92
		FL1852C	TEBC	ZDBRPM18204C	7,220	E2	Induction	27.96	209	460	27	92
20	1800	FL1844C	TEBC	ZDPM18020C-BV	8,892	E2	IPM	25.96	180	460	21.7	8, 77, 92
		FL2162C	TEFC	ZDFRPM21204C	8,508	E2	Induction	28.55	290	460	27	92
25	1800	FL2173C	TEFC	ZDFRPM21254C	8,600	E2	Induction	31.31	355	460	34	92
		FL1852C	TEBC	ZDPM18025C-BV	8,913	E2	IPM	27.96	209	460	26.6	8, 77, 92
		FL2162C	TEBC	ZDBRPM21304C	8,062	E2	Induction	28.55	290	460	40	92
30	1800	FL1852C	TEBC	ZDPM18025C-BV	8,913	E2	IPM	27.96	209	460	32.3	8, 77, 92
		FL2570C	TEFC	ZDFRPM25304C	8,936	E2	Induction	29.54	475	460	39	92
		FL2173	TEBC	ZDBRPM21404	8,489	E2	Induction	31.31	355	460	51	93
40	1800	FL2162	TEBC	ZDPM21040-BV	9,339	E2	IPM	28.55	290	460	43.2	8, 77, 93
		FL2586	TEFC	ZDFRPM25404	9,318	E2	Induction	35.85	605	460	51	93
50	1800	FL2570	TEBC	ZDBRPM25504	9,250	E2	Induction	31.85	475	460	65	93
		FL2168	TEBC	ZDPM21050-BV	9,674	E2	IPM	30.06	325	460	53.4	8, 77, 93
60	1800	FL2578	TEBC	ZDBRPM25604	12,754	E2	Induction	33.85	540	460	75	93
		FL2173	TEBC	ZDPM21060-BV	10,597	E2	IPM	31.31	355	460	65.7	8, 77, 93
		FL2586	TEBC	ZDBRPM25754	14,865	E2	Induction	35.85	605	460	95	93
75	1800	FL2578	TEBC	ZDPM25075-BV	17,411	E2	IPM	33.85	540	460	81.8	8, 77, 93
		FL2890	TEBC	ZDBRPM281004R1	16,574	E2	Induction	41.27	805	460	124	93
100	1800	FL2578	TEBC	ZDPM25100-BV	18,448	E2	IPM	35.85	605	460	110.6	8, 77, 93
		FL2898	TEBC	ZDBRPM281254	17,431	E2	Induction	43.27	890	460	156	93
125	1800	FL2882	TEBC	ZDPM28125-BV	19,486	E2	IPM	39.27	730	460	137	8, 77, 93
150	1800	FL2890	TEBC	ZDPM28150-BV	20,523	E2	IPM	41.27	805	460	168	8, 77, 93

(a) See notes on inside back flap.
 Red catalog number indicates **NEW** product.
 All TEBC have integral blower rated 230/460 volts 3 phase.
Continuous constant torque to zero speed

Product family code: **RP**
 Product family code: **TEBC RP2, TENV RP4**

Definite purpose

Unit Handling

Brake

IEC Frame

50 Hertz

Inverter/Vector

DC

Accessories

Grinders

Motor Mod

Encoder feedback kits

1024 pulse per revolution, includes all mounting hardware and mating connector

The following kits for use with RPM AC motors on previous pages.

Catalog Number	Motor Enclosure	Manufacturer	Type	Frame Size	Mag or Optical	Conn Type	Input Voltage VDC	List Price	Mult. Sym.	Ap'x. Shpg. Wgt.
417077-136	TENV, DPFV	BEI	HS35	FL180 - FL/RL440	O	MS-ST	5 - 15	1,442	A8	5
417077-208TL	TENV, DPFV	BEI	HS35	FL180 - FL/RL440	O	MS-TL	5 - 28	1,442	A8	5
417077-153	TENV, DPFV	Dynapar	H20	FL180 - FL/RL440	O	MS-ST	5 - 15	1,598	A8	9
417077-156	TENV, DPFV	Dynapar	ST67	FL180 - FL/RL440	M	Latch	5 - 15	2,367	A8	9
417077-242TL	TENV, DPFV	Dynapar	HS35R	FL180 - FL/RL440	O	MS-TL	5 - 26	1,442	A8	6
417077-170	TENV, DPFV	Avtron	HS35M	FL180 - FL/RL440	M	MS-ST	5 - 24	1,442	A8	10
417077-133	TEFC	BEI	HS35	FL180 - FL440	O	MS-ST	5 - 15	1,442	A8	5
417077-165	TEBC	BEI	HS35	FL180	O	MS-ST	5 - 15	1,442	A8	10
417077-188	TEBC	BEI	HS35	FL210	O	MS-ST	5 - 15	1,442	A8	15
417077-189	TEBC	BEI	HS35	FL250	O	MS-ST	5 - 15	1,442	A8	15
417077-212TL	TEBC	BEI	HS35	FL250	O	MS-TL	5 - 28	1,442	A8	15
417077-213TL	TEBC	BEI	HS35	FL280	O	MS-TL	5 - 28	1,442	A8	15
417077-244	TEBC	BEI	HS35	FL320 - FL440	O	MS-TL	5 - 28	1,442	A8	5
417077-167	TEBC	Dynapar	H20	FL180	O	MS-ST	5 - 15	1,598	A8	10
417077-151	TEBC	Dynapar	H20	FL210	O	MS-ST	5 - 15	2,060	A8	20
417077-191	TEBC	Dynapar	H20	FL250	O	MS-ST	5 - 15	2,060	A8	20
417077-168	TEBC	Dynapar	ST67	FL180	M	Latch	5 - 15	2,367	A8	20
417077-192	TEBC	Dynapar	ST67	FL210	M	Latch	5 - 15	2,367	A8	20
417077-168	TEBC	Dynapar	ST67	FL250	M	Latch	5 - 15	2,060	A8	20
417077-206	TEBC	Dynapar	ST67	FL280	M	Latch	5 - 15	2,060	A8	20
417077-245	TEBC	Dynapar	ST67	FL320 - FL440	M	Latch	5 - 15	2,250	A8	9
417077-173	TEBC	Avtron	HS35M	FL180	M	MS-ST	5 - 24	2,060	A8	10
417077-182	TEBC	Avtron	HS35M	FL210	M	MS-ST	5 - 24	2,060	A8	15
417077-183	TEBC	Avtron	HS35M	FL250	M	MS-ST	5 - 24	1,442	A8	15
417077-205	TEBC	Avtron	HS35M	FL280	M	MS-ST	5 - 24	1,442	A8	15
417077-246	TEBC	Avtron	HS35M	FL320 - FL440	M	MS-ST	5 - 24	2,060	A8	10

Encoder feedback kits RPM AC designs

Catalog Number	Motor Enclosure	Type	Frame Size	Mfg.	Mag or Optical	Conn Type	Input Voltage VDC	List Price	Mult. Sym.	Ap'x. Shpg. Wgt.
417077-153	DPFV	H20	FL180-RL280 (2)	Dynapar	O	MS-ST	5-15	1,598	E8	9
417708-85	DPFV	H20	L280-L400	Dynapar	O	MS-ST	5-15	1,598	E8	5
417077-156	DPFV	RL67	FL180-RL280 (2)	Dynapar	M	Latch	5-15	2,060	E8	9
417708-87	DPFV	RL67	L280-L400	Dynapar	M	Latch	5-15	2,060	E8	6
417708-120	DPFV	RL67	L440	Dynapar	M	Latch	5-15	2,060	E8	23

(1) Includes FL180, FL210, FL250, RL210, RL250, FL280, RL280, FDL11, FDL13, FDL16, FDL18, RDL13, RDL16 and RDL18.

(2) Includes FL180, RL210, RL250, RL280, FDL11, RDL13, RDL16 and RDL18

Encoder mounting kits – no encoder

Kit includes stub shaft only (no encoder)

Unmounted – for RPM AC motor frames FL180-L440

Encoder (reference)	Frame	Enclosure	Catalog Number	List Price	Mult. Sym.
BEI HS35 (1 inch dia.)	FL180-FL/RL250 (3)	DPFV,TENV,TEFC,TEBC (2)	417708-201	240	E8
	FL/RL280 thru L400	DPFV & TEBC (2)	417708-202	240	E8
	L440	DPFV & TEAO-P/B	417708-203	240	E8

(2) Note: encoder addition requires an extended blower cover on TEBC motors in all frames except L320. Cover is included in complete kits only.

(3) Includes FL180, FL210, FL250, RL210, RL250

RPM AC slide bases

Application: Used for adjustable belt tension on belted application not suitable for wall or ceiling mounting.

Frame	Catalog Number	List Price	Mult. Symbol	Dimension Sheet	Approx. Wt. (Lb.)
FL1831	419914-9A	469	A8	609957-9	13
FL1838	419914-9B	469	A8	609957-9	14
FL1844	419914-9C	469	A8	609957-9	15
FL1852	419914-9D	469	A8	609957-9	17
FL/RL2153	419914-10A	469	A8	609957-10	39
FL/RL2158	419914-10B	469	A8	609957-10	27
FL/RL2162	419914-10D	547	A8	609957-10	48
FL/RL2168	419914-10L	547	A8	609957-10	52
FL/RL2173	419914-10M	547	A8	609957-10	28
FL/RL2570	419914-10G	547	A8	609957-10	55
FL/RL2578	419914-10N	1,525	A8	609957-10	58
FL/RL2586	419914-10P	1,485	A8	609957-10	56
FL/RL/L2882	419914-10K	1,006	A8	609957-10	80
FL/RL/L2890	419914-10R	1,006	A8	609957-10	80
FL/RL/L2898	419914-10S	1,006	A8	609957-10	90
FL/RL3203	419914-11P	1,110	A8	609977-10	90
FL/RL3213	419914-11R	1,110	A8	609977-10	90
UFL/URL3698	41991411M	1,300	A8	609977-10	105
UFL/URL3614	419914-11N	1,300	A8	609977-10	124
UFL/URL4034	41991411F	2,476	A8	609977-10	132
UFL/URL4046	419914-11G	2,476	A8	609977-10	141
UFL/URL4429	41991411H	4,672	A8	609977-10	140
UFL/URL4440	41991411J	4,672	A8	609977-10	150
UFL/URL4451	41991411K	4,672	A8	609977-10	160
UFL/URL4461	41991411L	4,672	A8	609977-10	165

RPM AC filter kits

Application: For use with DPFV enclosures

Frame	Catalog Number	List Price	Mult. Symbol	Description	Approx. Wt. (Lb.)
FL180	417077-57	911	A8	Washable Wire Mesh Canister Type	2
RL210	417077-59	911	A8	Washable Wire Mesh Canister Type	4
RL250	417077-59	911	A8	Washable Wire Mesh Canister Type	4
RL280	417077-59	911	A8	Washable Wire Mesh Canister Type	4
RL320	417077-59	911	A8	Washable Wire Mesh Canister Type	4
RL360	417077-102	1,165	A8	Washable Wire Mesh Canister Type	6
RL400	417077-102	1,642	A8	Washable Wire Mesh Canister Type	6
RL440	417077-124	1,893	A8	Square Replaceable Polyester Type	18

RPM AC mounting conversion kits for FL180 - FL280 frames

Kits are for relocation of the conduit box of stock FL180 - FL280 frame motors as noted.

Installation of this kit requires complete disassembly/reassembly of motor. Price is for kit only.

Frame	Catalog Number	List Price	Mult. Sym.	Enclosure	Relocate Conduit Box:
For FL180-FL280 frames					
FL180	417077-184	605	A8	TENV, TEBC, TEFC	From Top to F-1 or F-2
FL180	417077-185	605	A8	DPFV	From F-1 to F-2
FL210	417077-186	650	A8	TENV, TEBC, TEFC	From Top to F-1 or F-2
FL250	417077-187	870	A8	TENV, TEBC, TEFC	From Top to F-1 or F-2
FL280	417077-201	1,730	A8	TENV, TEBC, TEFC	From Top to F-1 or F-2
For RL210-RL280 frames					
RL250 thru RL2586	417077-131	750	A8	DPFV	From F-1 to F-2
RL2153 thru RL2173	417077-130	625	A8	TENV, TEBC, TEFC	From Top to F-1 or F-2
RL2882 thru RL2898	417077-202	750	A8	DPFV	From F-1 to F-2

Replacement blower kits for DPG-FV RPM AC motors

Kit includes blower motor and shroud, blower wheel and all mounting hardware. Filter is not included.

DPFV Frame	Catalog Number	List Price	Mult. Sym.
RL210	417077-144	897	A8
RL250	417077-145	1,753	A8
RL280	419947-40	1,747	A8
RL360	419947-41	2,123	A8
RL400	419947-42	2,324	A8

Kit includes terminal box and blower motor only.

TEBC Frame	Catalog Number	List Price	Mult. Sym.
FL180 (3)	417077-143	897	A8
FL/RL210-320(3)	417077-141	1,142	A8

(3) Compact inline blower used on stock models (IP44 rating)

(4) Being phased out

V*S Master inverter drive motors, three phase, totally enclosed

1/3 thru 300 Hp



Features:

- TENV, TEFC and TEBC, 1000:1CT
- Provisions for encoder mounting
- 3 thermostats, one per phase
- Standard NEMA frame sizes

Applications:

- Extruders, conveyors, crane and hoist, winders
- Web processing, process control, test stands
- Centrifugal pumps and fans

Hp	Base Speed RPM	C.H. Speed RPM	NEMA Frame	Enclosure	Catalog Number	List Price	Mult. Sym.	"C" Dim.	Aprx. Wt. (lb)	Full Load Efficiency	Voltage	Full Load Amps	Notes (a)
1/3	1800	2700	56C	TENV	IDVSNM3534	510	E2	13.84	32	80	230/460	0.6	2, 48
			56C	TENV	IDNM3534	510	E2	13.84	33	80	230/460	0.6	2, 8, 60,106
1/2	1800	2700	56C	TENV	IDVSNM3538	596	E2	13.84	35	84	230/460	0.9	2, 48
			56C	TENV	IDNM3538	596	E2	13.84	31	80	230/460	0.8	2, 8, 60,106
3/4	1800	2700	56C	TENV	IDVSNM3542	664	E2	13.84	36	84	230/460	1.2	2, 48
			56C	TENV	IDNM3542	664	E2	13.84	33	78.5	230/460	1.4	2, 8, 60,106
1	1800	2700	56C	TENV	IDVSNM3546	1,079	E2	14.84	45	87.5	230/460	1.5	2, 48
			143TC	TENV	IDVSNM3581T	1,354	E2	14.65	58	85.5	230/460	1.5	2, 48
			143TC	TENV	IDNM3581T	1,354	E2	14.65	58	85.5	230/460	1.5	2, 8, 60,106
			143TC	TENV	IDVSNM3581T-5	1,354	E2	14.65	58	85.5	575	1.2	2, 48
			143TC	TEBC	IDM3581T	1,789	E2	19.00	65	87.5	230/460	1.5	2, 8,106
			143TC	TEBC	IDM3581T-5	1,789	E2	19.02	65	85.5	575	1.2	2, 8,106
1 1/2	1800	2700	145TC	TENV	IDVSNM3582T	2,097	E2	14.65	61	82.5	230/460	1.8	2, 48
			145TC	TEBC	IDM3582T	2,101	E2	19.02	68	82.5	230/460	1.8	2, 8,106
			145TC	TENV	IDVSNM3584T-5	1,495	E2	14.65	64	86.5	575	1.7	2, 48
			145TC	TENV	IDVSNM3584T	1,495	E2	14.65	64	82.5	230/460	2.1	2, 48
			145TC	TENV	IDNM3584T	1,495	E2	14.65	58	84	230/460	2.3	2, 8, 60,106
			145TC	TEBC	IDM3584T	1,892	E2	19.02	70	88.5	230/460	2.1	2, 8,106
2	1800	2700	145TC	TEBC	IDM3584T-5	1,892	E2	19.02	70	88.5	575	1.7	2, 8,106
			182TC	TEBC	IDM3667T	2,507	E2	21.71	107	87.5	230/460	2.5	2, 8,106
			145TC	TENV	IDVSNM3587T-5	1,561	E2	14.65	62	86.5	575	2.3	2, 48
			145TC	TENV	IDVSNM3587T	1,561	E2	14.65	63	86.5	230/460	2.8	2, 48
			145TC	TEBC	IDM3587T	2,023	E2	19.02	72	88.5	230/460	2.7	2, 8,106
			145TC	TEBC	IDM3587T-5	2,023	E2	19.02	73	88.5	575	2.3	2, 8,106
3	1800	2700	145TC	TENV	IDNM3587T	1,561	E2	14.65	67	86.5	230/460	2.8	2, 8, 60,106
			182TC	TENV	IDNM3669T	1,812	E2	17.21	94	84	230/460	2.9	2, 8, 60,106
			184TC	TEBC	IDM3664T	2,427	E2	21.71	124	88.5	230/460	3.2	2, 8,106
			182TC	TEFC	IDVSM3661T	1,724	E2	20.23	105	89.5	230/460	4.1	2, 48
			182TC	TENV	IDVSNM3661T	2,046	E2	17.85	111	89.5	230/460	4.3	2, 48
			184TC	TEBC	IDM3661T	2,046	E2	21.71	111	89.5	230/460	4.1	2, 8,106
5	1800	2700	184TC	TEBC	IDM3661T-5	2,046	E2	21.71	112	89.5	575	3.3	2, 8,106
			184TC	TENV	IDNM3661T	2,046	E2	17.21	108	88.5	230/460	4.2	2, 8, 60,106
			184TC	TEBC	IDM3665T	2,734	E2	21.71	124	90.2	230/460	6.5	2,8,106
			184TC	TEBC	IDM3665T-5	2,734	E2	21.71	124	90.2	575	5.2	2, 8,106
			184TC	TENV	IDNM3665T	2,281	E2	17.21	116	89.5	230/460	6.6	2, 8, 60,106
			213TC	TENV	IDNM3767T	2,543	E2	20.40	170	89.5	230/460	6.7	2, 8, 60,106
5	1200	1800	215TC	TEBC	IDM3768T	3,885	E2	29.14	226	90.2	230/460	7.3	2, 8, 70,106
			L184TC	TEFC	IDVSM3665T	1,999	E2	20.23	120	89.5	230/460	6.6	2, 48
5	1200	1800	L184TC	TENV	IDVSNM3665T	2,281	E2	17.85	124	89.5	230/460	6.6	2, 48

(a) See notes on inside back flap.

■ Cast iron frame

Continuous constant torque to zero speed

Product family code: TEBC VS2, TEFC VS3, TENV VS4

Definite purpose

Unit Handling

Brake

IEC Frame

50 Hertz

Inverter/Vector

DC

Accessories

Grinders

Motor Mod

V*S Master inverter duty motors, three phase, totally enclosed

Hp	Base Speed RPM	C.H. Speed RPM	NEMA Frame	Enclosure	Catalog Number	List Price	Mult. Sym.	"C" Dim.	Aprx. Wt. (lb)	Full Load Efficiency	Voltage	Full Load Amps	Notes (a)
7 1/2	1800	2700	213TC	TEFC	IDVSM3770T	2,572	E2	24.59	180	91.7	230/460	9.5	2, 48
			L215TC	TENV	IDVSNM2237T	2,644	E2	20.86	212	91.7	230/460	10.1	2, 48
			213TC	TEBC	IDM3770T	3,296	E2	29.14	170	91.7	230/460	9.5	2, 8, 70,106
			213TC	TEBC	IDM3770T-5	3,296	E2	30.07	170	91.7	575	7.5	2, 8, 70,106
			254TC	TENV	IDNM2237T	3,163	E2	24.05	242	90.2	230/460	9.1	2, 8, 60,106
			213TC	TENV	IDNM3770T	2,640	E2	20.40	196	91.7	230/460	10.1	2, 8, 60,106
10	1800	2700	254TC	TEBC	IDM2276T	5,586	E2	33.07	332	91	230/460	10.7	2, 8, 70,106
			L215TC	TEFC	IDVSM3774T	3,353	E2	24.59	231	92.4	230/460	12.5	2, 48
			254TC	TENV	IDVSNM2238T	3,627	E2	24.05	305	91.7	230/460	13	2, 48
			215TC	TEBC	IDM3774T	3,531	E2	29.14	231	92.4	230/460	12.5	2, 8, 70,106
			215TC	TEBC	IDM3774T-5	3,531	E2	30.07	231	92.4	575	10	2, 8, 70,106
			256TC	TENV	IDNM2238T	3,627	E2	24.05	286	91.7	230/460	13	2, 8, 60,106
15	1800	2700	256TC	TEBC	IDM2332T	6,825	E2	33.07	352	91.7	230/460	14.2	2, 8, 70,106
			254TC	TEFC	IDVSM2333T	3,901	E2	26.71	291	92.4	230/460	18	2, 48
			256TC	TENV	IDVSNM2333T	4,362	E2	24.05	284	93.6	230/460	18.5	2, 48
			256TC	TEBC	IDM2333T	3,838	E2	33.07	318	92.4	230/460	18.1	2, 8, 70,106
			256TC	TEBC	IDM2333T-5	3,838	E2	34.15	318	92.4	575	14.5	2, 8, 70,106
			254TC	TENV	IDNM2333T	4,362	E2	24.05	286	93.6	230/460	18.5	2, 8, 60,106
20	1800	2700	284T	TEBC	IDM4100T	8,091	E2	36.48	450	93	230/460	19.7	2, 8, 45, 70,106
			256TC	TEFC	IDVSM2334T	4,229	E2	26.71	321	93	230/460	24	2, 48
			256TC	TEBC	IDM2334T	4,099	E2	33.07	333	93	230/460	24	2, 8, 70,106
			256TC	TEBC	IDM2334T-5	4,099	E2	34.15	333	93	575	19	2, 8, 70,106
			284T	TENV	IDNM2334T	4,710	E2	27.36	406	94.5	230/460	25.5	2, 8, 45, 60,106
			286T	TEBC	IDM4102T	9,109	E2	36.48	455	93	230/460	26	2, 8, 45, 70,106
25	1800	2700	284TC	TEFC	IDVSM4103T	5,370	E2	30.42	446	93.6	230/460	30	2, 48
			286T	TEBC	IDM4103T	5,055	E2	36.48	417	93.6	230/460	30	2, 8, 45, 70,106
			324T	TEBC	IDM4111T	10,381	E2	39.24	557	93	230/460	32	2, 8, 45, 70,106
			286TC	TEFC	IDVSM4104T	5,867	E2	30.42	457	94.1	230/460	36	2, 48
			286T	TEBC	IDM4104T	5,798	E2	36.48	464	93.6	230/460	38	2, 8, 45, 70,106
			326T	TEBC	IDM4117T	11,554	E2	39.24	628	93	230/460	39	2, 8, 45, 70,106
30	1800	2700	324T	TEFC	IDVSM4110T	6,768	E2	30.44	619	94.1	230/460	50	2, 48
			324T	TEBC	IDM4110T	7,840	E2	39.24	605	94.5	230/460	47	2, 8, 45, 70,106
			326T	TEFC	IDVSM4115T	8,272	E2	30.28	670	94.5	230/460	60	2, 48
			326T	TEBC	IDM4115T	8,799	E2	39.24	622	94.5	230/460	57	2, 8, 45, 70,106
			364T	TEFC	IDVSM4314T	10,246	E2	33.44	869	94.2	230/460	71.2	2, 48
			365T	TEFC	IDVSM4316T	12,833	E2	33.44	873	94.3	230/460	89.2	2, 48
40	1800	2700	405T	TEFC	IDVSM4400T-4	16,585	E2	38.31	1218	94.1	460	115	2, 48
			444T	TEFC	IDVSM4410T-4	20,587	E2	44.62	1637	94.1	460	150	2, 48
			445T	TEFC	IDVSM4406T-4	24,569	E2	44.62	1789	95	460	177	2, 48
			447T	TEFC	IDVSM4407T-4	29,111	E2	48.40	2189	95.4	460	226	2, 48
			449T	TEFC	IDVSM4408T-4	41,144	E2	53.40	2511	95.8	460	277	2, 48
			449T	TEFC	IDVSM44304T-4	41,144	E2	53.40	2816	96.2	460	338	2, 48

(a) See notes on inside back flap.

■ Cast iron frame

Continuous constant torque to zero speed

Product family code: VS
Product family code: TEBC VS2, TEFC VS3, TENV VS4

Definite purpose

Unit Handling

Brake

IEC Frame

50 Hertz

Inverter/Vector

DC

Accessories

Grinders

Motor Mod

V*S Master vector drive, three phase, totally enclosed

1/2 thru 300 Hp



Features:

- TENV & TEFC, 1000:1CT without blower
- HS35 encoder, 1024 PPR
- 3 thermostats, one per phase
- Standard NEMA frame sizes

Applications:

- Extruders, conveyors, crane and hoist, winders
- Web processing, process control, test stands
- Centrifugal pumps and fans

Hp	Base Speed RPM	C.H. Speed RPM	NEMA Frame	Enclosure	Catalog Number	List Price	Mult. Sym.	"C" Dim.	Aprx. Wt. (lb)	Full Load Efficiency	Voltage	Full Load Amps	Notes (a)
1/2	1800	2700	56C	TENV	ZDVSNM3538	2,200	E2	13.84	37	84	230/460	0.9	2, 46, 48
3/4	1800	2700	56C	TENV	ZDVSNM3542	2,267	E2	13.84	38	82.5	230/460	1.1	2, 46, 48
1	1800	2700	145TC	TENV	ZDVSNM3581T	2,958	E2	14.65	59	85.5	230/460	1.5	2, 46, 48
			143TC	TEBC	ZDM3581T	3,390	E2	19.02	66	87.5	230/460	1.5	2, 8, 46, 60, 106
			143TC	TEBC	ZDM3581T-5	3,390	E2	19.02	65	85.5	575	1.2	2, 8, 46, 106
			143TC	TENV	ZDNM3581T	2,958	E2	14.65	59	85.5	230/460	1.5	2, 8, 46, 106
	1200	1800	143TC	TEBC	ZDM3582T	3,702	E2	19.02	62	82.5	230/460	1.8	2, 8, 46, 106
11/2	1800	2700	145TC	TENV	ZDVSNM3584T	3,096	E2	14.65	70	86.5	230/460	2.1	2, 46, 48
			145TC	TEBC	ZDM3584T	3,494	E2	19.02	70	88.5	230/460	2.1	2, 8, 46, 60, 106
			145TC	TEBC	ZDM3584T-5	3,494	E2	19.02	62	87.5	575	1.7	2, 8, 46, 106
			145TC	TENV	ZDNM3584T	3,096	E2	14.65	58	84	230/460	2.3	2, 8, 46, 106
	1200	1800	182TC	TEBC	ZDM3667T	3,964	E2	21.71	99	87.5	230/460	2.5	2, 8, 46, 106
2	1800	2700	145TC	TENV	ZDVSNM3587T	3,414	E2	14.65	66	86.5	230/460	2.8	2, 46, 48
			145TC	TEBC	ZDM3587T	3,623	E2	19.02	75	88.5	230/460	2.8	2, 8, 46, 106
			145TC	TEBC	ZDM3587T-5	3,623	E2	19.02	74	88.5	575	2.3	2, 8, 46, 106
			182TC	TENV	ZDNM3669T	3,414	E2	17.21	95	84	230/460	2.9	2, 8, 46, 60, 106
	1200	1800	184TC	TEBC	ZDM3664T	4,030	E2	21.71	113	88.5	230/460	3.2	2, 8, 46, 106
3	1800	2700	182TC	TEFC	ZDVSM3661T	3,613	E2	20.23	118	89.5	230/460	4.1	2, 46, 48
			182TC	TENV	ZDVSNM3661T	3,663	E2	17.85	111	89.5	230/460	4.3	2, 46, 48
			182TC	TEBC	ZDM3661T	4,187	E2	21.71	112	89.5	230/460	4.1	2, 8, 46, 106
			182TC	TEBC	ZDM3661T-5	4,187	E2	21.71	110	89.5	575	3.2	2, 8, 46, 106
			184TC	TENV	ZDNM3661T	3,649	E2	17.21	104	88.5	230/460	4.2	2, 8, 46, 60, 106
1200	1800	213TC	TEBC	ZDM3764T	4,775	E2	29.14	187	90.2	230/460	4.5	2, 8, 46, 70, 106	
5	1800	2700	L184TC	TEFC	ZDVSM3665T	3,886	E2	20.23	129	89.5	230/460	6.6	2, 46, 48
			L184TC	TENV	ZDVSNM3665T	3,943	E2	17.85	124	89.5	230/460	6.6	2, 46, 48
			184TC	TEBC	ZDM3665T	4,335	E2	21.71	125	90.2	230/460	6.5	2, 8, 46, 106
			184TC	TEBC	ZDM3665T-5	4,335	E2	21.71	125	90.2	575	5.2	2, 8, 46, 106
			213TC	TENV	ZDNM3767T	4,145	E2	20.40	173	91	230/460	6.7	2, 8, 46, 60, 106
1200	1800	215TC	TEBC	ZDM3768T	5,488	E2	29.14	226	90.2	230/460	7.3	2, 8, 46, 70, 106	
7 1/2	1800	2700	213TC	TEFC	ZDVSM3770T	4,459	E2	24.59	184	91.7	230/460	9.5	2, 46, 48
			L215TC	TENV	ZDVSNM2237T	4,531	E2	20.86	211	91.7	230/460	10.1	2, 46, 48
			213TC	TEBC	ZDM3770T	4,897	E2	29.14	170	91.7	230/460	9.5	2, 8, 46, 70, 106
			213TC	TEBC	ZDM3770T-5	4,897	E2	30.07	170	91.7	575	7.5	2, 8, 46, 70, 106
			256TC	TENV	ZDNM2237T	4,766	E2	24.05	242	90.2	230/460	9.1	2, 8, 46, 60, 106
1200	1800	254TC	TEBC	ZDM2276T	7,188	E2	33.07	333	91	230/460	10.7	2, 8, 46, 70, 106	
10	1800	2700	L215TC	TEFC	ZDVSM3774T	5,241	E2	24.59	210	92.4	230/460	12.5	2, 46, 48
			254TC	TENV	ZDVSNM2238T	5,515	E2	24.05	325	91.7	230/460	13	2, 46, 48
			215TC	TEBC	ZDM3774T	5,131	E2	29.14	231	92.4	230/460	12.5	2, 8, 46, 70, 106
			215TC	TEBC	ZDM3774T-5	5,131	E2	30.07	231	92.4	575	10	2, 8, 46, 70, 106
			256TC	TENV	ZDNM2238T	5,515	E2	24.05	284	91.7	230/460	13	2, 8, 46, 60, 106
1200	1800	256TC	TEBC	ZDM2332T	8,425	E2	33.07	356	91.7	230/460	14.2	2, 8, 46, 70, 106	

(a) See notes on inside back flap.

Cast iron frame

Continuous constant torque to zero speed

Product family code: VS
Product family code: TEBC VS2, TEFC VS3, TENV VS4

Definite purpose

Unit Handling

Brake

IEC Frame

50 Hertz

Inverter/Vector

DC

Accessories

Grinders

Motor Mod

V*S Master vector drive, three phase, totally enclosed

Hp	Base Speed RPM	C.H. Speed RPM	NEMA Frame	Enclosure	Catalog Number	List Price	Mult. Sym.	"C" Dim.	Aprx. Wt. (lb)	Full Load Efficiency	Voltage	Full Load Amps	Notes (a)
15	1800	2700	254TC	TEFC	ZDVSM2333T	5,789	E2	26.83	295	92.4	230/460	18	2, 46, 48
			256TC	TENV	ZDVSNM2333T	6,251	E2	24.05	348	93.6	230/460	18.5	2, 46, 48
			256TC	TEBC	ZDM2333T	5,440	E2	33.07	317	92.4	230/460	18.1	2, 8, 46, 70, 106
			256TC	TEBC	ZDM2333T-5	5,440	E2	34.15	289	92.4	575	14.5	2, 8, 46, 70, 106
			254TC	TENV	ZDNM2333T	6,251	E2	24.05	286	92.4	230/460	18.5	2, 8, 46, 60, 106
20	1800	2700	284T	TEBC	ZDM4100T	9,691	E2	36.48	445	93	230/460	19.7	2, 8, 45, 46, 70, 106
			256TC	TEFC	ZDVSM2334T	6,117	E2	26.83	317	93	230/460	24	2, 46, 48
			256TC	TEBC	ZDM2334T	5,703	E2	33.07	342	93	230/460	24	2, 8, 46, 70, 106
			256TC	TEBC	ZDM2334T-5	5,703	E2	34.15	340	93	575	19	2, 8, 46, 70, 106
			284T	TENV	ZDNM2334T	6,313	E2	27.36	405	94.5	230/460	25.5	2, 8, 45, 46, 60, 106
25	1800	2700	286T	TEBC	ZDM4102T	10,713	E2	36.48	462	93	230/460	26	2, 8, 45, 46, 70, 106
			284TC	TEFC	ZDVSM4103T	7,257	E2	30.42	458	93.6	230/460	30	2, 46, 48
			284T	TEBC	ZDM4103T	6,655	E2	36.48	416	93.6	230/460	30	2, 8, 45, 46, 70, 106
			324T	TEBC	ZDM4111T	11,985	E2	38.92	615	93	230/460	32	2, 8, 45, 46, 70, 106
			286TC	TEFC	ZDVSM4104T	7,754	E2	30.42	472	94.1	230/460	36	2, 46, 48
30	1800	2700	286T	TEBC	ZDM4104T	7,402	E2	36.48	445	93.6	230/460	38	2, 8, 45, 46, 70, 106
			326T	TEBC	ZDM4117T	13,156	E2	38.92	624	93	230/460	39	2, 8, 45, 46, 70, 106
			324T	TEFC	ZDVSM4110T	8,656	E2	33.14	716	94.1	230/460	50	2, 46, 48
			324T	TEBC	ZDM4110T	9,441	E2	38.92	610	94.5	230/460	47	2, 8, 45, 46, 70, 106
			326T	TEFC	ZDVSM4115T	10,159	E2	33.14	721	94.5	230/460	60	2, 46, 48
40	1800	2700	326T	TEBC	ZDM4115T	10,402	E2	38.92	631	94.5	230/460	57	2, 8, 45, 46, 70, 106
			364T	TEFC	ZDVSM4314T	12,134	E2	33.44	907	94.2	230/460	71.2	2, 46, 48
			365T	TEFC	ZDVSM4316T	14,721	E2	33.44	944	94.3	230/460	89.2	2, 46, 48
			405T	TEFC	ZDVSM4400T-4	18,473	E2	38.31	1230	94.1	460	115	2, 46, 48
			444T	TEFC	ZDVSM4410T-4	22,474	E2	49.07	1667	94.1	460	150	2, 46, 48
50	1800	2700	445T	TEFC	ZDVSM4406T-4	26,456	E2	49.07	1806	95	460	177	2, 46, 48
			447T	TEFC	ZDVSM4407T-4	30,999	E2	52.36	2203	95.4	460	226	2, 46, 48
			449T	TEFC	ZDVSM4408T-4	43,032	E2	57.56	2550	95.8	460	277	2, 46, 48
			449T	TEFC	ZDVSM44304T-4	43,032	E2	57.56	2817	96.2	460	338	2, 46, 48

(a) See notes on inside back flap.

■ Cast iron frame

Continuous constant torque to zero speed

Product family code: VS

Product family code: TEBC VS2, TEFC VS3, TENV VS4

Definite purpose

Unit Handling

Brake

IEC Frame

50 Hertz

Inverter/Vector

DC

Accessories

Grinders

Motor Mod

V*S Master severe duty vector drive, three phase, totally enclosed

1 thru 50 Hp



Features:

- Designed for harsh, severe duty environments
- TENV & TEFC, 1000:1CT without blower
- HS35 encoder, 1024 PPR
- 3 thermostats, one per phase
- Standard NEMA frame sizes

Applications:

- Extruders, conveyors, crane and hoist, winders
- Web processing, process control, test stands
- Centrifugal pumps and fans

Hp	Base Speed RPM	C.H. Speed RPM	NEMA Frame	Enclosure	Catalog Number	List Price	Mult. Sym.	"C" Dim.	Aprx. Wt. (lb)	Full Load Efficiency	Voltage	Full Load Amps	Notes (a)
1	1800	2700	143TC	TENV	ZDVSNCP3581T	3,106	E2	14.61	65	87.5	230/460	1.5	2, 46, 48
1 1/2	1800	2700	145TC	TENV	ZDVSNCP3584T	3,245	E2	14.61	72	86.5	230/460	2.1	2, 46, 48
2	1800	2700	145TC	TENV	ZDVSNCP3587T	3,563	E2	14.61	73	86.5	230/460	2.8	2, 46, 48
3	1800	2700	182TC	TEFC	ZDVSCP3661T	4,019	E2	20.23	135	89.5	230/460	4.1	2, 46, 48
5	1800	2700	L184TC	TEFC	ZDVSCP3665T	4,361	E2	20.23	128	89.5	230/460	6.6	2, 46, 48
7 1/2	1800	2700	213TC	TEFC	ZDVSCP3770T	5,052	E2	24.58	201	91.7	230/460	9.5	2, 46, 48
10	1800	2700	L215TC	TEFC	ZDVSCP3774T	5,529	E2	24.58	218	92.4	230/460	12.5	2, 46, 48
15	1800	2700	254TC	TEFC	ZDVSCP2333T	6,614	E2	28.14	374	92.4	230/460	18	2, 46, 48
20	1800	2700	256TC	TEFC	ZDVSCP2334T	7,024	E2	28.14	388	93	230/460	24	2, 46, 48
25	1800	2700	284TC	TEFC	ZDVSCP4103T	8,402	E2	30.79	481	93.6	230/460	30	2, 46, 48
30	1800	2700	286TC	TEFC	ZDVSCP4104T	9,023	E2	30.79	494	94.1	230/460	36	2, 46, 48
40	1800	2700	324T	TEFC	ZDVSCP4110T	10,348	E2	33.14	762	94.1	230/460	50	2, 46, 48
50	1800	2700	326T	TEFC	ZDVSCP4115T	12,228	E2	33.14	757	94.5	230/460	60	2, 46, 48

(a) See notes on inside back flap.

Continuous constant torque to zero speed

Cast iron frame

Product family code: VC
Product family code: TEFC VC3, TENV VC4

V*S Master encoder feedback kits 360-440 frame size

Encoder kits below feature 1024 pulses per revolution unless otherwise noted in the encoder type column. Connector styles include the MS twist lock (MS-TL), military style 10 pin screw tight (MS-ST), and the EPIC latch style (Latch). HS35, RAHS35M and HSD35 feature hollow shaft mounting. The HSD35 carry the Northstar brand. Encoder kits include the encoder and all mounting hardware. IDVSM & IDRPM kits include the mating connector.

Catalog Number	Motor Enclosure	Type	PPR	Frame Size	Mfg.	Mag or Optical	Conn Type	Input Voltage VDC	List Price	Mult. Sym.	Ap'x. Shpg. Wgt.
K99G72	TENV	HS35	1024	180T-250T	BEI	O	MS-ST	5-15	1,442	A8	6
K99G74	TENV	HS35-2048	2048	180T-250T	BEI	O	MS-ST	5-15	1,442	A8	6
K99G76	TENV	HS35	1024	180T-250T	BEI	O	MS-ST	5-24	1,442	A8	6
K99G70	TENV	RAHS35M	1024	180T-250T	Avtron	M	MS-ST	5-24	1,442	A8	9
K99G82	TENV	HS35R	1024	180T-250T	Dynapar	O	MS-TL	5-26	2,183	A8	6
K99G78	TENV	HSD35	1024	180T-250T	Dynapar	O	Latch	5-26	1,622	A8	8
K99G73	TEFC	HS35	1024	180T-440T	BEI	O	MS-ST	5-15	1,442	A8	6
K99G75	TEFC	HS35-2048	2048	180T-440T	BEI	O	MS-ST	5-24	1,442	A8	6
K99G77	TEFC	HS35	1024	180T-440T	BEI	O	MS-ST	5-24	1,442	A8	6
K99G71	TEFC	RAHS35M	1024	180T-440T	Avtron	M	MS-ST	5-24	1,442	A8	9
K99G83	TEFC	HS35R	1024	180T-440T	Dynapar	O	MS-TL	5-26	2,183	A8	6
K99G79	TEFC	HSD35	1024	180T-440T	Dynapar	O	Latch	5-26	1,622	A8	8
K99G80	TENV	HS35	1024	180T-250T	BEI	O	MS-TL	5-28	1,442	A8	6
K99G81	TEFC	HS35	1024	180T-440T	BEI	O	MS-TL	5-28	1,442	A8	6

Note: For 56-320 IDVSM frame sizes use the kits from the IDM product table.

For more information visit baldor.com or new.abb.com/motors-generators

Definite purpose

Unit Handling

Brake

IEC Frame

50 Hertz

Inverter/Vector

DC

Accessories

Grinders

Motor Mod

Feedback cable assembly with MS connector



Features:

- Cables with MS twist lock connectors
- Various lengths
- Twisted pair shielded for electrical noise protection

Applications:

- For any MS twist lock encoder connector
- AC or DC motor applications

Catalog Number	Cable Extension Length	List Price	Mult. Sym.	Ap'x Shpg. Wgt.
CBL015ZD-2	5 Ft = 1.5 Meters	198	A8	1
CBL030ZD-2	10 Ft = 3 Meters	230	A8	1
CBL046ZD-2	15 Ft = 4.6 Meters	263	A8	2
CBL061ZD-2	20 Ft = 6.1 Meters	291	A8	2
CBL091ZD-2	30 Ft = 9.1 Meters	355	A8	3
CBL152ZD-2	50 Ft = 15.2 Meters	477	A8	6
CBL229ZD-2	75 Ft = 22.9 Meters	632	A8	8
CBL305ZD-2	100 Ft = 30.5 Meters	787	A8	8
CBL455ZD-2	150 Ft = 45.5 Meters	1,023	A8	15
CBL606ZD-2	200 Ft = 60.6 Meters	1,407	A8	16

Connector transition (patch) cables

MS Twist Lock (MS-TL) to MS Screw Tight (MS-ST)

MS Screw Tight (MS-ST) to MS Twist Lock (MS-TL)



Features:

- Transition from MS twist-lock (female) to MS screw-tight (male)
- Transition from MS screw-tight (female) to MS twist-lock (male)
- 10 pin connector style

Applications:

- MS-ST to MS-TL compatible with stock cable lengths up to 200 feet

Catalog Number	Type	List Price	Mult. Sym.	Ap'x Shpg. Wgt.
CBLTL2ST	MS-TL to MS-ST	400	A8	2
CBLST2TL	MS-ST to MS-TL	400	A8	2

Encoder feedback kits for IDM, IDNM and IDWNM motors



ENC00NV-B1

Does not fit some legacy 180-440 EM, CP or ECP motors. Contact your local sales office.

Features:

- 1024 Encoder with MS twist lock connector
- HS35, HS35M, HS35R and HS25

Applications:

- For IDM, IDNM and IDWNM motors



ENC02BC-B2

Catalog Number	Type Enclosure	Description	Magnetic or Optical	Connector Type	Input Voltage	Output Voltage Limited	NEMA Frame	List Price	Mult. Sym.	Ap'x. Shpg. Wgt.
ENC00NV-A2	TENV	HS35M Avtron	Magnetic	TL	5-24 VDC	24	213T-215T	1,442	A8	1
ENC00NV-B1	TENV	HS25 BEI	Optical	TL	5-15 VDC	15	56-215T	1,442	A8	2
ENC00NV-D2	TENV	HS35R Dynapar	Optical	TL	5-26 VDC	26	56-215T	2,158	A8	4
ENC00NV-D1 (1)	TENV	HS35 Dynapar	Optical	TL	5-24 VDC	5	56-215T	1,622	A8	4
ENC01BC-B1	TEBC	HS25 BEI	Optical	TL	5-15 VDC	15	143T-215T	1,442	A8	3
ENC01BC-D2	TEBC	HS35R Dynapar	Optical	TL	5-26 VDC	26	56-215T	2,158	A8	4
ENC01BC-D1 (1)	TEBC	HS35 Dynapar	Optical	TL	5-24 VDC	5	56-215T	1,622	A8	4
ENC01NV-A2	TENV	HS35M Avtron	Magnetic	TL	5-24 VDC	24	254T-256T	1,442	A8	1
ENC01NV-B2	TENV	HS35 BEI	Optical	TL	5-15 VDC	15	254T-284T	1,442	A8	2
ENC01NV-D2	TENV	HS35R Dynapar	Optical	TL	5-26 VDC	26	254T-256T	2,158	A8	4
ENC01NV-D1 (1)	TENV	HS35 Dynapar	Optical	TL	5-24 VDC	5	254T-256T	1,622	A8	4
ENC02BC-A2	TEBC	HS35M Avtron	Magnetic	TL	5-24 VDC	24	254T-447T	1,442	A8	1
ENC02BC-B2	TEBC	HS35 BEI	Optical	TL	5-15 VDC	15	254T-447T	1,631	A8	2
ENC02BC-D2	TEBC	HS35R Dynapar	Optical	TL	5-26 VDC	26	254T-447T	1,622	A8	4
ENC02BC-D1 (1)	TEBC	HS35 Dynapar	Optical	TL	5-24 VDC	5	254T-447T	1,622	A8	4

Note: For 56 and 140 IDVSM frame sizes use the kits from the table above.

(1) Being phased out

Definite purpose

Unit Handling

Brake

IEC Frame

50 Hertz

Inverter/Vector


DC

Accessories

Grinders

Motor Mod

Constant velocity blower cooling conversion kits



Does not fit some legacy 180-440 EM, CP or ECP motors.
Contact your local sales office.

Features:

- Convert TENV & TEFC to TEBC

Applications:


- Not suitable for some EM, CP or ECP motors

Voltage	Phase	NEMA Frame	Catalog Number	List Price	Mult. Sym.	Ap'x. Shpg. Wgt.
115	1	143TC-145TC	BLWL05-L	814	A8	7
		182TC-184TC	BLWL06-L	917	A8	8
		213TC-215TC	BLWL07-L	982	A8	21
		254TC-256TC	BLWL09-L	1,068	A8	28
		284TC-286TC	BLWL10-L	1,098	A8	35
		324TC-326TC	BLWL12-L	1,134	A8	46
		364TC-365TC	BLWL14-L	1,218	A8	55
230/380/460	3	213TC-215TC	BLWM07-F	982	A8	20
		254TC-256TC	BLWM09-F	1,068	A8	30
		284TC-286TC	BLWM10-F	1,098	A8	35
		324TC-326TC	BLWM12-F	1,198	A8	46
		364TC-365TC	BLWM14-F	1,219	A8	55
		404TC-405TC	BLWM16-F	1,704	A8	70
		444TC-447TC	BLWM18-F	2,387	A8	87

Note: Blower cooling conversion kits should be further selected by Baldor-Reliance® motor type as noted within the catalog number. As an example: BLWM10-F fits a 310M type also built as a 324-326TC. Does not fit Athens-built 180-440 M, CP or ECP motors.

DC motors and controls

Available in round frame and unique laminated square frames, Baldor-Reliance® DC motors offer performance and reliability in tough applications. Round frame DC motors utilize permanent magnet technology optimizing the commutator, brushes, and inertia to assure the best performance possible. Wound field motors are designed with superior commutation through the speed range to ensure trouble-free operation and the insulation system is designed with extra margin of safety to eliminate performance-limiting hot spots.



Key features:

- Designed specifically for rectified DC power operation

1/50 - 500 Horsepower

Product line – DPG-FV, TEFC, TENV, XP, SPG enclosures	Fractional DC	DC PM	SCR Round	RPM III
Frame sizes	56C - 1810ATC	56C - 1810ATC	L186ATC - 5010AT	DC189ATY - C4414ATZ
Electrical features				
High performance molded commutator construction	-	-	-	S
Reduced VOC emission resins and paints for a green environment	S	S	S	S
Extensive full load testing to ensure delivered reliability/performance	S	S	S	S
Low rotating assembly inertia for high dynamic performance	S	S	S	S
Explosion proof products for hazardous duty environments	S	S	-	S
Motors suitable for IEEE 45 shipboard applications	S	S	S	S
Wide voltage ranges – 12 volts DC to 600 volts DC	S	S	S	S
Mechanical features				
Laminated frame construction for superior commutation performance	-	-	-	S
Skewed armature construction with no cogging at low speeds	-	-	-	S
NEMA or IEC mounting for ease interchangeability	-	-	-	S
Washdown products for food industry applications	S	S	-	-
Permanent magnet DC products with built in feedback devices	S	S	-	-
Versatile foot mounting for retrofitting non Baldor-Reliance® products	S	S	S	-

S = Standard

SCR drive fractional permanent magnet motor, TENV and TEFC, C-Face with base 1/4 thru 5 Hp



Features:

- NEMA C-face with removable base
- Tachometer adaptable
- Class F insulation
- Double sealed bearings
- 20:1 constant torque speed range
- UL and CSA recognized

Applications:

- Conveyors
- Mixers
- Packaging machinery

Hp	Base Speed	NEMA Frame	Voltage		Enclosure	Catalog Number	List Price	Mult. Sym.	Ap'x. Shpg. Wgt.	Reliance M/N	Notes (a)
			D.C. Arm.	Full Load Amperage Arm.							
1/4	1750	56C	90	2.5	TENV	CDP3310	716	K	24	TK3300	20,60
			180	1.25	TENV	CDP3306	716	K	23	TK3300	20,60
1/3	1750	56C	90	3.2	TENV	CDP3320	845	K	27	TK3300	20,60
			180	1.6	TENV	CDP3316	755	K	27	TK3300	20,60
1/2	1750	56C	90	4.8	TENV	CDP3330	845	K	32	TK3300	20,60
			180	2.5	TENV	CDP3326	845	K	31	TK3300	20,60
	2500	56C	90	5	TENV	CDP3335	755	K	26	TK3300	20,60
			180	7.6	TEFC	CDP3440	1,026	K	38	TK3400	20
3/4	1750	56C	180	3.7	TEFC	CDP3436	1,026	K	38	TK3400	20
			90	7.5	TEFC	CDP3443	908	K	36	TK3400	20
	2500	56C	90	10	TEFC	CDP3445	1,248	K	44	TK3400	20
			180	5	TEFC	CDP3455	1,248	K	44	TK3400	20
1	2500	56C	90	9.7	TEFC	CDP3450	1,026	K	38	TK3400	20
			180	4.85	TEFC	CDP3460	1,026	K	38	TK3400	20
11/2	1750	145TC	180	7.7	TEFC	CDP3575	2,298	L1	65	TK3500	20
			180	7	TEFC	CDP3580	2,000	L1	53	TK3500	20
2	1750	145TC	180	9.6	TEFC	CDP3585	2,742	L1	74	TK3500	20
			180	10	TEFC	CDP3590	2,298	L1	66	TK3500	8
3	1750	182TC	180	14	TEFC	CDP3603	3,377	L1	112	TK3600PM	20
			180	14	TEFC	CDP3604	3,358	L1	112	TK3600PM	20
5	1750	1810ATC	180	21.6	TEFC	CDP3605	5,731	L1	161	TK3600PM	20

Note: See Tach Generators and Mounting Kits.

(a) See notes on inside back flap.

Product family code: PMS

Integral DC tach permanent magnet SCR drive motor – TENV and TEFC, C-Face with base

1/4 thru 5 Hp



Features:

- Precise speed regulation
- 50 VDC per 1,000 RPM precision tachometer
- Class F insulation
- 20:1 constant torque speed range with NEMA Type K control

Applications:

- Conveyors
- Metering pumps

Hp	Base Speed	NEMA Frame	Voltage D.C.		Enclosure	Catalog Number	List Price	Mult. Sym.	Ap'x. Shpg. Wgt.	Notes (a)
			Arm.	Full Load Amperage Arm.						
1/4	1750	56C	90	2.5	TENV	CDPT3310	2,044	K	27	20,60
			180	1.25	TENV	CDPT3306	2,044	K	27	20,60
1/3	1750	56C	90	3.2	TENV	CDPT3320	2,085	K	30	20,60
			180	1.6	TENV	CDPT3316	2,085	K	30	20,60
1/2	1750	56C	90	4.8	TENV	CDPT3330	2,085	K	35	20,60
			180	2.5	TENV	CDPT3326	2,216	K	36	20,60
3/4	1750	56C	90	7.6	TEFC	CDPT3440	2,344	K	44	20
			180	3.7	TEFC	CDPT3436	2,344	K	45	20
1	1750	56C	90	10	TEFC	CDPT3445	2,615	K	50	20
			180	5	TEFC	CDPT3455	2,615	K	50	20
1 1/2	1750	143TC	180	7.7	TEFC	CDPT3575	3,629	L1	71	20
2	1750	143TC	180	9.6	TEFC	CDPT3585	4,072	L1	79	20
3	1750	182ATC	180	14	TEFC	CDPT3603	4,736	L1	122	20
			180	24.5	TEFC	CDPT3605	7,085	L1	164	20

(a) See notes on inside back flap.

Product family code: PMT

Explosion proof permanent magnet SCR drive motor – TEFC, C-Face with base

1/4 thru 1 1/2 Hp



Features:

- NEMA C-face with welded base
- 20:1 constant torque speed range
- UL and CSA
- Division 1, Class I, Group D; Class II, Group F&G, T3C
- Thermostat and explosion proof conduit box included
- Adjustable speed and constant torque for hazardous locations

Applications:

- Conveyors
- Feeders
- Pumps

Hp	Base Speed	NEMA Frame	Voltage D.C.		Catalog Number	XP Cls/Grp	Temp Code	List Price	Mult. Sym.	Ap'x. Shpg. Wgt.	Notes (a)
			Arm.	Full Load Amperage Arm.							
1/4	1750	56C	90	2.7	CDPX3410	Ⓜ	T3C	1,965	K	38	20
			180	1.3	CDPX3406	Ⓜ	T3C	1,965	K	38	20
1/3	1750	56C	90	3.6	CDPX3420	Ⓜ	T3C	2,468	K	43	20
			180	1.7	CDPX3416	Ⓜ	T3C	2,468	K	44	20
1/2	1750	56C	90	5.2	CDPX3430	Ⓜ	T3C	2,787	K	46	20
			180	2.5	CDPX3426	Ⓜ	T3C	2,787	K	46	20
3/4	1750	56C	90	7	CDPX3440	Ⓜ	T3C	3,445	K	51	20
			180	3.5	CDPX3436	Ⓜ	T3C	3,445	K	51	20
1	1750	56C	90	9.6	CDPX3545	Ⓜ	T3C	4,588	K	73	20
			180	4.9	CDPX3555	Ⓜ	T3C	4,588	K	71	20
1 1/2	1750	145TC	180	7.1	CDPX3575	Ⓜ	T3C	4,904	L1	81	20

Notes: Ⓜ Class I, Group D; Class II, Group F&G (a) See notes on inside back flap

Product family code: PMX

CAUTION: Explosion-proof motors have a tight fit between mating parts to ensure the integrity of the explosion-proof enclosure. This can lead to an accumulation of moisture inside the motors due to condensation. Care should be used when selecting an explosion-proof motor, especially when installed outdoors and on intermittent duty.

Definite purpose

Unit Handling

Brake

IEC Frame

50 Hertz

Inverter/Vector

DC

Accessories

Grinders

Motor Mod

Washdown duty permanent magnet SCR drive motor – TENV and TEFC, C-Face with base

1/4 thru 5 Hp



Features:

- Moisture sealant on bolt heads between frame and endplates
- Neoprene gasketed conduit box
- Double sealed bearings
- Forsheda® running contact V-Ring slinger
- Stainless steel shaft
- Class F Insulation
- Tachometer adaptable
- Suitable for high pressure washdown

Applications:

- Food processing conveyors
- Feeders

Hp	Base Speed	NEMA Frame	Voltage D.C.		Enclosure	Catalog Number	List Price	Mult. Sym.	Ap'x. Shpg. Wgt.	Notes (a)
			Arm.	Arm.						
1/4	1750	56C	90	2.5	TENV	CDPWD3310	927	K	25	20,60
			180	1.25	TENV	CDPWD3306	927	K	24	20,60
1/3	1750	56C	90	3.2	TENV	CDPWD3320	979	K	27	20,60
			180	1.6	TENV	CDPWD3316	979	K	27	20,60
1/2	1750	56C	90	4.8	TENV	CDPWD3330	1,101	K	32	20,60
			180	2.5	TENV	CDPWD3326	1,101	K	32	20,60
3/4	1750	56C	90	7.6	TEFC	CDPWD3440	1,328	K	38	20
			180	3.7	TEFC	CDPWD3436	1,328	K	38	20
1	1750	56C	90	10	TEFC	CDPWD3445	1,620	K	44	20
			180	5	TEFC	CDPWD3455	1,620	K	44	20
1 1/2	1750	145TC	180	7.7	TEFC	CDPWD3575	3,099	L1	66	20
2	1750	145TC	180	9.6	TEFC	CDPWD3585	2,698	L1	75	20
3	1750	182TC	180	14	TEFC	CDPWD3603	4,733	L1	116	20
5	1750	1810ATC	180	24.5	TEFC	CDPWD3605	8,017	L1	157	20


Note: See Tach Generators and Mounting kits.

(a) See notes on inside back flap.

Product family code: PMW

Paint free washdown duty permanent magnet SCR drive motor, TEFC, C-Face with base

1/4 thru 1 Hp



Features:

- Class F insulation
- 20:1 constant torque speed range
- Moisture resistant 200°C magnet wire
- Sealed ball bearings with moisture resistant grease
- Contact lip seals on shaft extensions
- Neoprene gaskets
- 300 series stainless steel motor frame, base, shaft and hardware

Applications:

- Food processing
- Packaging

Hp	Base Speed	NEMA Frame	Voltage D.C.		Catalog Number	List Price	Mult. Sym.	Ap'x. Shpg. Wgt.	Notes (a)
			Arm.	Arm.					
1/4	1750	56C	90	2.7	CDPSWD3410	1,110	K	29	20
			180	1.3	CDPSWD3406	1,110	K	28	20
1/2	1750	56C	90	5.2	CDPSWD3430	1,315	K	37	20
			180	2.5	CDPSWD3426	1,315	K	38	20
1	1750	56C	90	9.6	CDPSWD3545	1,943	K	63	20
			180	4.9	CDPSWD3555	1,943	K	63	20

(a) See notes on inside back flap.

Product family code: PMF

Metric flange permanent magnet SCR drive motor, TENV and TEFC, Flange and face mount

0.15 thru 5 kW, 0.2 thru 3.7 Hp



Features:

- Metric flange or C-face per IEC 60072-1 standards
- Bolt on non-metric base
- Class F insulation
- Tachometer adaptable (except 0.15 kW)
- 20:1 constant torque speed range
- Conforms to IEC 30034-1

Applications:

- Metric SCR drive motor replacement

kW/Hp	Base Speed	NEMA Frame	Voltage D.C.		Enclosure	Catalog Number	List Price	Mult. Sym.	Ap'x. Shpg. Wgt.	Notes (a)
			Arm	Arm						
B5 flange										
.15/.20	1800	D63D	180	1.1	TENV	VP7424D	500	DS	10	60
.18/.25	1750	D71D	180	1.25	TENV	VP3311D	716	K	23	20,60
.25/.33	1750	D71D	180	1.6	TENV	VP3316D	755	K	27	20,60
.37/.5	1750	D71D	180	2.5	TENV	VP3326D	845	K	31	20,60
	3000	D71D	180	2.5	TEFC	VP3428D	876	K	33	20
.57/.75	1750	D80D	180	3.7	TEFC	VP3436D	1,026	K	40	20
	3000	D80D	180	3.6	TEFC	VP3439D	908	K	37	20
.75/1	1750	D80D	180	5	TEFC	VP3455D	1,248	K	46	20
	3000	D80D	180	5.1	TEFC	VP3458D	1,026	K	41	20
1.1/1.5	3000	D90D	180	7.7	TEFC	VP3468D	1,144	L1	47	20
	1750	D90D	180	7.7	TEFC	VP3575D	2,312	L1	71	20
1.5/2	1750	D90D	180	9.6	TEFC	VP3585D	2,758	L1	78	20
	3000	D90D	180	10	TEFC	VP3588D	2,312	L1	69	20
2.2/3	1750	D112D	180	14	TEFC	VP3603D	3,393	L1	121	20
3.7/5	1750	D112D	180	24.5	TEFC	VP3605D	5,592	L1	166	20
B14 face										
.15/.20	1800	D63D	180	1.1	TENV	VP7424-14	500	DS	10	60
.18/.25	1750	D71C	180	1.4	TEFC	VP3411-14	805	K	30	20
.25/.33	1750	D71C	180	1.7	TEFC	VP3416-14	857	K	31	20
1.37/.50	3000	D71C	180	2.5	TEFC	VP3428-14	876	K	31	20
	1750	D71C	180	2.5	TEFC	VP3426-14	876	K	37	20
.56/.75	3000	D80C	180	3.6	TEFC	VP3439-14	908	K	35	20
	1750	D80C	180	3.7	TEFC	VP3436-14	1,026	K	40	20
.75/1	3000	D80C	180	5.1	TEFC	VP3458-14	1,026	K	38	20
	1750	D80C	180	5	TEFC	VP3455-14	1,248	K	45	20
1.1/1.5	3000	D80C	180	7.7	TEFC	VP3468-14	1,114	L1	43	20
	1750	D90C	180	7.7	TEFC	VP3575-14	2,312	L1	73	20
1.5/2	3000	D90C	180	10.0	TEFC	VP3588-14	2,312	L1	70	20
	1750	D90C	180	9.6	TEFC	VP3585-14	2,758	L1	80	20

Notes: (a) See notes on inside back flap.


Above motors D71 and larger with B5 flange, fitted with oil seal. Catalog numbers VP7424D and VP7424-14 are not tach adaptable.

See Tach Generators and Tach Mounting Kits.

Product family code: PMI

Low voltage permanent magnet motor – TENV and TEFC

1/4 thru 1 Hp



Features:

- NEMA C-face
- Class F insulation
- Double sealed ball bearings
- Top-mounted terminal studs for power connection on ratings 40-amps and up

Applications:

- Battery operation for portable pumps
- Fans
- Augers
- Winches
- Lifts

Hp	Base Speed	NEMA Frame	Voltage D.C.	Full Load Amperage	Catalog Number	List Price	Mult. Sym.	Ap'x. Shpg. Wgt.	Notes (a)
1/4	1800	56C	12	22.5	CDP3410-V12	770	K	23	20,60
			24	10.6	CDP3410-V24	730	K	23	20,60
1/3	1800	56C	12	28.6	CDP3420-V12	845	K	31	20,60
			24	13.6	CDP3420-V24	806	K	31	20,60
1/2	1800	56C	12	40	CDP3430-V12	876	K	37	20,60
			24	19.6	CDP3430-V24	835	K	35	20,60
3/4	1800	56C	12	66	CDP3440-V12	1,257	K	42	20
			24	29.4	CDP3440-V24	871	K	41	20
1	1800	56C	12	85.6	CDP3445-V12	1,818	K	45	20
			24	40.9	CDP3445-V24	1,810	K	46	20


(a) See notes on inside back flap.

1/4 - 1/2 Hp are TENV. 3/4 - 1 Hp are TEFC.

Product family code: PML

DC power motor – TEFC – right base

1/3 thru 1 1/2 Hp



Features:

- 20% compound wound
- Weather proof, VPI insulation meets IEEE 45 specifications
- Suitable for mounting in any position
- Continuous duty
- Easy access brushes
- Powered from generators or batteries

Applications:

- Cranes and hoists
- Conveyors
- Augers
- Marine duty application

Hp	Speed	NEMA Frame	Rated Current	Catalog Number	List Price	Mult. Sym.	Ap'x. Shpg. Wgt.	Notes (a)
115 VDC								
1/3	1750	56	3.2	D1151	1,708	K	23	20
1/2	1750	56	4.8	D1152	1,755	K	29	20
3/4	1750	56	6.6	D1153	2,066	K	34	20
1	1750	56	8	D1154	2,375	K	62	20
230 VDC								
1/3	1750	56	1.7	D2301	1,708	K	41	20
1/2	1750	56	2.1	D2302	1,808	K	29	20
3/4	1750	56	3.3	D2303	2,066	K	34	20
1	1750	56	4	D2304	2,375	K	62	20
1 1/2	1750	184	6.1	D2305	4,039	L1	84	20

Notes: (a) See notes on inside back flap. Not for SCR control applications. Base welded on 3513D type only. Not tach adaptable.

Product family code: WFC

Shunt wound SCR drive motors, TEFC, C-Face with base 1/4 thru 3 Hp



Features:

- Designed for use with NEMA type K SCR control
- 20:1 constant torque speed range
- NEMA C-face and removable base
- NEMA 182 frame and larger – normally closed thermostat on field winding
- Class F insulation
- 1.0 SF

Applications:

- Conveyors
- Printing and textile equipment
- Machine tools

Hp	Base Speed	NEMA Frame	Voltage D.C.		Full Load Amperage		Catalog Number	List Price	Mult. Sym.	Ap'x. Shpg. Wgt.	Notes (a)
			Arm.	Field	Arm.	Field					
1/4	1750	56C	90	100/50	3	.3/.6	CD3425	720	K	23	20
			90	100/50	3.4	.4/.8	CD3433	787	K	24	20
1/3	1750	56C	180	200/100	1.9	.21/.42	CD3434	787	K	24	20
			90	100/50	3.7	.5/1	CD5333 (b)(c)	1,135	K	31	20
1/2	1750	56C	90	100/50	5.2	.5/1	CD3450	895	K	29	20
			180	200/100	2.6	.25/.5	CD3451	895	K	29	20
			90	100/50	5	.44/.88	CD5350 (c)	1,253	K	38	20
3/4	1750	56C	90	100/50	7.8	.6/1.2	CD3475	1,113	K	34	20
			180	200/100	3.9	.3/.6	CD3476	1,113	K	34	20
			90	100/50	8	.6/1.2	CD5375 (c)	1,475	K	45	20
1	1750	56C	180	200/100	5	.3/.6	CD5318 (c)	1,571	K	54	20
			90	100/50	10	.6/1.2	CD5319 (c)	1,571	K	53	20
		182C	180	200/100	5	.25/.5	CD6218	2,099	L1	65	20
11/2	1750	182C	90	100/50	9.6	.55/1.1	CD6219	2,099	L1	66	20
			180	200/100	7.5	.25/.5	CD6215	2,350	L1	84	20
2	1750	182C	180	200/100	9.5	.4/.8	CD6202	2,779	L1	98	20
			213C	180	200/100	9.5	.4/.8	CD7502	4,877	L1	105
3	1750	184TC	180	200/100	14.7	.6/1.2	CD6203	3,156	L1	135	8, 73
			215C	180	200/100	14.7	.6/1.2	CD7503	5,187	L1	137

Notes: See Tach Generators and Mounting Kits


(a) See notes on inside back flap

(b) Base welded on type 3513D only

(c) No dual mounting base holes on 35D, 75D or 91D type.

Product family code: WFS

Shunt wound SCR drive motors, explosion proof, TEFC, C-Face with base 1/2 thru 2 Hp



Features:

- Designed for use with NEMA type K SCR control
- 20:1 constant torque speed range
- NEMA C-face and removable base
- Normally closed thermostat on field winding
- Class F insulation
- 1.0 SF
- UL and CSA Division 1, Class I, Group D, Class II, Group F&G

Applications:

- Conveyors
- Printing and textile equipment

Hp	Base Speed	NEMA Frame	Voltage D.C.		Full Load Amperage		Catalog Number	XP Cls/Grp	Temp Code	List Price	Mult. Sym.	Ap'x. Shpg. Wgt.	Notes (a)
			Arm.	Field	Arm.	Field							
Explosion-proof - continuous duty - Division 1, Class I, Group D & Class II, Group F & G - 1.0 S.F.													
1/2	1750	182CZ	90	100/50	4.9	.55/1.1	CDX1850 (b)	②	T3B	2,852	L1	100	2
3/4	1750	182CZ	90	100/50	7	.55/1.1	CDX1875 (b)	②	T3B	3,776	L1	100	2
1	1750	182CZ	180	200/100	5	.25/.5	CDX2001 (b)	②	T3B	4,697	L1	102	2
		182C	180	200/100	5	.25/.5	CDX7100	②	T3B	3,899	L1	102	2
11/2	1750	182C	180	200/100	7.5	.25/.5	CDX7150	②	T3B	5,163	L1	121	2
2	1750	182C	180	200/100	9.5	.4/.8	CDX7200 (b)	②	T3B	5,798	L1	135	2

Notes: (a) See notes on inside back flap

(b) Refers to shaft and/or face mounting dimensions only. Base mounting dimensions and shaft height differ from NEMA frames shown. Go to www.baldor.com for details.

② Class I, Group D; Class II, Group F&G

CAUTION: Explosion-proof motors have a tight fit between mating parts to ensure the integrity of the explosion-proof enclosure. This can lead to an accumulation of moisture inside the motors due to condensation. Care should be used when selecting an explosion-proof motor, especially when installed outdoors and on intermittent duty.

For more information visit baldor.com or new.abb.com/motors-generators

Definite purpose

Unit Handling

Brake

IEC Frame

50 Hertz

Inverter/Vector

DC


Accessories

Grinders

Motor Mod

RPM III DC shunt wound SCR drive motors, 180V armature power code K

1.5 thru 5 Hp



Features:

- Unique laminated square frame for improved commutation
- Square configuration allows for increased rating per frame size
- Class F insulation system
- Service line brushes with convenient wear indicating reference lines
- PLS™ for longer bearing and motor life
- F3 mounting
- Tachometer adaptable with thermostat

Applications:

- Metals
- Paper
- Web processes
- Extruders and packaging
- Machine tools

Hp	Base Speed	NEMA Frame	Voltage D.C.		Full Load Amperage		Enclosure	Catalog Number	List Price	Mult. Sym.	Ap'x. Shpg. Wgt.	Reliance M/N	Field Type	XPY Tach Kit
			Arm.	Field	Arm.	Field (a)(b)								
1 1/2	1750	DC189ATY (c)	180	100/200	7.2	0.72	TENV	D1815R	8,712	N2	169	T18R1119	STR	413336-1R
2	1750	DC189ATY (c)	180	100/200	9.5	0.72	TENV	D1802R	9,005	N2	86	T18R1117	STR	413336-1R
		DC1811ATCZ (d)	180	100/200	14.1	1.17	TENV	CD1803R	9,706	N2	212	T18R1102	STR	413336-1R
3	1750	DC189ATY (c)(e)	180	100/200	14.8	0.95	DPG	D1803R	9,812	N2	165	T18R1118	STR	413336-1R
		DC189ATCZ (d)(e)	180	100/200	14.8	0.95	DPG	CD1803R	9,986	N2	160	T18R1120	STR	413336-1R
5	1750	DC1810ATCZ (d)(e)	180	100/200	24	1.68	DPG	CD1805R	10,886	N2	175	T18R1105	STR	413336-1R
		DC2112ATCZ (d)	180	100/200	23	1.34	TENV	CD2105R	14,534	N2	355	T21S1101	STR	413336-1R

Notes: Encoder and tachometer kits available

(a) Field amps at 25°C

(b) Field amps for high voltage connection

(c) 140TC C-face


(d) 180TC C-face

(e) Top mounted conduit box, if blower added, blower must be mounted F-1 or F-2.

Product family code: R3D

RPM III DC shunt wound SCR drive motors, 240V armature 240V field, power code C

3 thru 10 Hp



Features:

- Superior speed regulation
- Operation down to 25% of base speed at 67% load current
- Excellent load sharing characteristics on common drive
- Tachometer adaptable

Applications:

- Textile equipment
- Metals
- Paper
- Web Processes
- Extruders and packaging
- Machine tools

Hp	Base Speed	NEMA Frame	Voltage D.C.		Full Load Amperage		Enclosure *	Catalog Number	List Price	Mult. Sym.	Ap'x. Shpg. Wgt.	Reliance M/N	Field Type	XPY Tach Kit
			Arm.	Field	Arm.	Field (a)								
3	1750/2300	C1811ATCZ (b)	240	240	11	0.99	SPG	CD2003R-2	11,067	N2	198	T18R1009	STAB	413336-1R
5	1750/2300	C1811ATCZ (b)	240	240	18.1	1.11	SPG	CD2005R-2	11,067	N2	209	T18R1010	STAB	413336-1R
7 1/2	1750/2300	C1812ATCZ (b)	240	240	27	1.4	SPG	CD2007R-2	12,042	N2	235	T18R1011	STAB	413336-1R
10	1750/2300	SC2113ATCZ (c)	240	240	37	2.20	SPG	D2010R-2	16,661	N2	346	T21S1001	STAB	417708-2I

Notes: Encoder and tachometer kits available.

(a) Field amps at 25°C

(b) 180TC C-face


(c) 210TC C-face

Splash-proof Guarded (SPG) is an open machine in which the ventilating openings are so constructed that successful operation is not interfered with when drops of liquid or solid particles strike or enter the enclosure at any angle not greater than 60 degrees downward from vertical

Product family code: R3D

RPM III DC shunt wound SCR drive TEFC motors, 240V and 500V armature, power code C

5 thru 50 Hp



Features:

- Laminated square frame for improved commutation
- Class F insulation system
- Service line brushes with convenient wear indicating reference lines
- PLS™ bearing lubrication system for longer bearing and motor life
- Tachometer adaptable with thermostat

Applications:

- Textile range drives
- Roofing machines
- Tube mills

Hp	Base/Max Speed	NEMA Frame	Voltage D.C.		Full Load Amperage		Catalog Number	List Price	Mult. Sym.	Ap'x. Shpg. Wgt.	Notes	Reliance M/N	Field Type	XPY Tach Kit
			Arm.	Field	Arm.	Field (a)(b)								
5	1750/2300	C1812ATZ	240	150	18.5	1.80	D2505R	13,081	N2	251	87	T18R1005 (d)	STAB	417709-17
		SC2113ATZ	500	150/300	9	1.06	D5505R	15,311	N2	340	87	T21S201 (c)	STAB	417708-21
7 1/2	1750/2300	SC2113ATZ	240	150	27	3.25	D2507R	17,059	N2	359	87	T21S301	STAB	417709-65
		SC2113ATZ	500	150/300	13.5	1.41	D5507R	17,059	N2	360	87	T21S302 (d)	STAB	417709-65
10	1750/2300	MC2113ATZ	240	150	35.5	3.13	D2510R	18,820	N2	379	87	T21S303	STAB	417709-65
		MC2113ATZ	500	150/300	17.5	1.55	D5510R	18,820	N2	405	87	T21S304	STAB	417709-65
15	1750/2300	SC2512ATZ	240	150	53.5	2.18	D2515R	28,213	N2	560	6,87	T25S301	STAB	417709-66
		SC2512ATZ	500	150/300	25.6	1.71	D5515R	28,213	N2	547	87	T25S302	STAB	417709-66
20	1750/2300	LC2512ATZ	240	150	71	4.14	D2520R	30,464	N2	640	87	T25S303	STAB	417709-66
		LC2512ATZ	500	150/300	33	2.06	D5520R	30,464	N2	640	87	T25S304	STAB	417709-66
25	1750/2300	MC2812ATZ	240	150	87	4.05	D2525R	43,228	N2	805	87	T28S301	STAB	417709-67
		MC2812ATZ	500	150/300	41	2.23	D5525R	43,228	N2	815	87	T28S302	STAB	417709-67
30	1750/2300	LC2812ATZ	500	150/300	50	1.74	D5530R	48,066	N2	895	87	T28S303	STAB	417709-67
40	1750/2300	MC3212ATZ	500	150/300	65	1.82	D5540R	65,449	N2	1120	87	T32S301	STAB	417709-68
50	1750/2300	LC3212ATZ	500	150/300	84	1.98	D5550R	69,186	N2	1270	87	T32S302	STAB	417709-68

Notes:

Encoder and tachometer available.

(a) Field amps at 25°C

(b) Field amps for high voltage connection


(c) TENV enclosure

(d) Power Code D

Product family code: R3F

RPM III wound field SCR drive DPG-FV motors, 240V and 500V armature, power code C

10 thru 500 Hp



Features:

- Laminated square frame for improved commutation
- Class F insulation system
- Service line brushes with convenient wear indicating reference lines
- PLS™ bearing lubrication system for longer bearing and motor life
- Tachometer adaptable with thermostat

Applications:

- Metals
- Paper
- Web processes
- Extruders and packaging
- Machine tools

Hp	Base/Max Speed	NEMA Frame	Voltage D.C.		Full Load Amperage		Catalog Number	List Price	Mult. Sym.	Ap'x. Shpg. Wgt.	Notes	Reliance M/N	Field Type	XPY Tach Kit
			Arm.	Field	Arm.	Field (a)(b)								
10	1750/2300	SC2113ATZ	500	300	18	1.11	D5010RS-BV	19,133	N2	345 (c)	101,102	T21T1342	STAB	417708-21
		SC2113ATZ	240	150	56	4.73	D2015R-BV	16,556	N2	345 (d)	103	T21T1359	STR	417708-21
15	1750/2300	SC2113ATCZ	240	150	56	4.73	CD2015R-BV	17,153	N2	345 (b)	103	T21T1384	STR	417708-21
		SC2113ATZ	500	300	27	2.22	D5015R-BV	16,556	N2	375	103	T21T1364	STR	417708-21
20	1750/2300	SC2113ATZ	500	300	27	3.03	D5015RS-BV	19,133	N2	345 (c)	101,102	T21T1346	STAB	417708-21
		SC2113ATZ	240	150	76.5	7.12	D2020R-BV	16,556	N2	345 (d)	103	T21T1363	STR	417708-21
		SC2113ATZ	500	300	37	3.03	D5020R-BV	16,556	N2	390	103	T21T1350	STR	417708-21
		MC2113ATZ	500	300	37	2.24	D5020RS-BV	20,894	N2	370 (c)	101,102	T21T1344	STAB	417708-21
25	1750/2300	MC2113ATZ	240	150	96	8.43	D2025R-BV	18,317	N2	370 (d)	103	T21T1371	STR	417708-21
		MC2113ATZ	500	300	46	3.32	D5025R-BV	18,317	N2	410	6,104	T21T1351	STR	417708-21
		LC2113ATZ	500	300	43	3.07	D5025RS-BV	22,483	N2	472 (c)	101,102	T21T1345	STAB	417708-21
		LC2113ATZ	240	150	109	10	D2030R-BV	19,905	N2	400	103	T21T1375	STR	417708-21
30	1750/2300	LC2113ATZ	500	300	52	3.3	D5030R-BV	19,905	N2	445	103	T21T1352	STR	417708-21
		SC2512ATZ	500	300	51	2.84	D5030RS-BV	30,609	N2	535 (c)	101,102	T25T1342	STAB	417708-21
		LC2115ATZ	500	300	54	3.95	D5130R-BV	26,587	N2	480	104	T21T1378	STR	417708-21
		LC2115ATZ	240	150	146	5.63	D2040R-BV	26,587	N2	480	6,103	T21T1380	STR	417708-21
40	1750/2100	MC2115ATZ	500	300	69	4.49	D5040R-BV	23,683	N2	501	103	T21T2353	STR	417708-21
		MC2512ATZ	500	300	68.5	2.88	D5040RS-BV	31,738	N2	570 (c)	6,101,102	T25T1344	STAB	417708-21
		LC2512ATZ	500	300	72	5.27	D5140R-BV	29,962	N2	640	104	T25T1355	STR	417708-21
		LC2115ATZ	500	300	87	3.95	D5050R-BV	26,587	N2	520	103	T21T2354	STR	417708-21
50	1750/2100	LC2512ATZ	500	300	84	3.38	D5050RS-BV	32,860	N2	660 (c)	6,101,102	T25T1339	STAB	417708-21
		C2514ATZ	500	300	87	4.06	D5150R-BV	34,634	N2	695	6,104	T25T1359	STR	417708-21
60	1750/2300	LC2512ATZ	500	300	102	4.61	D5060R-BV	29,962	N2	610	103	T25T2348	STR	417708-21
		MC2812ATZ	500	300	100	3.43	D5060RS-BV	45,623	N2	860 (c)	6,101,102	T28T1330	STAB	417708-26
75	1750/2100	C2515ATZ	500	300	102	5.18	D5160R-BV	39,995	N2	805	6,103	T25T1364	STR	417708-21
		C2514ATZ	500	300	124	6.21	D5075R-BV	34,634	N2	767	103	T25T2349	STR	417708-21
		LC2812ATZ	500	300	124	3.63	D5075RS-BV	50,462	N2	885 (c)	6,101,102	T28T1327	STAB	417708-26
		C2815ATZ	500	300	125	4.15	D5175R-BV	56,918	N2	1125	6,103	T28T1342	STR	417708-26
100	1750/2000	C2515ATZ	500	300	167	6.7	D50100R-BV	39,995	N2	890	103	T25T2350	STR	417708-21
		MC3212ATZ	500	300	162	3.34	D50100RS-BV	67,915	N2	1210 (c)	6,101,102	T32T1314	STAB	417708-26
		C2815ATZ	500	300	168	4.15	D51100R-BV	56,918	N2	1239	6,104	T28T1344	STR	417708-26
		C2813ATZ	500	300	204	6.93	D50125R-BV	49,873	N2	997	6,103	T28T1333	STR	417708-26
125	1750/2000	UC2813ATZ	500	300	204	6.93	D50125UR-BV	51,108	N2	945	5,6,103	T28T1349	STR	417708-26
		LC3212ATZ	500	300	203	4.4	D50125RS-BV	71,773	N2	1290 (c)	6,101,102	T32T1318	STAB	417708-26
		UC3214ATZ	500	300	204	8.37	D51125RR-BV	73,535	N2	1475	5,6,103	T32T1327	STR	417708-26
		C2815ATZ	500	300	250	10.64	D50150RE-BV	56,918	N2	1197	6, 103	T28T1352	STR	417708-26
150	1750/2000	UC2815ATZ	500	300	250	10.64	D50150URE-BV	58,152	N2	1197	5,6,103	T28T1351	STR	417708-26
		MC3612ATZ	500	300	240	4.81	D50150RS-BV	88,976	N2	1630 (c)	6,105	T36S1313	STAB	417708-26
		UC3214ATZ	500	300	322	8.37	D50200RR-BV	73,535	N2	1475	5,6,103	T32T1322	STR	417708-26
200	1750/2000	LC3612ATZ	500	300	321	5.41	D50200RS-BV	91,619	N2	1905 (c)	6,105	T36S1314	STAB	417708-26
		C3613ATZ	500	300	323	10.7	D51200R-BV	106,410	N2	1850	6,104	T36S1325	STR	417708-26

Notes: Encoder and tachometer kits available.

(a) Field amps at 25°C

(b) 210TC C-Face

(c) Extruder duty enclosed commutator design

(d) Power Code D

Product family code: R3B

RPM III wound field SCR drive DPG-FV motors, 240V and 500V armature, power code C

Hp	Base/Max Speed	NEMA Frame	Voltage D.C.		Full Load Amperage		Catalog Number	List Price	Mult. Sym.	Ap'x. Shpg. Wgt.	Notes	Reliance M/N	Field Type	XPY Tach Kit
			Arm.	Field	Arm.	Field (a)(b)								
250	1750/2000	ULC3612ATZ	500	300	405	8.87	D50250RR-BV	89,964	N2	1891	5,6,104	T36S1318	STR	417708-26
		C4011ATZ	500	300	400	6.63	D50250RS-BV	124,469	N2	2310 (c)	6,105	T40S1306	STAB	417708-26
300	1150/2000	MC4013ATZ	500	300	406	10.7	D51250R-BV	145,465	N2	2735	6,104	T40S1317	STR	417708-26
		LC3613ATZ	500	300	478	12.5	D50300R-BV	113,818	N2	2190	6,104	T36S1319	STR	417708-26
300	1750/2100	MC4013ATZ	500	300	478	6.5	D50300RS-BV	150,442	N2	2815 (c)	6,105	T40S1309	STAB	417708-26
		LC4013ATZ	500	300	485	13.2	D51300R-BV	163,196	N2	3015	6,104	T40S1320	STR	417708-26
400	1750/2000	MC4013ATZ	500	300	640	11.9	D50400R-BV	145,465	N2	3040	6,104	T40S1314	STR	417708-26
		LC4013ATZ	500	300	635	7.97	D50400RS-BV	168,174	N2	3040 (c)	6,105	T40S1311	STAB	417708-26
400	1150/1600	C4413ATZ	500	300	644	13	D51400R-BV	201,741	N2	3830	6,101,104	T44T1304	STR	417708-156
		C4412ATZ	500	300	797	10.8	D50500R-BV	196,381	N2	3480	6,101,104	T44T1305	STR	417708-156
500	1750/2050	C4412ATZ	500	300	797	10.8	D50500R-BV	196,381	N2	3480	6,101,104	T44T1305	STR	417708-156
		C4414ATZ	500	300	805	12.3	D51500R-BV	206,180	N2	4560	6,101,104	T44T1306	STR	417708-156

Notes: Encoder and tachometer kits available.

(a) Field amps at 25°C

(b) 210TC C-Face


(c) Extruder duty enclosed commutator design

(d) Power Code D

Product family code: R3B

RPM III wound field SCR drive DPG motors, 240V and 500V armature, power code C

3 thru 60 Hp



Features:

- Laminated square frame for improved commutation
- High limit thermostat
- Tachometer adaptable
- Class F insulation system
- Service line brushes with convenient wear indicating reference lines
- PLS™ bearing lubrication system for longer bearing and motor life

Applications:

- Metals
- Paper
- Web processes
- Extruders and packaging
- Machine tools

Hp	Base/Max Speed	NEMA Frame	Voltage D.C.		Full Load Amperage		Catalog Number	List Price	Mult. Sym.	Ap'x. Shpg. Wgt.	Notes	Reliance M/N	Field Type	XPY Tach Kit
			Arm.	Field	Arm.	Field (a)(b)								
3	1750/2300	DC189ATCZ (c)(e)	240	150	11	1.52	D2003R	9,216	N2	161	80,83	T18R1127	STAB	413336-1R
		C1811ATZ	500	300	5.2	0.72	D5003R	9,967	N2	197	80	T18R1333 (d)	STR	413336-1R
5	1750/2300	C1811ATZ	240	150	19.2	1.77	D2005R	10,358	N2	194	80,83	T18R1318 (d)	STAB	413336-1R
		C1811ATZ	500	300	9	1	D5005R	9,967	N2	194	80	T18R1334 (d)	STR	413336-1R
7 1/2	1750/2300	C1811ATZ	240	150	28	1.95	D2007R	10,358	N2	210	80,83	T18R1301 (d)	STAB	413336-1R
		C1811ATZ	500	300	13.5	1.29	D5007R	9,967	N2	197	80	T18R1335 (d)	STR	413336-1R
10	1750/2300	C1812ATZ	240	150	37	2.13	D2010R	11,335	N2	233	80,84	T18R1302 (d)	STAB	413336-1R
		C1812ATZ	500	300	17.4	1.09	D5010R	11,335	N2	227	80,85	T18R1307 (d)	STAB	413336-1R
15	1750/2300	SC2113ATZ	240	150	56	4.12	D2015R	15,311	N2	315	87	T21S1330	STAB	417708-21
		SC2113ATZ	500	150/300	27	1.76	D5015R	15,311	N2	320	87	T21S1322	STAB	417708-21
20	1750/2300	LC2113ATZ	240	150	74	4.23	D2020R	18,661	N2	403	87	T21S1331	STAB	417708-21
		MC2113ATZ	500	150/300	35	1.98	D5020R	17,074	N2	372	87	T21S1323	STAB	417708-21
25	1750/2300	LC2113ATZ	240	150	91.5	5.84	D2025R	18,661	N2	415	87	T21S1332	STAB	417708-21
		LC2113ATZ	500	150/300	43	2.63	D5025R	18,661	N2	394	87	T21S1324	STAB	417708-21
30	1750/2300	SC2512ATZ	240	150	111	3.45	D2030R	26,466	N2	515	87	T25S1330	STAB	417708-21
		SC2512ATZ	500	150/300	52	1.71	D5030R	26,466	N2	520	87	T25S1322	STAB	417708-21
40	1750/2300	LC2512ATZ	500	150/300	68	2.4	D5040R	28,717	N2	605	6,87	T25S1323	STAB	417708-21
50	1750/2300	MC2812ATZ	500	150/300	85	2.02	D5050R	41,092	N2	766	6,87	T28S1313	STAB	417708-26
		LC2812ATZ	500	300	100	2.78	D5060R	45,931	N2	860	6,87	T28S1314	STAB	417708-26

Notes: Encoder and tachometer kits available.

(a) Field amps at 25°C

(b) Field amps for high voltage connection

(c) 180 TC C-face

(d) Power Code D

(e) Top mounted conduit box, if blower added, blower must be mounted F-1 or F-2

Product family code: R3D

Definite purpose

Unit Handling

Brake

IEC Frame

50 Hertz

Inverter/Vector

DC

Accessories

Grinders

Motor Mod

RPM III DC motor encoder and tachometer kits

Applications: Encoder and tachometer kits for field installation

Features: Kits include the encoder or tachometer and all mounting hardware required for installation on RPM III DC motors.

Device Type	Output	Catalog Number	Frames	Enclosure	List Price	Mult. Sym.	Ap'x. Shpg. Wgt.
RD120-1	1 x 120 ppr	417708-30	DC180, C180, DC2112	DPG, DPFV	3,164	A8	5
		417708-32	C210-C250	DPG, DPFV, TENV	3,164	A8	5
		417708-33	C280-C400	DPG, DPFV, TENV	3,164	A8	5
RD120-2	2 x 120 ppr	417708-34	DC180, C180, DC2112	DPG, DPFV	3,764	A8	5
		417708-36	C210-C250	DPG, DPFV, TENV	3,764	A8	5
		417708-37	C280-C400	DPG, DPFV, TENV	3,764	A8	5
		417708-133	DC180, C180, DC2112	DPG, DPFV, TENV	4,036	A8	5
H20	1024 ppr	417708-134	C210-C250	DPG, DPFV, TENV	4,036	A8	5
		417708-135	C280-C400	DPG, DPFV, TENV	4,036	A8	5
		417708-151	C440	DPG, DPFV, TENV	4,036	A8	5
		417708-126	DC180, C180, DC2112	DPG, DPFV, TENV	5,128	A8	4
RL67	1024z ppr	417708-136	C210-C250	DPG, DPFV, TENV	5,128	A8	6
		417708-137	C280-C400	DPG, DPFV, TENV	5,128	A8	6
		417708-244	DC180, C180, DC2112	DPG, DPFV, TENV	4,673	N5	35
PTG459OAC	45/90VAC/ 1000RPM	417708-245	C210-C250	DPG, DPFV, TENV	4,673	N5	22
		417708-246	C280-C400	DPG, DPFV, TENV	4,673	N5	22

Encoder and tachometer mounting kits (less tach)

Applications: Encoder and tachometer kits for field installation

Features: Kits include all mounting hardware required for installation on RPM III DC motors. Feedback device not included.

Device Type	Catalog Number	Frames	Enclosure	List Price	Mult. Sym.	Ap'x. Shpg. Wgt.
XC42, XC46, BC42, BC46, H56, 800123-R & -S	413336-2R	DC180, C180, DC2112	DPG, DPFV, TENV	1,689	A8	9
	417708-22	C210-C250	DPG, DPFV, TENV	1,689	A8	9
	417708-27	C280-C400	DPG, DPFV, TENV	1,689	A8	9
XPY, XPYII, 5PY, RPY444	413336-1R	DC180, C180, DC2112	DPG, DPFV, TENV	1,689	A8	7
	417708-21	C210-C250	DPG, DPFV, TENV	1,689	A8	7
	417708-26	C280-C400	DPG, DPFV, TENV	1,689	A8	7
	417708-156	C440	DPG, DPFV, TENV	1,689	A8	8
	417709-17	C180	TEFC	4,245	A8	6
	417709-65	C210	TEFC	4,245	A8	6
	417709-66	C250	TEFC	4,245	A8	9
RL67	417709-67	C280	TEFC	4,245	A8	15
	417708-41	C210 - C250	DPG, DPFV, TENV	1,091	A8	2
	417708-42	C280 - C400	DPG, DPFV, TENV	1,091	A8	1

Blower kits for use with RPM III DC motors

Suitable for operation on 230/460V or 240/480V, 3-Phase, 50/60 Hz

Motor Frame	Catalog Number	List Price	Mult. Sym.	Ap'x. Shpg. Wgt. (lb)	Description
C180ATZ, DC180ATZ	417077-51	1,491	A8	44	Blower Kit Without Filter
C210ATZ	419947-29	1,491	A8	83	Blower Kit Without Filter
C250ATZ	419947-30	1,491	A8	39	Blower Kit Without Filter
C280ATZ	419947-32	1,823	A8	84	Blower Kit Without Filter
C320ATZ	419947-34	2,123	A8	90	Blower Kit Without Filter
C3612ATZ	417077-74	2,123	A8	90	Blower Kit Without Filter
C3613ATZ	417077-127	2,123	A8	110	Blower Kit Without Filter
C400ATZ	417077-75	2,324	A8	85	Blower Kit Without Filter
C440ATZ	417077-126	4,738	A8	225	Blower Kit Without Filter

Filter kits for use with DPF-FV, RPM III DC motors

Suitable for operation on 230/460V or 240/480V, 3-Phase, 50/60 Hz

Motor Frame	Catalog Number	List Price	Mult. Sym.	Ap'x. Shpg. Wgt. (lb)	Description
C180ATZ, DC180ATZ	417077-57	911	A8	2	Washable Wire Mesh Canister Type
C2113ATZ	417077-58	911	A8	4	Washable Wire Mesh Canister Type
C2115ATZ	417077-59	911	A8	4	Washable Wire Mesh Canister Type
C2512ATZ	417077-58	911	A8	4	Washable Wire Mesh Canister Type
C2514ATZ	417077-59	911	A8	4	Washable Wire Mesh Canister Type
C2515ATZ	417077-59	911	A8	4	Washable Wire Mesh Canister Type
C2812ATZ	417077-59	911	A8	4	Washable Wire Mesh Canister Type
C2813ATZ	417077-59	911	A8	4	Washable Wire Mesh Canister Type
C2815ATZ	417077-59	911	A8	4	Washable Wire Mesh Canister Type
C3210ATZ	417077-59	911	A8	4	Washable Wire Mesh Canister Type
C3212ATZ	417077-59	911	A8	4	Washable Wire Mesh Canister Type
C3214ATZ	417077-59	911	A8	4	Washable Wire Mesh Canister Type
C3612ATZ	417077-65	1,165	A8	7	Washable Wire Mesh Canister Type
C3613ATZ	417077-102	1,642	A8	6	Washable Wire Mesh Canister Type
C400ATZ	417077-102	1,642	A8	6	Washable Wire Mesh Canister Type
C440ATZ	417077-124	1,893	A8	22	Square Replaceable Polyester Type

Sliding Bases for RPM III DC motors


Suitable for operation on 230/460V or 240/480V, 3-Phase, 50/60 Hz

Applications: Used for adjusting belt tension on belted applications. Not suitable for wall or ceiling mounting.

Motor Frame	Catalog Number	List Price	Mult. Sym.	Ap'x. Shpg. Wgt. (lb)	Description	Dimension Sheet
DC1810ATZ	42384-26D	340	A8	14	Standard Duty	609987-501
DC1811ATZ	42384-26BE	340	A8	17	Heavy Duty	609987-501
C1811ATZ	42384-26BE	319	A8	17	Heavy Duty	609987-1
C1812ATZ	42384-26BF	319	A8	17	Heavy Duty	609987-1
DC2112ATZ	42384-26BH	340	A8	29	Heavy Duty	609958-51
C2113ATZ	419914-1A	340	A8	50	Heavy Duty	609957-1
C2512ATZ	419914-1B	634	A8	33	Heavy Duty	609957-1
C2514ATZ	419914-1R	1223	A8	59	Heavy Duty	609957-1
C2515ATZ	419914-1S	634	A8	36	Heavy Duty	609957-1
UC2812ATZ	419914-1C	1,223	A8	37	Heavy Duty	609957-1
UC2813ATZ	419914-1T	1,223	A8	26	Heavy Duty	609957-1
UC2815ATZ	419914-1U	1,223	A8	42	Heavy Duty	609957-1
UC3212ATZ	419914-1D	1,606	A8	69	Heavy Duty	609977-1
UC3214ATZ	419914-1W	1,606	A8	76	Heavy Duty	609977-1
UC3612ATZ	419914-1E	2,166	A8	76	Heavy Duty	609977-1

SCR drive motors, shunt wound – DPF, self ventilated, rigid base

5 thru 250 Hp



Features:

- High dielectric stability
- Low moment of inertia armature for fast response
- Includes thermostat on interpole
- Constant pressure brush springs and longer brushes for reduced maintenance
- Class F insulation system
- Includes grease fittings and reliefs for bearing maintenance
- Tachometer adaptable

Applications:

- Conveyors
- Plastic extruders
- Packaging machinery
- Other constant torque applications

Hp	Base/Max Speed (a)	NEMA Frame	Voltage D.C.		Full Load Amperage		Catalog Number	List Price Motors Only (c)	Mult. Sym.	Ap'x. Shpg. Wgt. (d)	XPY Tach Kit	Blower Catalog Number	Notes (e)
			Arm.	Field	Arm.	Field (b)							
5	1750/2300	L186AT	240	150/300	17.7	.74	D2005P	9,101	N2	180	TKP1836XP	FVB3180	2,20
			500	150/300	8.5	.669	D5005P	9,101	N2	162	TKP1836XP	FVB3180	2,20
7 1/2	1750/2300	1810AT	240	150/300	27.8	.92	D2007P	10,603	N2	218	TKP1836XP	FVB3180	2,20
		218AT	500	150/300	13.2	.685	D5007P	10,603	N2	235	TKP1836XP	FVB3210	2,20
10	1750/2300	219AT	240	150/300	36.6	2.14	D2010P	10,800	N2	245	TKP1836XP	FVB3210	2,20
			500	150/300	17.2	1.36	D5010P	10,800	N2	255	TKP1836XP	FVB3210	2,20
15	1750/2300	258AT	240	150/300	55	2.60	D2015P	12,088	N2	375	TKP1836XP	FVB3250	2,20
			500	150/300	25.2	1.39	D5015P	12,088	N2	375	TKP1836XP	FVB3250	2,20
20	1750/2300	259AT	240	150/300	70.5	2.48	D2020P	12,736	N2	430	TKP1836XP	FVB3250	2,20
			500	150/300	35.1	1.24	D5020P	12,736	N2	430	TKP1836XP	FVB3250	2,20
25	1750/2300	288AT	240	150/300	89.2	2.96	D2025P	15,694	N2	575	TKP1836XP	FVB4280	2,20
		287-8AT	500	150/300	43.4	1.64	D5025P	15,694	N2	490	TKP1836XP	FVB4280	2,20
30	1750/2300	288AT	240	150/300	106	2.96	D2030P	15,694	N2	595	TKP1836XP	FVB4280	2,20
			500	150/300	50	2	D5030P	15,694	N2	590	TKP1836XP	FVB4280	2,20
40	1750/2100	328AT	500	150/300	67.9	2.16	D5040P	21,005	N2	784	TKP1836XP	FVB6320	2,20
50	1750/2100	328AT	500	150/300	83.7	1.99	D5050P	21,005	N2	822	TKP1836XP	FVB6320	2,20
60	1750/2100	365-6AT	500	150/300	98.6	1.74	D5060P	28,164	N2	790	TKP1836XP	FVB6400	2,20
75	1750/2100	366AT	500	150/300	123	1.48	D5075P	28,164	N2	905	TKP1836XP	FVB6400	2,20
100	1750/2000	368AT	500	150/300	158	3	D50100P	37,985	N2	1100	TKP1836XP	FVB6400	2,20
125	1750/2000	407AT	500	150/300	200	3	D50125P	43,687	N2	1445	TKP400XP	FVB6400	2,20
150	1750/2000	409AT	500	150/300	237	2.34	D50150P	54,469	N2	1785	TKP400XP	FVB6400	2,20
200	1750/1900	504AT	500	150/300	320	3.9	D50200P	67,961	N2	2095	TKP500XP	FVB8500	2,20
250	1750/1900	506AT	500	150/300	392	5.01	D50250P	81,440	N2	2540	TKP500XP	FVB8500	2,20

Notes:

(a) DPF enclosure is self-ventilated. Speed can be reduced to approximately 60% of base speed with constant torque.

Product family code: RSV

See performance data in CA608 catalog for specific speed-torque curves. Separate blower can be used to increase operating range below 60% of base speed.

(b) Field amps are for 150V connection on 240VDC motors; 300V connection on 500VDC motors.


(c) Does not include price of blower.

(d) Does not include weight of blower.

(e) See notes on inside back flap.

180 frame motors are supplied without external conduit box, see online layout drawing for details.

SCR drive motor, shunt and stabilized shunt wound DPBV enclosure – rigid base 40 thru 500 Hp



Features:

- High dielectric stability
- Low moment of inertia armature for fast response
- Includes thermostat on interpole
- Constant pressure brush springs and longer brushes for reduced maintenance
- Class F insulation system
- Includes grease fittings and reliefs for bearing maintenance
- Tachometer adaptable
- Blower-ventilated, includes filter

Applications:

- Conveyors
- Plastic extruders
- Packaging machinery
- Other constant torque applications

Hp	Base/Max Speed	NEMA Frame	Voltage D.C.		Full Load Amperage		Catalog Number	List Price w/Blower & Filter	Mult. Sym.	Ap'x. Shpg. Wgt.	XPY Tach Kit	Notes (b)
			Arm.	Field	Arm.	Field (a)						
40	1750/2100	328AT	240	150/300	138	2.64	D2040P-BV	24,447	N2	855	TKP1836XP	2,20
			500	150/300	67.9	2.16	D5040P-BV	24,447	N2	830	TKP1836XP	2,20
50	1750/2100	328AT	240	150/300	175	2.64	D2050P-BV	24,447	N2	873	TKP1836XP	2,20
			500	150/300	83.7	1.99	D5050P-BV	24,447	N2	885	TKP1836XP	2,20
60	1750/2100	366AT	240	150/300	201	5.58	D2060P-BV	31,637	N2	980	TKP1836XP	2,20
		365-6AT	500	150/300	98.6	1.74	D5060P-BV	31,637	N2	880	TKP1836XP	2,20
75	1750/2100	366AT	240	150/300	256	5.58	D2075P-BV	31,637	N2	975	TKP1836XP	2,20
			500	150/300	123	1.48	D5075P-BV	31,637	N2	960	TKP1836XP	2,20
100	1750/2000	368AT	500	150/300	158	3	D50100P-BV	41,458	N2	1145	TKP1836XP	2,20
125	1750/2000	368AT	500	150/300	197	3	D50125P-BV	41,458	N2	1170	TKP1836XP	2,20
150	1750/2000	407-9AT	500	150/300	238	2.69	D50150P-BV	47,510	N2	1519	TKP400XP	2,20
200	1750/1900	409AT	500	150/300	311	3.75	D50200P-BV	59,181	N2	1830	TKP400XP	2,20
250	1750/1900	504-6AT	500	150/300	405	4.85	D50250P-BV	72,450	N2	2175	TKP500XP	2,20
300	1750	506AT	500	150/300	478	6.2	D50300P-BV	85,928	N2	2629	TKP500XP	2,20
400	1750/1900	508AT	500	150/300	624	6.07	D50400P-BV	121,298	N2	3285	TKP5006XP	2,20
500	1750/1900	5010AT	500	150/300	788	6.03	D50500P-BV	159,295	N2	4170	TKP500XP	2,20

Notes:

- (a) Field amps are for 150V connection on 240VDC motors; 300V connection on 500VDC motors.
 (b) See notes on inside back flap.

Product family code: RBV

SCR drive motor, 240V armature – 240V field shunt wound DPFG – Self-ventilated rigid base and C-Face 3 thru 15 Hp



Features:

- High dielectric stability
- Low moment of inertia armature for fast response
- Includes thermostat on interpole
- Constant pressure brush springs and longer brushes for reduced maintenance
- Class F insulation system
- Includes grease fittings and reliefs for bearing maintenance
- Power Code C or M-G sets
- Maximum RPM by field weakening

Applications:

- Textile equipment
- Conveyors
- Plastic extruders
- Packaging machinery
- Other constant torque applications

Hp	Base/Max Speed	NEMA Frame	Voltage D.C.		Full Load Amperage		Catalog Number	List Price Motor (b)	Mult. Sym.	Ap'x. Shpg. Wgt. (c)	XPY Tach Kit	Blower Catalog Number	Notes (d)
			Arm.	Field	Arm.	Field (a)							
3	1750/2300	L186ATC	240	120/240	10.6	.445	CD2003P-2	9326	N2	170	TKP1836XP	FVB3180	2
5	1750/2300	L186ATC	240	120/240	17.7	.484	CD2005P-2	9369	N2	170	TKP1836XP	FVB3180	2
7 1/2	1750/2300	1810ATC	240	120/240	28.1	.458	CD2007P-2	10821	N2	222	TKP1836XP	FVB3180	2
10	1750/2300	219ATC	240	120/240	36.6	1.26	CD2010P-2	11207	N2	250	TKP1836XP	FVB3210	2
15	1750/2300	258ATC	240	120/240	55	1.25	CD2015P-2	12720	N2	408	TKP1836XP	FVB3250	2

Notes:

- (a) Field amps for 240VDC connection.
 (b) Does not include price of blower and filter.
 (c) Does not include weight of blower and filter. Tach mounting kits available.
 (d) See notes on inside back flap. 180 frame motors are supplied without external conduit box, see online layout drawing for details.

Product family code: RSV

Shunt wound SCR drive motor – TEFC, rigid base

5 thru 25 Hp



Features:

- Includes thermostat on interpole
- Constant pressure brush springs and longer brushes for reduced maintenance
- Class F insulation system
- Includes grease fittings and reliefs for bearing maintenance
- Tachometer adaptable

Applications:

- Conveyors
- Packaging machinery

Hp	Base/Max Speed	NEMA Frame	Voltage D.C.		Full Load Amperage		Catalog Number	List Price Motors Only	Mult. Sym.	Ap'x. Shpg. Wgt.	XPY Tach Kit	Notes (b)
			Arm.	Field	Arm.	Field (a)						
5	1750/2300	1810AT	240	150/300	17.6	0.764	D2505P	10,460	N2	220	N/A	2
			500	150/300	8.3	0.382	D5505P	10,460	N2	214	N/A	2
7 1/2	1750/2300	2110AT	240	150/300	26.6	2.10	D2507P	12,308	N2	300	TKP2136XPT	2
			500	150/300	12.3	1.05	D5507P	12,308	N2	310	TKP2136XPT	2
10	1750/2300	259AT	240	150/300	34.3	1.72	D2510P	13,875	N2	250	TKP2136XPT	2
			500	150/300	16.3	0.86	D5510P	13,875	N2	250	TKP2136XPT	2
15	1750/2300	288AT	240	150/300	51.7	1.96	D2515P	17,896	N2	630	TKP2136XPT	2
			500	150/300	24.5	0.99	D5515P	17,896	N2	630	TKP2136XPT	2
20	1750/2300	328AT	240	150/300	68.8	2.22	D2520P	23,569	N2	850	TKP2136XPT	2
			500	150/300	32.7	1.11	D5520P	23,569	N2	875	TKP2136XPT	2
25	1750/2300	328AT	240	150/300	84.8	2.22	D2525P	23,569	N2	872	TKP2136XPT	2
			500	150/300	40.9	1.11	D5525P	23,569	N2	875	TKP2136XPT	2

Notes: Product family code: RFC


(a) Field amps are for 150V connection on 240VDC motors; 300V connection on 500VDC motors. Tach mounting kits available.

(b) See notes on inside back flap.

180 frame motors are supplied without external conduit box, see online layout drawing for details.

Lifting magnet generators

5 thru 40 kW



Features:

- Class H insulation with Class F temperature rise
- Precision brush holders
- Constant pressure brush springs
- Double sealed bearings
- Compound wound with drooping voltage characteristics
- CDMG generators have C-face and base mounting

Applications:

- Crane mounted lifting magnets


kW	Base Speed	NEMA Frame	Voltage D.C.		Full Load Amperage		Catalog Number	List Price	Mult. Sym.	Ap'x. Shpg. Wgt.	Field Control Rheostat		Notes (a)
			Arm.	Field	Arm.	Field					Ohms	Amp Max.	
5	2500	1810AT	230	230	21.7	0.62	DMG2305	10,670	N2	220	300	0.85	2
7 1/2	2500	219AT	230	230	32.6	1.15	DMG2307	10,682	N2	245	150	1.6	2
10	2500	219AT	230	230	43.5	0.878	DMG2310	10,777	N2	250	200	1.4	2
		219ATC	230	230	43.5	0.878	CDMG2310	10,999	N2	250	200	1.4	2
15	1750	259AT	230	230	65	1.33	DMG2315	16,097	N2	250	200	1.82	2
		259ATC	230	230	65	1.33	CDMG2315	16,684	N2	250	200	1.82	2
20	1750	288AT	230	230	87	1.8	DMG2320	17,622	N2	595	125	2.52	2
		288ATC	230	230	87	1.8	CDMG2320	18,625	N2	613	125	2.52	2
25	1750	328AT	230	230	109	2.13	DMG2325	19,269	N2	820	100	3.0	2
		328ATC	230	230	109	2.13	CDMG2325	20,265	N2	886	100	3.0	2
33	1750	328AT	230	230	144	2.13	DMG2333	24,435	N2	840	100	3.0	2
		328ATC	230	230	144	2.13	CDMG2333	25,423	N2	880	100	3.0	2
40	1750	329AT	230	230	174	3.7	DMG2340	26,785	N2	910	50	5.2	2

Notes: Product family code: RLM

Field control rheostat and meters are not included in price or available from ABB.

(a) See notes on inside back flap.

Tach mounting kits and cooling blowers for DC integral Hp motors



Applications: Allows addition of DC, AC and digital tachometers to large DC motors for closed-loop operation.

Features: Tach mounting kits supply adapter, coupling, accessory shaft and mounting hardware. Allows mounting to 8.5 inch accessory face on most large DC motors.

Tach mounting kits for DC integral Hp motor catalog no. ending with "P"

Tach Type	Motor Frame	Motor Enclosure	Catalog Number	List Price	Mult. Sym.	Ap'x. Shpg. Wgt.
XPYII	180/360	DPPG, DPBV	TKP1836XP	1,142	A8	1
XPY, DPY BTG1000	210/360	TEFC	TKP2136XPT	1,142	A8	13
	400	DPPG, DPBV	TKP400XP	1,142	A8	2
	500	DPPG, DPBV	TKP500XP	1,142	A8	3
XC42 or XC46	210/360	DPPG, DPBV	TKP2136XC	1,689	A8	16
	500	DPPG, DPBV	TKP500XC	1,689	A8	7
	180/360	DPPG, DPBV	TKP1836ENC	867	A8	17
ENC00NV ENCODER	400	DPPG, DPBV	TKP400ENC	867	A8	16
	500	DPPG, DPBV	TKP500ENC	867	A8	17
	210/360	DPPG, DPBV	TKP2136NC	65	A8	3
NCS PANCAKE	400	DPPG, DPBV	TKP400NC	65	A8	1
	500	DPPG, DPBV	TKP500NC	575	A8	1
	210/360	DPPG, DPBV	TKP2136AC	65	A8	2
AC PANCAKE	400	DPPG, DPBV	TKP400AC	65	A8	1
	500	DPPG, DPBV	TKP500AC	65	A8	1

Blower and mounting kits for DC integral Hp motor catalog no. ending with "P"

Motor Frame	Catalog Number	Blower Power	Blower Size	List Price	Mult. Sym.	Ap'x. Shpg. Wgt.
Blower and mounting kit						
180	FVB3180	1 PH	LM 3	1,491	A8	18
210	FVB3210	3 PH	LM 3	1,491	A8	25
250	FVB3250	3 PH	LM 3	1,491	A8	19
280	FVB4280	3 PH	LM 4	1,823	A8	44
320	FVB6320	3 PH	LM 6	2,123	A8	46
360-400	FVB6400	3 PH	LM 6	2,323	A8	59
504-506	FVB8500	3 PH	LM 8	2,750	A8	93
508-5012	FVB95010 (a)	3 PH	LM 9	4,238	A8	171
Filter and hardware for above blowers						
180, 210, 250	FLT3210-250 (b)	-	LM 3	791	A8	2
280	FLT4280	-	LM 4	791	A8	9
320, 360, 400	FLT6320-400	-	LM 6	791	A8	14
504-506	FLT8500	-	LM 8	965	A8	9

Notes:

(a) Includes Blower and Filter.

(b) Also used with FVB3180.

Tachometer generators DC, AC and digital output



Applications: Speed feedback for controls (encoders also offer position feedback).

Features: Ball bearing construction, standard mounting flanges and/or feet.

Generator Type	Voltage	Catalog Number	List Price	Mult. Sym.	Ap'x. Shpg. Wgt.
XPY flange mount (DC)					
30AFL-O	50VDC	BTG1000	559	N5	7
XPYIII	100VDC	BTG100XPS	1,021	N5	6
XPYII	100VDC	PTG100XPS	1,509	N5	10
XPY	100VDC	PTG100XP	1,453	N5	6
XPYIII	50VDC	BTG50XPS	1,021	N5	2
XPYII	50VDC	PTG50XPS	1,509	N5	8
XPY	50VDC	PTG50XP	1,453	N5	6
XPY washdown flange mount (DC)					
XPYII	100VDC	PTGWD100XPS	1,607	N5	10
XPYIII	100VDC	BTGWD100XPS	1,214	N5	2
XPYII	50VDC	PTGWD50XPS	1,607	N5	10
XPYIII	50VDC	BTGWD50XPS	1,214	N5	2
Encoder based digital PY flange mount					
DPY	1024PPR	PTG1024LD (a)	1,895	N5	1
Electrically isolated encoder					
E-ACC	1024PPR	ENC00NV (a) (b)	1,932	A8	2
Metric flange mount (DC)					
XPY	60VDC	PTG60XP-M (c)	1,453	N5	5
XPYII	60VDC	PTG60XPS-M (c)	1,509	N5	11
XPYIII	60VDC	BTG60XPS-M (c)	1,021	N5	2
Foot mount (DC)					
XPY	100VDC	PFTG100XP	1,453	N5	6
XPY	50VDC	PFTG50XP	1,453	N5	6
Foot mount with face (DC)					
XC42	100VDC	PFTG42100X	2,857	N5	33
XC42	50VDC	PFTG4250XC	2,920	N5	32
XC46	100VDC	PFTG46100X	5,021	N5	43
XC46	50VDC	PFTG4650XC	5,021	N5	44
Pancake mount (AC & DC)					
AC	45/90VAC	PTG4590AC (d)	1,396	N5	8
NCS	50VDC	PTG50NC (d)	2,085	N5	8

Notes:

Flange mounted tachs require tach adapters.

XPY tachs have UL listing, file number E109527, CSA file number LR36841-5, XPYII tachs are pending approval.

(a) See Feedback Cable Assemblies for cables.

(b) Electrically isolated encoder & kit: Mounts to SCR motors using appropriate adapter shown on page 255 may eliminate the need for EXB00801 isolated encoder feedback board.

(c) Requires adapter for metric flange tach. Will not mount on adapters for PY flanges.

(d) Does not mount to TEFC. See catalog MN605 for details. Will only mount to DPFG and DPBV rigid base mount motors using tach mounting adapter.

Product Family Code:	Flange Mount	TFL
	Washdown	TWD
	Flange Metric	TFM
	Foot Mount	TFT
	Foot with Face Mount	TFF
	Pancake Mount	TPM

Field conversion tach mounting kits

For permanent magnet and shunt wound motors



For PY Flange mounted BTG1000, XPY, XPYII and DPY tachometers.

Complete kits consisting of fan cover (except TK3300), shaft extension coupling and tach adapter bracket with miscellaneous hardware. If you prefer, the conversion can be made by Motor Mod Express®. Tach kits will not work with explosion proof motors (CDPX or CDX). See PY flange mount tachs.

Baldor-Reliance® Motor Type	Kit Catalog Number	List Price	Mult. Sym.	Ap'x. Shpg. Wgt.
3300P	TK3300	202	A8	1
3400D/P	TK3400	358	A8	4
3500D/P	TK3500	377	A8	9
3600D	TK3600	498	A8	10
3600P	TK3600PM	498	A8	7

Definite purpose

Unit Handling

Brake

IEC Frame

50 Hertz

Inverter/Vector

DC

Accessories

Grinders

Motor Mod

NEMA 1 enclosed DC controls for PMDC and shunt wound motors

1/100 thru 2 Hp, 115/230 VAC, single phase, 50/60 Hz

Applications: General purpose industrial use with permanent magnet or shunt wound DC motors.

Features: SCR controls have a free-wheeling diode and feature adjustable accel, decel, current limit, IR comp, min. and max speed pots to match applications. The anti-demag feature protects PM motors and helps protect the SCR power bridge against direct shorts.

Rugged all-metal NEMA 1 / IP20 enclosure. Unidirectional drives - change motor rotation by switching armature leads or by adding Forward/Brake/Reverse switch kit, if available.

The controls have US and Canadian UL component recognition.

A Plug-in Horsepower Resistor[®] and armature fuse must be ordered and installed in BC138, BC139, BC140, BC140-FBR, BC141 and BC142.



BC140-FBR
Enclosed
(NEMA 1)



BC138
Enclosed
(NEMA 1)

Catalog Number	Hp Range & Input Voltage		Description	Max Input Current (AC Amps)	Max Output Current (DC Amps)	List Price	Mult. Sym.	Apr'x. Shpg. Wgt. (lbs)
	115VAC Input / 90VDC Armature	230VAC Input / 180VDC Armature (c)						
BC138	1/100 - 1/3	—	Enclosed SCR control, single voltage	5	3.5	218	E9	1
BC139	—	1/50 - 3/4	Enclosed SCR control, single voltage	5	3.5	218	E9	1
BC140	1/100 - 3/4	1/50 - 1.5	Enclosed SCR control, optional heatsink, dual voltage	12	6	369	E9	3
	1/100 - 1 (a)	1/50 - 2 (a)		16 (a)	12 (a)			
BC140-FBR (b)	1/100 - 3/4	1/50 - 1.5	BC140 with BC144 Forward/Brake/Reverse switch factory installed	12	6	510	E9	3
	1/100 - 1 (a)	1/50 - 2 (a)		16 (a)	12 (a)			

Notes:

(a) Max rating of 1 Hp at 115V and 2 Hp at 230V requires BC143 heatsink kit. See specification pages at the end of this section for details.

(b) FBR = Forward/Brake/Reverse switch installed

(c) Drives with 230V input can operate 90V motors at reduced performance levels. Refer to Installation & Operation Manual for details.

A Plug-in Horsepower Resistor[®] and armature fuse must be ordered and installed in BC138, BC139, BC140 and BC140-FBR.

DC control accessories

Catalog Number	Description	List Price	Mult. Sym.	Apr'x. Shpg. Wgt.
BC24-LF	Ac Line Filter for use with CE Applications (24 Amps AC Max.)	75	E9	1
BC143	External Heatsink Kit (BC140, BC140-FBR, BC141, BC142, BC204)	72	E9	2
BC144	Forward-Brake-Reverse Switch Kit for BC140	124	E9	1
BC145	Signal Isolator Board	211	E9	1
BC147	Barrier Terminal Board (BC141 and BC142)	30	E9	1
BC148	Replacement Potentiometer Kit (5K ohm)	13	E9	1
BC149	Knob and Dial Kit	15	E9	1
BC152	Barrier Terminal Board With Signal Isolator (BC141 and BC142)	193	E9	1
BC218	DIN-rail mounting kit for BC141, BC142 or BC204	36	E9	1

Notes:

BC24-LF is an AC line filter required for applications where CE is required if the control is not filtered elsewhere in the application. This filter may be used on most 115 or 230 VAC, single phase applications where CE is required.

Chassis mount DC controls

1/100 thru 1.5 Hp, 115 VAC, single phase, 50/60 Hz

1/50 thru 5 Hp, 230 VAC, single phase, 50/60 Hz



BC142

Applications: General purpose industrial use with permanent magnet or shunt wound DC motors.

Features: Chassis-mount SCR controls have a free-wheeling diode and feature adjustable accel, decel, current limit, IR comp, min and max speed pots to match applications. The anti-demag feature protects PM motors and helps protect the SCR power bridge against direct shorts. The controls have US and Canadian UL component recognition.

A Plug-in Horsepower Resistor® and armature fuse **must** be ordered and installed in all versions of BC141 and BC142.

Catalog Number	Hp Range & Input Voltage		Description	Max Input Current (AC Amps)	Max Output Current (DC Amps)	List Price	Mult. Sym.	Apr'x. Shpg. Wgt. (lbs.)
	115VAC Input / 90VDC Armature	230VAC Input / 180VDC Armature (c)						
Chassis mount – SCR controls								
BC141	1/100 - 0.75	—	Chassis SCR control, optional heatsink, single voltage	12.0	8.0	202	E9	1
	1/100 - 1.5 (a)	—		24.0 (a)	16.0 (a)			
BC141-SIH	1/100 - 0.75	—	BC141 with BC152 Signal Isolator and BC143 Heatsink factory installed	12.0	8.0	477	E9	2
	1/100 - 1.5 (a)	—		24.0 (a)	16.0 (a)			
BC142	—	1/100 - 1.5	Chassis SCR control, optional heatsink, single voltage	12.0	8	202	E9	2
	—	1/100 - 3.0 (a)		24.0 (a)	16.0 (a)			
BC142-SIH	—	1/100 - 1.5	BC142 with BC152 Signal Isolator and BC143 Heatsink factory installed	12.0	8.0	499	E9	2
	—	1/100 - 3.0 (a)		24.0 (a)	16.0 (a)			
BC142-5	1/100 - 0.75	1/100 - 1.5	Chassis SCR Control, optional heatsink, dual voltage, supplied without fuses and fuse holders	12.0	8.0	225	E9	1
	1/100 - 1.5 (a)	1/100 - 3.0 (a)		24.0 (a)	16.0 (a)			
BC142-6	1/100 - 0.75	1/100 - 1.5	Chassis SCR control, optional heatsink, dual voltage	12.0	8.0	224	E9	1
	1/100 - 1.5 (a)	1/100 - 3.0 (a)		24.0 (a)	16.0 (a)			
BC142-6-SIH	1/100 - 0.75	1/100 - 1.5	BC142-6 with BC152 signal isolator board and BC143 Heatsink factory installed	12.0	8.0	499	E9	1
	1/100 - 1.5 (a)	1/100 - 3.0 (a)		24.0 (a)	16.0 (a)			
BC155	—	5.0	Chassis SCR control with heatsink, single voltage	38.0	26.0	660	E9	5
Chassis mount – line regenerative SCR controls								
BC204	1/6 - 0.75	1/3 - 1.0	Chassis regen SCR control, optional heatsink, dual voltage	12.0	8.0	377	E9	3
	1/6 - 1.5 (a)	1/3 - 2.0 (a)		16.0 (a)	11.0 (a)			
BC204-BPSI	1/6 - 0.75	1/3 - 1.0	BC204 with BC215 Bi-polar Signal Isolator factory installed	12.0	8.0	487	E9	3
	1/6 - 1.5 (a)	1/3 - 2.0 (a)		16.0 (a)	11.0 (a)			
BC200	1/8 - 1.0	1/4 - 2.0	Chassis regen SCR control, optional heatsink, dual voltage	16.0	11.0	704	E9	4
BC201	1/8 - 1.5	1/4 - 3.0	Chassis regen SCR control, optional heatsink, dual voltage	16.0	16.0	836	E9	1
BC203	—	5.0	Chassis regen SCR control, with heatsink, single voltage	38.0	25.0	1,052	E9	10

Notes:

Chassis mount controls include 5k speed potentiometer.

Chassis mount control accessories are shown on the previous page

(a) BC143 Heatsink kit required for higher power ratings. See accessory table at the end of this section for details.

(b) Except for BC203, drives with 230V input can operate 90V motors at reduced performance levels. Refer to Installation & Operation Manual for details.

Plug-in horsepower resistor and fuse kit



Horsepower resistors should be selected based on the motor's rated current. The price of the Hp resistor and fuse is included in the BC138, BC139, BC140, BC140-FBR, BC141 and BC142 list price.

See selection below for catalog number.

Ordered as a separate item and shipped at no charge with a drive. Spare resistor kits are available for \$11.00 list, E9 multiplier.

Motor Hp Armature Voltage		Plug-In Hp Resistor Resistance Value (Ohms)	Catalog Number	Ap'x DC Current (Amps)	DC Fuse Rating For Armature
90-130V	180V				
1/100	1/50	1.0	BR1000	0.20	0.5
1/50	1/25	0.51	BR0510	0.30	0.5
1/30	1/15	0.35	BR0350	0.33	0.5
1/20	1/10	0.25	BR0250	0.5	0.75
1/15	1/8	0.25	BR0251	0.8	1.0
1/12	1/6	0.18	BR0180	0.85	1.25
1/8	1/4	0.1	BR0100	1.3	2.0
1/6	1/3	0.1	BR0101	2.0	2.5
1/4	1/2	0.05	BR0050	2.5	4.0
1/3	3/4	0.035	BR0035	3.3	5.0
1/2	1	0.025	BR0025	5.0	8.0
3/4	1 1/2	0.015	BR0015SP	7.5	12.0
1 (a)	2 (a)	0.01	BR0010SP	10	15.0
1 1/2 (a)	3 (a)	0.006	BR0006	15	25.0 (b)

Notes:

(a) External heatsink required.

(b) Also used with AC line fuse. For AC line fuse rating see manual.

NEMA 4X DC control and accessories

1/4 thru 2 Hp, 115/230 VAC, single phase, 50/60 Hz

3 Hp, 230 VAC, single phase, 50/60 Hz



BC154 / BC160 / BCWD140 / BC354

Applications: Constant torque, new or replacement.

Features: NEMA 4X / IP65 sealed enclosure with built-in heatsink for wet/dirty environments. BC154, BCWD140 and BC160 are unidirectional controls. Change motor direction by switching armature leads or by adding Forward/Brake/Reverse switch kit, if available. BC254 is a line regenerative SCR control for reversing applications and can drive the motor to a timed stop. BC354 is a PWM control that provides low-ripple DC power to the motor allowing more Hp when used with a 130 or 260 VDC motor. BC154, BC160, BC254 and BC354 are painted light gray and come with a start-stop switch. BCWD140 has a white epoxy coating (ideal for food processing applications) with forward/brake/reverse and run-jog switches installed. All offer a choice of armature or tachometer feedback and a speed or torque mode.

No Hp resistors are needed for these controls and current is jumper selectable.

Catalog Number	Hp Range & Input Voltage		Description	Max Input Current (AC Amps)	Max Output Current (DC Amps)	List Price	Mult. Sym.	Apr'x. Shpg. Wgt. (lbs.)
	115VAC Input / 90VDC Armature	230VAC Input / 180VDC Armature (c)						
NEMA 4X / IP65 Washdown duty SCR controls								
BC154	1/50 - 1	1/25 - 2	Enclosed SCR control, dual voltage	15.0	10.2	467	E9	5
BC154-P	1/50 - 1	1/25 - 2	BC154 with Power switch instead of Start/Stop switch	15.0	10.2	467	E9	5
BC154-R	1/50 - 1	1/25 - 2	BC154 with BC156 - Fwd/Brake/Rev Switch factory installed	15.0	10.2	616	E9	5
BC154-SI	1/50 - 1	1/25 - 2	BC154 with BC145 Signal Isolator Board and BC158 Auto/Man Switch Kit factory installed	15.0	10.2	751	E9	5
BC160	1.5	3	Enclosed SCR control, dual voltage	22.0	15.0	537	E9	3
NEMA 4X / IP65 Washdown duty SCR control with white epoxy coating								
BCWD140	1/50 - 1	1/25 - 2	Enclosed SCR control, dual voltage, white epoxy coating	15.0	10.2	625	E9	6
NEMA 4X / IP65 Washdown duty line regenerative SCR control								
BC254	1/10 - 1	1/5 - 2	Enclosed regen SCR control, dual voltage (a)	15.0	11.0	673	E9	5
BC254-FBR	1/10 - 1	1/5 - 2	BC254 with Power On/Off switch instead of Start/Stop switch and BC253 Fwd-Brake-Rev Switch factory installed	15.0	11.0	706	E9	5
NEMA 4X / IP65 Washdown duty PWM control								
BC354	1/50 - 0.75	1/25 - 1.5	Enclosed PWM control, dual voltage, with SCR rated motor	11.5	7.5	723	E9	5
	1/30 - 1 (b)	1/20 - 2 (b)	Enclosed PWM control, dual voltage, with PWM rated motor					

Notes:

(a) See the next page for BC254 accessories.

(b) Motors with PWM rated motors designed for 130VDC (115VAC input) or 260VDC (230VAC input) will give best drive performance.

(c) Except for BC354, drives with 230V input can operate 90V motors at reduced performance levels. Refer to Installation & Operation Manual for details.

DC SCR NEMA 4X DC control accessories

Catalog Number	Description	List Price	Mult. Sym.	Apr'x. Shpg. Wgt.
BC153	Electronic Forward-Dynamic Brake-Reverse Kit for BC154, BC354	223	E9	1
BC156	Mechanical Forward-Dynamic Brake-Reverse Switch for BC154, BC354	145	E9	1
BC157	Run/Jog switch for BC154 & BC160, BC354	27	E9	1
BC158	Auto/Manual Installation Kit for BC145 signal isolator for BC154, BC160, BC354	60	E9	1
BC159	AC Line Switch Kit for BC154, BCWD140, BC354	32	E9	1
BC145	Signal Isolator Board	211	E9	1

Note: BC159 AC Line Switch Kit is factory installed on BC154, BCWD140, BC254 and BC354. Listed here as replacement or spare parts.

Line regenerative DC controls and accessories

1/4 thru 3 Hp, 115/230 VAC, single phase, 50/60 Hz
5 Hp, 230 VAC, single phase, 50/60 Hz



BC254-FBR



BC200 / BC201



BC204

Applications: Frequent start/stop/reverse applications or where controlled braking is required.

Features: Single phase line regenerative open chassis control to operate permanent magnet or wound field DC motors. These line regen controls are ideal for applications with overhauling loads. In torque mode, it can be used for tensioning applications. Several accessory boards are available to further customize the control.

Includes 5k speed potentiometer. Jumper selectable current settings.

Catalog Number	Hp Range & Input Voltage		Description	Max Input Current (AC Amps)	Max Output Current (DC Amps)	List Price	Mult. Sym.	Apr'x. Shpg. Wgt. (lbs.)
	115VAC Input / 90VDC Armature	230VAC Input / 180VDC Armature (c)						
Chassis mount - line regenerative SCR								
BC204	1/6 - 0.75	1/3 - 1.0	Chassis regen SCR control, optional heatsink, dual voltage	12.0	8.0	377	E9	3
	1/6 - 1.5 (a)	1/3 - 2.0 (a)		16.0 (a)	11.0 (a)			
BC204-BPSI	1/6 - 0.75	1/3 - 1.0	BC204 with BC215 Bi-polar Signal Isolator factory installed	12.0	8.0	487	E9	3
	1/6 - 1.5 (a)	1/3 - 2.0 (a)		16.0 (a)	11.0 (a)			
BC200	1/8 - 1.0	1/4 - 2.0	Chassis regen SCR control, optional heatsink, dual voltage	16.0	11.0	704	E9	4
BC201	1/8 - 1.5	1/4 - 3.0	Chassis regen SCR control, optional heatsink, dual voltage	16.0	16.0	836	E9	1
BC203	—	5.0	Chassis regen SCR control, with heatsink, single voltage	38.0	25.0	1,052	E9	10
NEMA 4X / IP65 Washdown duty - line regenerative SCR								
BC254	1/10 - 1	1/5 - 2	Enclosed regen SCR control, dual voltage	15.0	11.0	673	E9	5
BC254-FBR	1/10 - 1	1/5 - 2	BC254 with Power On/Off switch instead of Start/Stop switch and BC253 Fwd-Brake-Rev Switch factory installed	15.0	11.0	706	E9	5

Notes

Chassis mount controls include 5k speed potentiometer.

(a) BC143 Heatsink kit required for higher power ratings. See accessory table at the end of this section for details.

(c) Except for BC203, drives with 230V input can operate 90V motors at reduced performance levels. Refer to Installation & Operation Manual for details.

Line regenerative DC control accessories

Catalog Number	Description	List Price	Mult. Sym.	Apr'x. Shpg. Wgt.
Accessories for BC200, BC201 and BC203				
BC212 (b)	Bipolar signal isolator board	216	E9	1
Accessories for BC204				
BC143	External Heatsink Kit	72	E9	2
BC215 (b)	Bipolar signal isolator board	100	E9	3
BC216	Multispeed board for BC204	77	E9	1
BC218	DIN rail mounting kit	36	E9	1
Accessories for BC254				
BC245 (b)	Bipolar signal isolator for BC254	213	E9	1
BC253	Forward-Stop-Brake-Reverse Switch for BC254	27	E9	1
BC258	Auto-manual Switch for BC254	60	E9	1
BC259	AC Line Switch for BC254	27	E9	5

Note: (b) Voltage following mode only.

NEMA enclosed DC control specifications

Features	Catalog Number													
	BC138	BC139	BC140 or BC140-FBR		BCWD140		BC154		BC160		BC254 or BC254-FBR		BC354	
Enclosure	NEMA 1	NEMA 1	NEMA 1		NEMA 4X		NEMA 4X		NEMA 4X		NEMA 4X		NEMA 4X	
Control Type	Reversible		Reversible		Reversible		Reversible		Reversible		Regenerative		Regenerative	
AC Line Input (VAC 50/60Hz)	115	230	115	230	115	230	115	230	115	230	115	230	115	230
Max. AC Load Current (RMS)	5.0	5.0	12.0	12.0	15.0	15.0	15.0	15.0	22	22	15	15	11.5	11.5
Max. AC Load Current (RMS) w/ BC143	—	—	16.0	16.0	—	—	—	—	—	—	—	—	—	—
DC Armature Voltage Nominal (VDC)	90	180	90-130	180	90	180	90	180	90	180	90	180	90	180
Max. DC Load Current (ADC)	3.5	3.5	6.0	6.0	10.2	10.2	10.2	10.2	15	15	11	11	7.5	7.5
Max. DC Load Current (ADC) w/ BC143	—	—	12.0	12.0	—	—	—	—	—	—	—	—	—	—
Shunt Field Power Supply (VDC)	50/100	100/200	50/100	100/200	50/100	100/200	50/100	100/200	50/100	100/200	50/100	100/200	50/100	100/200
Maximum Field Current (ADC)	1.0	1.0	1.0	1.0	1.13	1.13	1.0	1.0	1.5	1.5	1.0	1.0	1.0	1.0
Rated Horsepower Range (SCR motor)	1/100 - 1/3	1/50 - 3/4	1/100 - 3/4	1/50 - 11/2	1/50 - 1	1/25 - 2	1/50 - 1	1/25 - 2	1.5	3	1/10 1	1/5 - 2	1/50 - 3/4	1/25 - 1.5
Rated Horsepower Range (PWM motor)	N/A	N/A	N/A	N/A	N/A	N/A	N/A	N/A	N/A	N/A	N/A	N/A	1/30 - 1	1/20 - 2
Max. Hp with BC143 Ext. Heat Sink	N/A	N/A	1Hp	2Hp	N/A	N/A	N/A	N/A	N/A	N/A	N/A	NA	N/A	N/A
Ambient Temp Range (°C)	0 - 40	0 - 40	0 - 40		0 - 40		0 - 40		0 - 45		0 - 40		0 - 40	
Ambient Temp Range w/ BC143 (°C)	N/A	N/A	0 - 50		N/A		N/A		N/A		N/A		N/A	
Speed Range (Motor May Be 20: 1 Constant Torque)	50:1	50:1	50:1		50:1		50:1		50:1		50:1		50:1	
Adjustable Accel / Decel Time (sec)	0.2 - 10	0.2 - 10	0.2 - 10		0.1 - 15		0.1 - 15		0.1 - 15		0.2 - 15		0.5 - 10	
Min. Speed Adjustable Range (% full speed)	0 - 30	0 - 30	0 - 30		0 - 30		0 - 30		0 - 30		N/A		N/A	
Max. Speed Adjustable Range (% full speed)	50 - 110	50 - 110	50 - 110		60 - 140		60 - 140		50 - 110		40 - 110		50 - 140	
Current Limit Adjustable Range (%)	0 - 200	0 - 200	0 - 200		0 - 200		0 - 200		0 - 180		0 - 200		0 - 200	
Adjustable Current Limit and Trip Out Type	No	No	No		Timed or Non-Timed		Timed or Non-Timed		Timed or Non-Timed		Timed or Non-Timed		Timed or Non-Timed	
Control Of Speed or Torque	Speed	Speed	Speed		Speed or Torque		Speed or Torque		Speed or Torque		Speed or Torque		Speed or Torque	
IR Compensation Adjustable (VDC)	0 - 24	0 - 24	0 - 24	0 - 48	0 - 15	0 - 30	0 - 15	0 - 30	0 - 30		0 - 15	0 - 30	0 - 15	0 - 30
Tachometer Feedback Input	No	No	No		Yes		Yes		Yes		Yes		Yes	
Plug-In Horsepower Resistor®	Required	Required	Required		N/A		N/A		N/A		N/A		N/A	
UL & cUL Listing, CE	Yes	Yes	Yes		Yes		Yes		Yes		Yes		Yes	
AC Line Fuse	Included	Included	Included		External		External		External		External		External	
DC Armature Fuse	Included with Hp Resistor	Included with Hp Resistor	Included with Hp Resistor		Not supplied with control		Not supplied with control		External		External		External	
Options														
AC Line Switch	Standard	Standard	Standard		Opt-BC159		Opt - BC159		No		Opt - BC159		Opt - BC159	
Forward/Brake/Reverse Switch	(BC140)										(BC254)			
Mechanical	No	No	Opt - BC144		Standard		Opt - BC156		No		Opt - BC253		Opt - BC156	
Electronic	No	No	No		Opt - BC153		Opt - BC153		No		No		Opt - BC153	
Run/Jog Switch	No	No	No		Standard		Opt-BC157		Opt-BC157		No		Opt - BC157	
Input Signal:														
Current (1-5, 4-20, 20-50mA)	No	No	External Mount Opt - BC145		Internal Mount Opt - BC145		Internal Mount Opt - BC145		Internal Mount Opt - BC145		No		Internal Mount Opt - BC145	
Input Signal:														
Voltage (0-25, 0-120, 0-550 VDC)	No	No	Opt - BC145		0-5, 0-10 VDC input standard		0-5, 0-10 VDC input standard		0-5, 0-10 VDC input standard		0-5, 0-10 VDC input standard		0-5, 0-10 VDC input standard	
Electrical Connection To Control Barrier Terminal Block	Standard	Standard	Standard		Standard		Standard		Standard		Standard		Standard	
Current Sensing Relay/Overload Protector	No	No	No		Standard		Standard		Standard		Standard		Standard	
AC Line Filter for CE	Opt - BC24-LF	Opt - BC24-LF	Opt-BC24-LF		Opt-BC24-LF		Opt-BC24-LF		Opt-BC24-LF		Opt-BC24-LF		Opt-BC24-LF	

Definite purpose
 Unit Handling
 Brake
 IEC Frame
 50 Hertz
 Inverter/Vector
 DC
 Accessories
 Grinders
 Motor Mod

NEMA enclosed DC control specifications

Features	Catalog Number											
	BC141	BC142	BC142-5 & BC142-6		BC155	BC204		BC200		BC201	BC203	
Enclosure	Chassis	Chassis	Chassis		Chassis	Chassis		Chassis		Chassis	Chassis	
Control Type	Reversible	Reversible	Reversible		Reversible	Regenerative		Regenerative		Regenerative	Regenerative	
AC Line Input (VAC 50/60Hz)	115	230	115	230	230	115	230	115	230	115	230	230
Max. AC Load Current (RMS)	12.0	12.0	12.0	12.0	38.0	12.0	12.0	16.0	16.0	24.0	24.0	38.0
Max. AC Load Current (RMS) w/ BC143	24.0	24.0	24.0	24.0	N/A	16.0	16.0	N/A	N/A	N/A	N/A	N/A
DC Armature Voltage Nominal (VDC)	90	180	90	180	180	90	180	90	180	90	180	180
Max. DC Load Current (ADC)	8.0	8.0	8.0	8.0	26.0	8.0	8.0	11.0	11.0	16.0	16.0	25.0
Max. DC Load Current (ADC) w/ BC143	16.0	16.0	16.0	16.0	N/A	11.0	11.0	N/A	N/A	N/A	N/A	N/A
Shunt Field Power Supply (VDC)	50/100	100/200	50/100	100/200	100/200	50/100	100/200	50/100	100/200	50/100	100/200	100/200
Maximum Field Current (ADC)	1.13	1.13	1.13	1.13	2.5	1.0	1.0	3.0	3.0	3.0	3.0	3.0
Rated Horsepower Range	1/100 - 0.75	1/100 - 1.5	1/100 - 0.75	1/100 - 1.5	5 1/6 - 0.75	1/3 - 1	1/4 - 1	1/2 - 2	1/8 - 1.5	1/4 - 3		5
Max. Hp with BC143 Ext. Heat Sink	1/100 - 1.5	1/50 - 3	1/100 - 1.5	1/50 - 3	N/A	1/6 - 1.5	1/3 - 2		N/A		N/A	N/A
Ambient Temp Range (°C)	0 - 40	0 - 40		0 - 40	0 - 40	0 - 40		0 - 45 (horiz) 0 - 50 (vert)		0 - 45 (horiz) 0 - 50 (vert)		0 - 40
Ambient Temp Range w/ BC143 (°C)	0 - 40	0 - 40		0 - 40	N/A	0 - 40		N/A		N/A		N/A
Speed Range (Motor may be 20:1 Constant Torque)	50:1	50:1		50:1	50:1	50:1		50:1		50:1		50:1
Adjustable Accel / Decel Time (sec)	0.2 - 10	0.2 - 10		0.2 - 10	1 - 10	0.1 - 15		0.1 - 15		0.1 - 15		0.5 - 10
Min. Speed Adjustable Range (% full speed)	0 - 30	0 - 30		0 - 30	0 - 30	N/A		N/A		N/A		0 - 30
Max. Speed Adjustable Range (% full speed)	50 - 110	50 - 110		50 - 110	50 - 110	50 - 110		70 - 110		70 - 110		50 - 140
Current Limit Adjustable Range (%)	0 - 200	0 - 200		0 - 200	0 - 200	0 - 175		1 - 15		1 - 15		0 - 200
Adjustable Current Limit and Tripout Type	Non Timed	Non Timed		Non Timed	Non Timed	Non Timed		Timed		Timed		Timed
Control of Speed or Torque	Speed	Speed		Speed	Speed or Torque	Speed or Torque		Speed or Torque		Speed or Torque		Speed
IR Compensation Adjustment	Yes	Yes		Yes	Yes	Yes		Yes		Yes		Yes
Tachometer Feedback Input	Yes	Yes		Yes	Yes	Yes		Yes		Yes		Yes
Plug-in Horsepower Resistor®	Required	Required		Required	N/A	N/A		N/A		N/A		N/A
UL & cUL Listing, CE	Yes	Yes		Yes	Yes	Yes		Yes		Yes		Yes
AC Line Fuse	Included	Included		Included	External	External		Included		Included		External
DC Armature Fuse	Included with Hp Resistor	Included with Hp Resistor		Included with Hp Resistor	Included with Hp Resistor	External		Included		Included		External
Options												
Input Signal:	Plug on Mount		Plug on Mount									
Current (4-20mA)	Opt - BC152		Opt - BC152		External Mount							
Input Signal:	External Mount		External Mount		Opt - BC145	None		None		None		None
Current (1-5, 4-20, 20-50mA)	Opt - BC145		Opt - BC145									
Input Signal:	0-9 VDC		0-9 VDC		0 to 9 VDC	0 to ± 10 VDC		0 to ± 10 VDC		0 to ± 10 VDC		0 to ± 10 VDC
Voltage (must be isolated)	Standard		Standard		Standard	Standard		Standard		Standard		Standard
Input Signal:	Plug on Mount		Plug on Mount									
Voltage (0-5, 0-10, 1-100, or 0-200 VDC)	Opt - BC152		Opt - BC152		External Mount	±5 to ±25 VDC		±5 to ±250 VDC		±5 to ±250 VDC		±5 to ±250 VDC
Input Signal:	External Mount		External Mount		Opt - BC145	Opt - BC215		Opt - BC212		Opt - BC212		Opt - BC212
Voltage (0-25, 0-120, or 0-550 VDC)	Opt - BC145		Opt - BC145									
Push-On Quick Connects	Standard		Standard									
Barrier Terminal Block	Opt - BC147		Opt - BC147		None	None		None		None		None
Regenerative	None		None		None	None		Opt - BC211		Opt - BC211		Opt - BC211
Accel / Decel Board	None		None		None	None						
AC Line Filter for CE	Opt - BC24-LF		Opt - BC24-LF		Opt - BC24-LF	Opt - BC24-LF		Opt - BC24-LF		Opt - BC24-LF		Opt - BC24-LF

C-Face kits for field conversion

NEMA AC motors



Features:

Complete kits with all hardware necessary for converting Baldor-Reliance® 56 through 449T frame rigid base motors to “C-Face” mounting with base. For factory conversion, refer to the Mod Express® section in this catalog. Please furnish the motor specification number when ordering. NEMA “BA” dimension will be non-standard after conversion on NEMA 143-5T, 182-4T, 213-5T and 254-6T frame motors.

Catalog Number	Description Frame (Baldor-Reliance type)	Enclosure	Bearing	List Price	Mult. Sym.	Ap'x. Shpg. Wgt.
Enclosed – General purpose						
34-3900T	48C (34)	TEFC	6203	60	A8	1
34-171	56C (34)	TEFC	6203	60	A8	2
34-3300FD	56C (34) w/Lip Seal	TEFC	6203	69	A8	2
34-3903T	143-5TC (34)	TEFC	6205	76	A8	2
34-3903T-GLD	143-5TC (34)	TEFC	6205	76	A8	2
35-8762	56C,143-5TC (35)	TEFC	6205	70	A8	3
35-8762GLD	56C,143-5TC (35)	TEFC	6205	70	A8	3
35-3304	182-4TC (35)	TEFC	6206	85	A8	4
35-1300	56C,143-5TC (35)	TEFC	6205	120	A8	6
35-1300GLD	56C,143-5TC (35)	TEFC	6205	120	A8	6
35-3300FD	56C, 143-5TC (35) w/lip seal	TEFC	6205	138	A8	6
35-1325	182-4TC (35)	TEFC	6206	154	A8	11
35-1325GLD	182-4TC (35)	TEFC	6206	154	A8	11
36-1037	182-4C (36)	TEFC	6206	137	A8	8
36-1037GLD	182-4C (36)	TEFC	6206	137	A8	7
36-3303FD	182-4C (36) w/lip seal	TEFC	6206	158	A8	8
36-3303FDA	182-4C (36) w/lip seal & eyebolt prevision	TEFC	6206	158	A8	8
36-3301	182-4TC (36)	TEFC	6206	99	A8	5
36-3301GLD	182-4TC (36)	TEFC	6206	99	A8	5
36-1749	182-4TC (36)	TEFC	6206	173	A8	12
36-3301FD	182-4TC (36) w/lip seal	TEFC	6206	198	A8	12
36-3301FDA	182-4TC (36) w/lip seal & eyebolt prevision	TEFC	6206	198	A8	12
36-1749GLD	182-4TC (36)	TEFC	6206	173	A8	12
37-1304	213-5C, TC (37)	TEFC	6307	192	A8	12
37-1304GLD	213-5C, TC (37)	TEFC	6307	192	A8	12
37-3301FD	213-5C, TC (37) w/lip seal	TEFC	6307	221	A8	12
37-1302	254-6UC, TC (37)	TEFC	6309	292	A8	18
37-1302GLD	254-6UC, TC (37)	TEFC	6309	292	A8	18
09-1309GLD	254-6UC, TC (09)	●	TEFC	6309	A8	22
09-1310GLD	284-6UC, TC (09)	●	TEFC	6311	A8	22
10-1304GLD	324-6UC, TC (10)	●	TEFC	6312	A8	32
10-1305GLD	284-6UC, TC (10)	●	TEFC	6311	A8	32
12-1105GLD	324-6UC, TC (12)	●	TEFC	6312	A8	48
44-1402	404-5UC, TC (44)	**	TEFC	6316 4 & 6 pole	A8	120
44-1402GLD	404-5UC, TC (44)	**	TEFC	6316 4 & 6 pole	A8	120
44-1403	404-5UC, TSC (44)	**	TEFC	6313 2 pole	A8	120
44-1403GLD	404-5UC, TSC (44)	**	TEFC	6313 2 pole	A8	120
Enclosed – Severe duty						
09-1309	254-6UC, TC (09)	●	TEFC	6309	A8	22
09-1310	284-6UC, TC (09)	●	TEFC	6311	A8	22
10-1304	324-6UC, TC (10)	●	TEFC	6312	A8	32
10-1305	284-6UC, TC (10)	●	TEFC	6311	A8	32
12-1105	324-6UC, TC (12)	●	TEFC	6312	A8	48
K36G2	364-5UC, TC	●	TEFC	6313	A8	69
K40G2	404-5UC, TC E-line design	●	TEFC	6316	A8	69
K40G71	404-5UC, TC G series design	●	TEFC	6316	A8	75
K40G70	404-5UC, TC G series design	●	TEFC	6313	A8	30
K44G50	444-5UC, TC E-line design	●	TEFC	6313	A8	40
K44G51	447-9UC,TC E-line design	●	TEFC	6313	A8	40
K44G70	444-9UC, TC G series design	●	TEFC	6313	A8	40
K44G71	444-9UC, TC G series design	*	TEFC	6318, 4 & 6 pole	A8	249

Note: Specification number of motor should be verified when ordering.

Kits that have catalog numbers ending in “GLD” are for use on Super-E® gold motors.

● = Suitable only for field conversion of motors manufactured with external rabbets on the stator housings.

** = Usable on catalog motors that have footnote #56.

* = Contact your local sales office with nameplate specification number to determine correct kit.

C-Face kits for field conversion – NEMA AC motors

Catalog Number	Description Frame (Baldor-Reliance type)	Enclosure	Bearing	List Price	Mult. Sym.	Ap'x. Shpg. Wgt.
Enclosed – Crusher duty ***						
09-9154CR	254-6TC, Crusher duty	TEFC	6311	437	A8	22
10-9254CR	284-6TC, Crusher duty	TEFC	6312	517	A8	32
12-9404CR	324-6TC, Crusher duty	TEFC	6313	657	A8	48
Enclosed – IEEE-841						
10-1305ECP8	284-6TC, IEEE-841 (10) ●	TEFC	6311	894	A8	32
12-1105ECP8	324-6TC, IEEE-841 (12)	TEFC	6312	1,124	A8	48
K36G801	364-5TC IEEE-841	TEFC	6313	1,298	A8	75
K40G802	404-5TC G series design: IEEE-841 ●	TEFC	6316	1,722	A8	30
K40G801	404-5TC G series design: IEEE-841 **	TEFC	6313	2,448	A8	113
K44G801	444-9UC, TC G series design: IEEE-841	TEFC	6313	2,448	A8	40
K44G802	444-9UC, TC G series design: IEEE-841 *	TEFC	6318, 4 & 6 pole	2,448	A8	251
Open						
34-3903A	143-5TC (34)	ODP	6205	73	A8	2
34-3903A-GLD	143-5TC (34)	ODP	6205	73	A8	2
35-8764	56C,143-5TC (35)	ODP	6205	77	A8	3
35-8764GLD	56C,143-5TC (35)	ODP	6205	77	A8	3
35-1409	182-4TC (35)	ODP	6206	172	A8	11
35-1409GLD	182-4TC (35)	ODP	6206	172	A8	11
36-1206A	213-5TC (36)	OPSB	6207	176	A8	13
36-1206A-GLD	213-5TC (36)	OPSB	6207	176	A8	13
36-1206B	213-5TC (36)	ODP	6207	186	A8	14
36-1206B-GLD	213-5TC (36)	ODP	6207	186	A8	14
36-486	182-4C (36)	ODP	6206	194	A8	8
36-486GLD	182-4C (36)	ODP	6206	194	A8	8
36-3403	182-4TC (36)	ODP	6206	116	A8	5
36-3403GLD	182-4TC (36)	ODP	6206	116	A8	5
37-1404	213-5C, TC (37)	ODP	6307	254	A8	14
37-1404GLD	213-5C, TC (37)	ODP	6307	254	A8	14
37-1402	254-6UC, TC (37)	ODP	6309	274	A8	18
37-1402GLD	254-6UC, TC (37)	ODP	6309	274	A8	18
39-3400	254-6UC, TC (39)	ODP	6309	256	A8	19
39-1403	284-6UC, TC (39)	ODP	6311	411	A8	21
39-1403GLD	284-6UC, TC (39)	ODP	6311	411	A8	21
40-1400	284-6UC, TC (40)	ODP	6311	417	A8	30
40-1400GLD	284-6UC, TC (40)	ODP	6311	417	A8	30
40-1401	324-6 UC, TC (40) ●	ODP	6312	469	A8	40
40-1401GLD	324-6 UC, TC (40) ●	ODP	6312	469	A8	40
42-1300	324-6UC, TC (42) ●	ODP	6312	750	A8	36
42-1300GLD	324-6UC, TC (42) ●	ODP	6312	750	A8	36
42-1400	364-5UC, TC (42) ●	ODP	6313	730	A8	30
42-1400GLD	364-5UC, TC (42) ●	ODP	6313	730	A8	30
44-1403A	404-5USC, TSC (44)	ODP	6316	844	A8	40
44-1403A-GLD	404-5USC, TSC (44)	ODP	6316	844	A8	40

Note: Specification number of motor should be verified when ordering.

Kits that have catalog numbers ending in "GLD" are for use on Super-E" gold motors.

● = Suitable only for field conversion of motors manufactured with external rabbets on the stator housings.

*** = For Crusher duty frames 360 and above, use Severe duty kits.

** = Usable on catalog motors that have footnote #56.

* = Contact your local sales office with nameplate specification number to determine correct kit.

C-Face kits for field conversion

NEMA DC SCR drive motor



Features: For non-laminated frame DC motors with catalog numbers ending in "P".

Catalog Number	Frame	Bearing	Enclosure	List Price	Mult. Sym.	Ap'x Shpg. Wgt.
180-5002	180ATC	6206	Drip-Proof	903	P1	18
210-5001	210ATC	6207	Drip Proof or Totally Enclosed	1,193	P1	12
250-5001	250ATC	6209	Drip Proof of Totally Enclosed	1,668	P1	75
280-5002	280ATC	6210	Drip Proof	2343	P1	57
320-5002	320ATC	6211	Drip Proof	3,080	P1	87

Double C-Face motor brake kits

Coil voltage: 115/208-230



Features: Double C-Face coupler brakes. Mounts on motors with C-Face, provides NEMA C-face mounting on brake. Spring set, electrically released.

Brake Rating	Brake Mounting	Catalog Number	List Price	Mult. Sym.	Ap'x Shpg. Wgt.
3 ft-lb	56C	CBK003-1	670	A8	12
6 ft-lb	56C	CBK006-1	986	A8	12
6 ft-lb	145TC	CBK006-2	986	A8	12
10 ft-lb	145TC	CBK010-1	1,150	A8	12
15 ft-lb	145TC	CBK015-1	2,457	A8	12

Conduit box kits



Frame Size	Catalog Number	List Price	Mult. Sym.	Ap'x Shpg. Wgt. Lbs.
Conduit box kit – standard size				
42	33CB5000A01SP	40	P1	1
42	33CB5001A01SP	40	P1	1
48	34CB5001A01SP	39	P1	1
48	34CB5001A01SP-GLD	39	P1	1
56 - 143-5T	35CB5001A01SP	42	P1	1
56 - 143-5T	35CB5001A01SP-GLD	42	P1	1
182T-4T	36CB5001A01SP	45	P1	1
182T-4T	36CB5001A01SP-GLD	45	P1	1
182T-4T	36CB5001A06SP	50	P1	2
182T-4T	36CB5001A06SP-GLD	50	P1	2
182T-4T	36CB5001A07SP	70	P1	2
213T-5T	37CB5002A06SP	50	P1	3
213T-5T	37CB5002A06SP-GLD	50	P1	3
213T-5T	37CB5002A07SP	50	P1	4
213T-5T	37CB5002A07SP-GLD	50	P1	4
184T,215T,254-6	09CB5001A01SP	82	P1	3
184T,215T,254-6	09CB5001A01SP-GLD	82	P1	3
184T,215T,254-6	09CB5001A15SP	69	P1	3
184T,215T,254-6	09CB5001A15SP-GLD	69	P1	3
254-6T,284-6,324-6	10CB5001A01SP	119	P1	6
254-6T,284-6,324-6	10CB5001A01SP-GLD	119	P1	6
254-6T,284-6,324-6	10CB5002A01SP	132	P1	4
254-6T,284-6,324-6	10CB5002A01SP-GLD	132	P1	4
360T - Cast Iron	K36G8	365	P1	22
400T - Cast Iron	K40G8	365	P1	35
440T - Cast Iron	K44G8	375	P1	55
Conduit box kit – oversize				
360T - Cast Iron	K36G9	375	P1	25
400T - Cast Iron	K40G9	375	P1	30
440T - Cast Iron	K44G9	445	P1	135

Frame Size	Catalog Number	List Price	Mult. Sym.
Auxiliary conduit box kits			
400	K40G3	375	P1
440	K44G5	752	P1

D-Flange kits



Complete kit with hardware necessary for converting either foot mount or C-Face 143T thru 326T motors to D-Flange mounting. Please note that using these kits to modify the 143T thru 184T foot mounted motors will result in a non-standard NEMA BA dimension. Modified C-Face motors will have standard BA dimensions. Please furnish the motor specification number when ordering.

NEMA Frame	Enclosure	Catalog Number	List Price	Mult. Sym.	Ap'x. Shpg. Weight Lbs.
143-145T (1)	TEFC	35EP1506A01SP	245	A8	8
182-184T (2)	TEFC	36EP1304A62SP	275	A8	15
286-286 U,T	TEFC	10EP1502A01SP	581	A8	39
324-326 U,T	TEFC	12EP1501A03SP	1,003	A8	50

Notes:

(1) 143T-145T foot mount motor modified with kit 35EP1506A01SP will have Non-standard NEMA BA dimension of 2.25".

(2) 182T-184T foot mount motor modified with kit 36EP1304A62SP will have Non-standard NEMA BA dimension of 2.75".

Drain fitting kit

TEFC motors 48 thru 215T



Applications: Increase general purpose IP44 enclosures to IP54 protection level by installing drain plugs in motor weep hole drains.

Features: Kit consists of quantity (2) plastic push in drain fittings and instructions for proper installation. Can be installed in steel band and cast iron frame motors.

Catalog Number	List Price	Mult. Sym.	Ap'x. Shpg. Wgt. Lbs.
HA5027A03	7	A8	1

Drip covers for field conversion

Standard ODP motors to vertical mount



Features: Complete kits with all hardware, attaches to endplate with no drilling. Designed to protect open steel band motors from rain, snow and ice when mounted outdoors in a vertical position. Primed and painted inside and out. For a factory conversion, refer to the Mod Express® section in this catalog.

Catalog Number	Frame	List Price	Mult. Sym.	Ap'x. Shpg. Wgt.
FCD34	48-56, Type 34	94	A8	1
FCD35 *	56-145T, Type 35 (plastic)	25	A8	1
FCD35M *	56-145T, Type 35 (metal)	94	A8	2
FCD36	182T-184T, Type 36	115	A8	2
FCD37	213T-256T, Type 37	139	A8	3
FCD39	254T-256T, Type 39	186	A8	3
FCD40	284-286, Type 40	199	A8	12
FCD42	324-326, Type 42	213	A8	5

Note: * FCD35 is plastic. FCD35M is the metal version.

Cast iron fan cover for field conversion

Standard TEFC cast iron motors



Applications: For cast iron construction.

Features: Complete kits consists of cast iron fan covers and all necessary mounting hardware. These kits replace the standard steel fan cover when used. For a factory conversion, refer to the Mod Express® section in this catalog.

Catalog Number	Description	List Price	Mult. Sym.	Ap'x. Shpg. Wgt.
FFC05	05/143-5T	149	A8	6
K18G8 **	06/182-4T E Line	160	A8	10
K18G9 **	07/213-5T E Line	160	A8	15
FFC09	09/254-6U & T	221	A8	20
K18G10 **	09/254-6T E Line	199	A8	20
K18G11 **	10/324-6T E Line	199	A8	25
K18G12 **	12/364-5T E Line	210	A8	35
FFC18 **	404-5T E Line	289	A8	90
FFC19 **	444-9T E Line	352	A8	120

Notes: ** Contact your local sales office with nameplate specification number to determine correct kit. Not available on 280 frame due to replacement of bearing, endplate, and mounting configuration.

■ Cast iron frame

Cast iron fan cover and conduit boxes for field conversion

Standard TEFC cast iron motors



Applications: For all cast iron construction.

Features: Complete kits consists of cast iron fan covers and cast iron conduit boxes when necessary. The kits also include all necessary mounting hardware. These kits replace the standard steel fan cover and aluminum conduit box when used. For a factory conversion, refer to the Mod Express section in this catalog.

Catalog Number	Description	List Price	Mult. Sym.	Ap'x. Shpg. Wgt.
FFC07WB	07/213-5T	236	A8	19
FFC09WB	09/254-6U & T	324	A8	28
K36G50	360T	1,363	A8	123

Notes: Not for use on explosion proof motors.

■ Cast iron frame

Adjustable motor bases



These motor bases simplify mounting and belt tension adjustment at installation and during later maintenance checks. These are heavy duty adjustable motor bases manufactured of steel or plate. All bases are detergent washed, painted with dark gray primer and oven baked for corrosion resistance. The nuts and bolts are zinc plated. NEMA 215T and smaller bases feature one adjusting screw. Bases for NEMA 254T frame and larger motors feature two adjusting screws. Motor mounting bolts are included. Bases listed can be used with motor frame numbers given and succeeded by the letters S, T, U, US and TS, or any other letter combinations provided the motors' base meets NEMA standards.

NEMA Frame Motors	Base Catalog Number	List Price	Mult. Sym.	No. of Adjusting Screws	Motor Mounting Bolt Size	Ap'x Shpg. Wgt.
48	B48T	107	A8	1	5/16 x 1	3
56	B56T	107	A8	1	5/16 x 1	5
143T	B143T	137	A8	1	5/16 x 1	6
145T	B145T	137	A8	1	5/16 x 1	7
182T	B182T	145	A8	1	3/8 x 1 1/2	10
184T	B184T	145	A8	1	3/8 x 1 1/2	10
213T	B213T	168	A8	1	3/8 x 1 1/2	14
215T	B215T	168	A8	1	3/8 x 1 1/2	15
254T	B254T	276	A8	2	1/2 x 1 3/4	21
256T	B256T	276	A8	2	1/2 x 1 3/4	21
284T	B284T	314	A8	2	1/2 x 2	24
286T	B286T	314	A8	2	1/2 x 2	24
324T	B324T	485	A8	2	5/8 x 2 1/2	34
326T	B326T	485	A8	2	5/8 x 2 1/2	37
364T	B364T	604	A8	2	5/8 x 2 1/2	48
365T	B365T	604	A8	2	5/8 x 2 1/2	50
404T	B404T	898	A8	2	3/4 x 3	62
405T	B405T	898	A8	2	3/4 x 3	66
444T	B444T	1,097	A8	2	3/4 x 3	70
445T	B445T	1,097	A8	2	3/4 x 3	71
447T	B447T	1,293	A8	2	3/4 x 3 1/2	93
449T	B449T	1,293	A8	2	3/4 x 3 1/2	99
G5008-G5012	B5000RLS (1)	1,948	A8	2	7/8 x 3 1/2	149

Notes: Bases not suitable for vertical mounting. See base dimensions on next page.

(1) One adjustable motor rail.

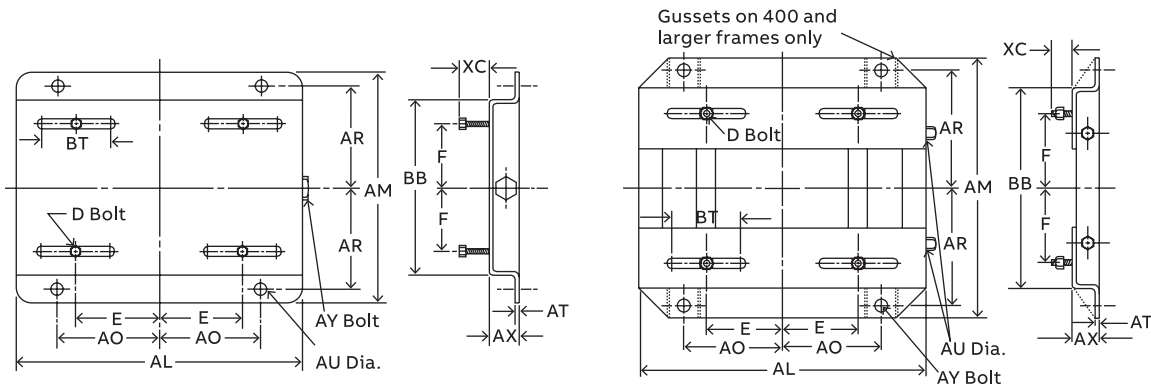
Bushing kit



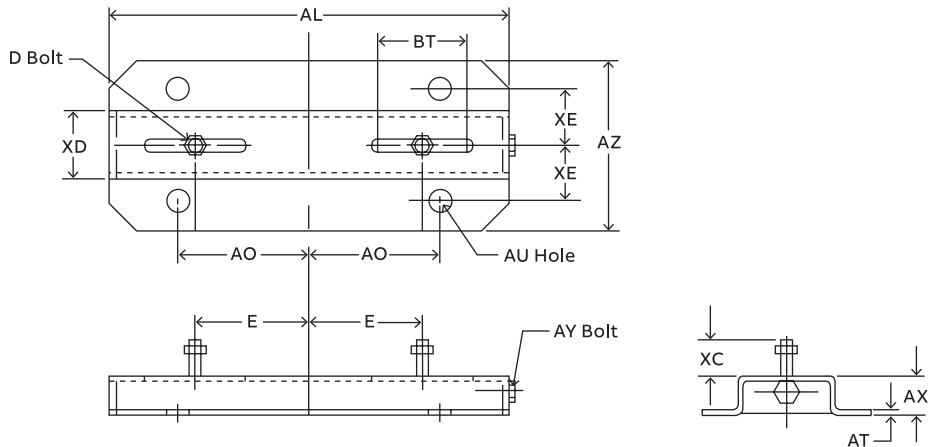
Reduce bore size of Quill type input shaft from 7/8 to 5/8. Sintered metal bushing with integral internal and external keys.

Catalog Number	List Price	Mult. Sym.
133-6FbA	69	A8

Adjustable motor bases dimension diagrams



NEMA Frame	Catalog Number	E	F	AL	AM	AO	AR	AT	AU	AX	BB	BT	XC	D Bolt	AY Bolt
48	B48T	2.125	1.375	10.00	6.25	3.50	2.75								
56	B56T	2.437	1.50	10.625	6.50	3.812	2.875	0.078	0.375	1.125	4.25	3.00	0.875	5/16 x 1	3/8 x 4
143	B143T		2.00		7.50		3.375								
145	B145T	2.75	2.50	10.50	8.50	3.75	3.875	0.109	0.375	1.125	5.50	3.00	0.812	5/16 x 1	3/8 x 4
182	B182T		2.25		9.50		4.25								
184	B184T	3.75	2.75	12.75	10.50	4.50	4.75	0.140	0.50	1.50	6.50	3.00	1.50	3/8 x 1-3/4	1/2 x 5
213	B213T		2.75		11.00		4.75								
215	B215T	4.25	3.50	15.00	12.50	5.25	5.50	0.156	0.50	1.75	7.50	3.50	1.50	3/8 x 1-3/4	1/2 x 5
254	B254T		4.125		15.125		6.625								
256	B256T	5.00	5.00	17.75	16.875	6.25	7.50	0.187	0.625	2.00	10.75	4.00	1.437	1/2 x 1-3/4	5/8 x 6
284	B284T		4.75		16.875		7.50								
286	B286T	5.50	5.50	19.75	18.375	7.00	8.25	0.187	0.625	2.00	12.514	4.50	1.687	1/2 x 2	5/8 x 6
324	B324T	5.25	5.256	22.75	19.25	8.00	8.50	0.187	0.75	2.50	14.00	5.25	2.187	5/8 x 2-1/2	3/4 x 9
326	B326T	6.00		20.75	20.75		9.25				15.50				
364	B364T		5.625		20.50		9.125				15.50				
365	B365T	7.00	6.625	25.50	21.50	9.00	9.625	0.25	0.75	2.50	16.50	6.00	2.062	5/8 x 2-1/2	3/4 x 9
404	B404T		6.125		22.375		9.875				16.50				
405	B405T	8.00	6.387	28.75	23.875	10.00	10.625	0.25	0.875	3.00	18.00	7.00	2.50	3/4 x 3	3/4 x 11
444	B444T		7.25		24.625		11.00				19.25				
445	B445T	9.00	8.25	31.25	26.625	11.00	12.00	0.25	0.875	3.00	21.25	7.50	2.50	3/4 x 3	3/4 x 11
447	B447T		10.00		30.125		13.75				24.75				
449	B449T	9.00	12.50	31.25	35.125	11.00	16.25	0.312	1.125	3.00	29.75	7.50	3.00	3/4 x 3-1/2	3/4 x 14



NEMA Frame	Catalog Number	E	AL	AO	AL	AU	AX	AZ	BT	XC	XO	XE	D Bolt	AY Bolt
G5000	B5000RLS	10.00	35.00	12.50	0.312	1.00	3.50	12.00	8.00	3.00	6.00	4.50	7/8 x 3-1/2	7/8 x 16

Dimensions are for reference only.
Consult your local sales office for certified dimensions.

Conversion bases

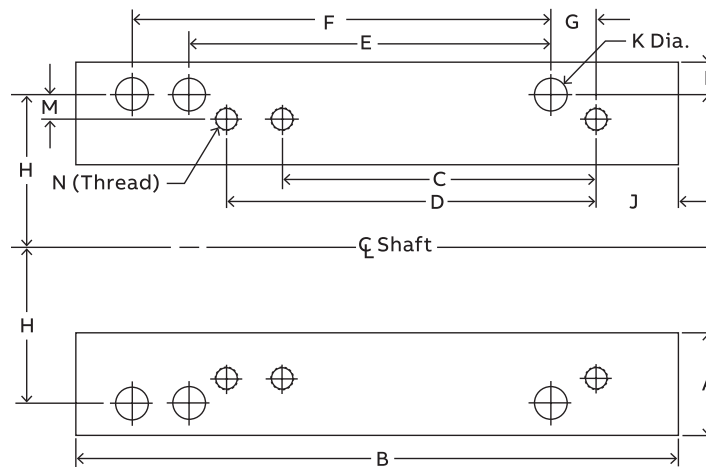


Consisting of right and left hand pieces that fit to existing mounting studs. The "T" frame motor is mounted to the pieces resulting in compensation for the difference in motor height, shaft position and mounting hole.

Catalog Number	Converts From "U" Frame	Converts To "T" Frame	List Price	Mult. Sym.	Ap'x Shpg. Wgt.	Height Inches	Width Inches	Length Inches	Thread
CB1814T	182/184	143T/145T	115	A8	2	1	2 1/4	7 1/2	5/16-18
CB2118T	213/215	182T/184T	162	A8	2	3/4	1 3/4	9 1/2	3/8-16
CB2521T	254U/256U	213T/215T	186	A8	6	1	2 7/16	12 3/4	3/8-16
CB2825T	284U/286U	254T/256T	251	A8	7	3/4	2 3/4	14 1/4	1/2-13
CB3228T	324U/326U	284T/286T	346	A8	9	1	3 1/4	15 3/4	1/2-13
CB3632T	364U/365U	324T/326T	426	A8	12	1	3 11/16	16 1/2	5/8-11
CB4036T	404U/405U	364T/365T	584	A8	20	1	4 1/4	18 5/8	5/8-11
CB5049T	505U	449T	1,054	A8	164	1.50	4.50	28.00	3/4-10
CB5850S	5808/10	5008/10	7,847	A8	250	1.88	6.50	44.88	3/4-10
CB5850M	5810/11	5008/10	7,975	A8	320	1.88	6.50	50.00	3/4-10

Notes: Dimensions are for one piece. Two pieces supplied.
Design is for horizontal mounting. Motor shimming may be required for direct drive applications.

Conversion bases dimension diagrams



Catalog Number	Converts From	Converts To	A	B	Height	C	D	E	F	G	H	J	K	L	M	N (Thread)
CB1814T	182-184	143T-145T	2.25	7.50	1.00	4.00	5.00	4.50	5.50	0.50	3.75	1.00	0.437	0.50	1.0	5/16-18
CB2118T	213-215	182T-184T	1.75	8.50	0.75	4.50	5.50	5.50	7.00	1.00	4.25	1.00	0.437	0.437	0.5	3/8-16
CB2521T	254U-256U	213T-215T	2.437	12.75	1.00	5.50	7.00	8.25	10.00	1.125	5.00	1.00	0.562	0.625	0.75	3/8-16
CB2825T	284U-286U	254T-256T	2.75	14.25	0.75	8.25	10.00	9.50	11.00	1.375	5.50	1.25	0.562	0.937	0.5	1/2-13
CB3228T	324U-326U	284T-286T	3.25	15.75	1.00	9.50	11.00	10.50	12.00	1.50	6.25	1.50	0.687	0.937	0.75	1/2-13
CB3632T	364U-365U	324T-326T	3.687	16.50	1.00	10.50	12.00	11.25	12.25	1.75	7.00	1.75	0.687	1.187	0.75	5/8-11
CB4036T	404U-405U	364T-365T	4.25	18.625	1.00	11.25	12.25	12.25	13.75	2.00	8.00	2.00	0.812	1.25	1.0	5/8-11
CB5744T	449T	586/587	6.50	36.75	3.50	25.00	32.00	22.00	25.00	2.50	-	3.5	1.19	2.00	2.50	-
CB5049T	505U	449T	4.50	28.00	1.50	25.00	-	18.00	-	1.00	9.00	1.50	0.94	1.50	1.00	3/4-10
CB5850S	5808/10	5008/10	6.50	44.88	1.88	25.00	32.00	28.00	36.00	2.50	10.00	2.88	0.91	2.75	1.50	3/4-10
CB5850M	5810/11	5008/10	6.50	50.00	1.88	25.00	32.00	36.00	40.00	3.50	11.50	2.88	0.91	2.75	1.50	3/4-10

Notes: Where applicable, 5808, 5810, & 5811 frame dimensions will meet NEMA MG1.
For all other dimensions, please reference chart above and confirm base and motor will work in your application.

Industrial Grinders



7306

Features:

Cast iron exhaust type wheel guards. 8-foot power cord. Base mounted on/off switch. Rubber feet to minimize vibration.



7306D

Hp	RPM	Wheel Size	Catalog Number	List Price	Mult. Sym.	Shpg. Wgt.	Voltage	Style	Agency Approval	Notes
1/2	3600	7"x1"x5/8"	712	637	G1	45	115	Grinder	UL, CSA	a,c,f,p
1/2	3600	7"x1"x5/8"	762	637	G1	43	115	Grinder/Buffer	UL, CSA	b,c,f,p
1/2	3600	7"x1"x5/8"	712E	745	G1	68	115	Grinder	UL, CSA	a,c,p
1/2	3600	7"x1"x5/8"	762E	745	G1	68	115	Grinder/Buffer	UL, CSA	b,c,p
1/2	1800	7"x1"x5/8"	7306	807	G1	70	115/230	Grinder	UL	a,d,g,p
1/2	3600	7"x1"x5/8"	7307	807	G1	70	115/230	Grinder	UL, CSA	a,d,g,p
1/2	3600	7"x1"x5/8"	7351	807	G1	67	115/230	Grinder/Buffer	UL, CSA	b,d,g,p
1/2	1800	7"x1"x5/8"	7308	807	G1	71	208-230/460	Grinder	UL, CSA	a,d,h,p
1/2	3600	7"x1"x5/8"	7309	807	G1	72	208-230/460	Grinder	UL, CSA	a,d,h,p
1/2	1800	7"x1"x5/8"	7306D	1,015	G1	84	115/230	Grinder	UL	a,d,e,g
1/2	3600	7"x1"x5/8"	7307D	1,015	G1	84	115/230	Grinder	UL	a,d,e,g
1/2	3600	7"x1"x5/8"	7309D	1,015	G1	87	208-230/460	Grinder	UL, CSA	a,d,e,h
1/2 1/3	1800	7"x1"x5/8"	7312D	1,228	G1	90	115	Grinder	UL	a,d,e

Exercise caution and wear safety glasses

Product family code: GBX

Notes:

- (a) Supplied with 36 & 60 grit wheels.
- (b) Supplied with 36 grit and 0.014 wire wheel.
- (c) Stamp steel tool rests.
- (d) Cast iron tool rests.
- (e) Deluxe model includes water pot, tool tray and lighted eyeshields.
- (f) Non-exhaust type wheel guards.
- (g) Factory connected for 115 volts, power cord supplied.
- (h) Factory connected for 208-230 volts, no power cord.
- (p) Supplied with eye shield.

Industrial Grinders



8100W



8100WD



1022W



1022WD

All models have cast iron tool rests and exhaust type wheel guards. 8-foot power cord. Base mounted on/off switch. Rubber feet to minimize vibration.

Hp	RPM	Wheel Size	Catalog Number	List Price	Mult. Sym.	Shpg. Wgt.	Voltage	Style	Agency Approval	Notes
3/4	1800	8"x1"x3/4"	8100W	1,222	G1	99	115/230	Grinder	UL	a,g,p
3/4	1800	8"x1"x3/4"	8100WD	1,394	G1	110	115/230	Grinder	UL	a,e,g
3/4	3600	8"x1"x3/4"	8107W	1,222	G1	99	115/230	Grinder	UL	a,g,p
3/4	3600	8"x1"x3/4"	8107WD	1,394	G1	111	115/230	Grinder	UL	a,e,g
3/4	3600	8"x1"x3/4"	8250W	1,222	G1	97	115/230	Grinder/Buffer	UL	b,g,p
3/4	1800	8"x1"x3/4"	8102W	1,183	G1	98	208-230/460	Grinder	UL, CSA	a,h,p
3/4	1800	8"x1"x3/4"	8102WD	1,372	G1	111	208-230/460	Grinder	UL, CSA	a,e,h
3/4	3600	8"x1"x3/4"	8123W	1,183	G1	99	208-230/460	Grinder	UL, CSA	a,h,p
3/4	3600	8"x1"x3/4"	8123WD	1,372	G1	112	208-230/460	Grinder	UL, CSA	a,e,h
3/4	3600	8"x1"x3/4"	8252W	1,183	G1	95	208-230/460	Grinder/Buffer		b,h,p
3/4	3600	8"x1"x3/4"	8125W	1,183	G1	99	575	Grinder	UL	a,i,p

Exercise caution and wear safety glasses

Product family code: GBX

All models have cast iron tool rests and exhaust type wheel guards. Base mounted on/off switch. Rubber feet to minimize vibration.

Hp	RPM	Wheel Size	Catalog Number	List Price	Mult. Sym.	Shpg. Wgt.	Voltage	Style	Agency Approval	Notes
1	1800	10"x1"x7/8"	1022W	1,558	G1	133	115/230	Grinder	UL	a,J,p
1	1800	10"x1"x7/8"	1022WD	1,784	G1	145	115/230	Grinder	UL	a,e,J
1-1/2	1800	10"x1"x7/8"	1021W	1,536	G1	134	208-230/460	Grinder	UL, CSA	a,h,p
1-1/2	1800	10"x1"x7/8"	1021WD	1,759	G1	146	208-230/460	Grinder	UL, CSA	a,e,h
1-1/2	1800	10"x1"x7/8"	105W	1,536	G1	133	575	Grinder	UL, CSA	a,i,p

Exercise caution and wear safety glasses

Product family code: GBX

Notes:

- (a) Supplied with 36 & 60 grit wheels.
- (b) Supplied with 36 grit and 0.014 wire wheel.
- (e) Deluxe model includes water pot, tool tray and lighted eyeshields.
- (g) Factory connected for 115 volts, power cord supplied.
- (h) Factory connected for 208-230 volts, no power cord.
- (i) 575 volt, 50//60 Hz.
- (J) Factory connected for 115 volts, no power cord.
- (p) Supplied with eye shield.

Industrial Grinders

12 inch



Catalog #1215W
with #GA20 Pedestal
(sold separately)

Cast iron tool rests & exhaust type wheel guards. Manual starter with overload protection. Also includes lighted eyeshield (bulb not included). All three-phase units are suitable for 50/60 Hz, 1500/1800 RPM operation. Wheels sold separately. See chart below.

Hp	RPM	Wheel Size	Catalog Number	List Price	Mult. Sym.	Shpg. Wgt.	Voltage	Style	Agency Approval	Notes
2	1800	12"X2"X1-1/4"	1215W	3,503	G1	253	208-230/460	Grinder	CSA	k
3	1800	12"X2"X1-1/4"	1216W	3,626	G1	248	208-230/460	Grinder	CSA	k
2	1800	12"X2"X1-1/4"	1217W	3,709	G1	253	115/230	Grinder		J
3	1800	12"X2"X1-1/4"	129W	3,626	G1	256	575	Grinder	CSA	i

Exercise caution and wear safety glasses

Product family code: GBX

14 inch



Catalog #1407W
with #GA20 Pedestal
(sold separately)

Cast iron tool rests & exhaust type wheel guards. Magnetic starter with overload protection. Also includes lighted eyeshields (bulbs not included). Suitable for 50/60 Hz operation. Wheels sold separately. See chart below.

Hp	RPM	Wheel Size	Catalog Number	List Price	Mult. Sym.	Shpg. Wgt.	Voltage	Style	Agency Approval	Notes
5	1800	14"X3"X1-1/4"	1406W	4,493	G1	359	230	Grinder	CSA	m
5	1800	14"X3"X1-1/4"	1410W	4,493	G1	362	460	Grinder		m
5	1800	14"X3"X1-1/4"	1408W	4,493	G1	358	575	Grinder	CSA	m
7-1/2	1800	14"X3"X1-1/4"	1407W	4,901	G1	372	230	Grinder	CSA	m
7-1/2	1800	14"X3"X1-1/4"	1411W	4,901	G1	381	208-230/460	Grinder		m
7-1/2	1800	14"X3"X1-1/4"	1409W	4,901	G1	374	575	Grinder	CSA	m

Exercise caution and wear safety glasses

Product family code: GBX

Wheels for 12-Inch and 14-Inch Grinders

High quality aluminum oxide and silicon abrasive in a premium vitrified system

Catalog Number	List Price	Mult. Sym.	Diameter	Face	Bore	Grit	Shpg. Wgt.
B125	238	A8	12"	2"	1-1/4"	30	22
B126	240	A8	12"	2"	1-1/4"	46	22
B147	449	A8	14"	3"	1-1/4"	30	42
B148	449	A8	14"	3"	1-1/4"	46	41

Exercise caution and wear safety glasses

Note: When installing new wheels, check wheels for possible damage. Do not use a damaged wheel.

With new wheel installed, all safety guards in place and operator standing away from front of grinder, run grinder for one minute before applying work.

Notes:

- (i) 575 volt, 50//60 Hz.
- (J) Factory connected for 115 volts, no power cord.
- (k) Factory connected for 230, manual starter, specify voltage when ordering.
- (m) Factory connected for 230, magnetic starter must be changed for other voltages.

Industrial Tool Grinders

Diamond Wheel Grinder



Catalog #522

Diamond Wheel Tool Grinders feature all cast iron construction. Precision built, they have locked double row bearings and a maximum runout of .002 for precise tool and die work. Accommodates cup wheels with 1-1/4" center hole. Large tool tables with protractor type tool support. Light and water pot with spout and faucet that can be moved to either side are standard equipment.

Diamond wheels sold separately. See chart below.

Hp	RPM	Wheel Size	Catalog Number	List Price	Mult. Sym.	Shpg. Wgt.	Voltage	Style	Agency Approval	Notes
1/2	3600	6"x1"x1-1/4"	522	1,867	G1	108	115	Tool Grinder	UL	g
1/2	3600	6"x1"x1-1/4"	532	1,867	G1	109	208-230/460	Tool Grinder	UL	h

Exercise caution and wear safety glasses

Product family code: GBX

Note: Rough service bulb is suggested.

Carbide Tool Grinder



Catalog #500

Carbide Tool Grinders feature all cast iron construction.

Accommodates cup wheels with 1-1/4" center hole. Large tool tables with protractor type tool support. Light and water pot with spout and faucet that can be moved to either side are standard equipment.

Wheels sold separately. See chart below.

Hp	RPM	Wheel Size	Catalog Number	List Price	Mult. Sym.	Shpg. Wgt.	Voltage	Style	Agency Approval	Notes
1/2	3600	6"x1"x1-1/4"	500	1,660	G1	109	115	Tool Grinder	UL	g
1/2	3600	6"x1"x1-1/4"	510	1,660	G1	109	208-230/460	Tool Grinder	UL	h

Exercise caution and wear safety glasses


Product family code: GBX

Note: Rough service bulb is suggested.

Wheels and Accessories



Catalog #D501



Catalog #C61



GA8



GA7

Catalog Number	List Price	Mult. Sym.	Shpg. Wgt.	Face	Grit	Description
D501	994	A8	5	3/4"	120	General Purpose Diamond Wheel
D502	994	A8	2	3/4"	220	Fine Finish Diamond Wheel
C61	217	A8	5	1"	60	Silicone Carbide
C121	217	A8	3	1"	120	Silicone Carbide
S46	143	A8	3	1"	46	Aluminum Oxide
S61	143	A8	3	1"	60	Aluminum Oxide
GA8	525	A8	1			Wheel Dresser with Diamond NIB
GA7	143	A8	1			Diamond NIB for GA8 (7/16 diameter x 1" long)

Exercise caution and wear safety glasses

Note: When installing new wheels, check wheels for possible damage. Do not use a damaged wheel.

With new wheel installed, all safety guards in place and operator standing away from front of grinder, run grinder for one minute before applying work.


Notes:

(g) Factory connected for 115 volts, power cord supplied.

(h) Factory connected for 208-230 volts, no power cord.

Industrial Belt Sanders

There are several options when it comes to industrial belt sanders – fixed and tiltable belts, grinder/sanders and even an adjustable speed sander for increased flexibility. All units come with a base mounted on/off switch. All belt sanders are equipped with 2x48" 80 grit belt.



Catalog #602E-MT



Catalog #248-151D



Catalog #248-181TD



Catalog #248-151TD



Catalog #248-151AS

Hp	RPM	Tiltable Belt	Catalog Number	List Price	Mult. Sym.	Shpg. Wgt.	Voltage	Style	Agency Approval	Notes
1-1/2	3600	Fixed	2048-151D	2,006	G1	88	115/230	Belt Sander	UL	g
1-1/2	3600	Fixed	2048-153D	1,912	G1	76	208-230/460	Belt Sander	UL	h
1-1/2	3600	Three positions	248-151TD	2,220	G1	95	115/230	Belt Sander	UL	g
1-1/2	3600	Three positions	248-153TD	2,095	G1	84	208-230/460	Belt Sander	UL	h
1-1/2	3600	Three positions	248-181TD	2,560	G1	138	115/230	Grinder/Belt Sander		J,l,r
1-1/2	3600	Three positions	248-183TD	2,512	G1	128	208-230/460	Grinder/Belt Sander	UL	h,l,r
1-1/2	0-3600	Three positions	248-151AS	2,816	G1	105	115	Adjustable Speed		g,l

Exercise caution and wear safety glasses

Product family code: GBX

Industrial Buffers



Catalog #333B

Buffers are designed for use with soft cloth wheels **only**. Specific buffing applications may require the addition of operator safety devices. Consult with a safety engineer before installation. Price includes flanges and nuts but does not include wheels.

Hp	RPM	Max. Wheel Size	Shaft Diameter	Catalog Number	List Price	Mult. Sym.	Shpg. Wgt.	Voltage	Agency Approval	Notes
3/4	1800	8"	3/4"	332B	872	G1	55	115/230	UR	g,s
3/4	3600	8"	3/4"	333B	872	G1	56	115/230	UR	g,s
3/4	1800	8"	3/4"	334B	852	G1	54	208-230/460	UR, CSA	h,s
3/4	3600	8"	3/4"	330B	852	G1	56	208-230/460	UR, CSA	h,s
1	1800	10"	7/8"	407B	1,157	G1	60	115/230	UR	j,s
1-1/2	3600	10"	7/8"	410B	1,138	G1	61	115/230	UR	j,s
1-1/2	1800	10"	7/8"	409B	1,111	G1	59	208-230/460	UR, CSA	h,s
1-1/2	3600	10"	7/8"	412B	1,111	G1	62	208-230/460	UR, CSA	h,s
2	1800	12"	1-1/4"	1250	2,679	G1	164	115/230	UR	k
2	3600	12"	1-1/4"	1251	2,603	G1	160	115/230	UR	k
3	1800	12"	1-1/4"	1252	2,460	G1	156	208-230/460	UR, CSA	k
3	3600	12"	1-1/4"	1253	2,390	G1	156	208-230/460	UR, CSA	k
5	1200	14"	1-1/4"	1457	3,592	G1	228	230	UR, CSA	m
5	1800	14"	1-1/4"	1458	3,058	G1	218	230	UR, CSA	m
7-1/2	1800	14"	1-1/4"	1454	3,415	G1	229	230	UR, CSA	m
7-1/2	3600	14"	1-1/4"	1453	3,232	G1	223	230	UR, CSA	m

Exercise caution and wear safety glasses

Product family code: GBX




Catalog #1458
with #GA20 Pedestal
(sold separately)


Notes:

- (g) Factory connected for 115 volts, power cord supplied.
- (h) Factory connected for 208-230 volts, no power cord.
- (j) Factory connected for 115 volts, no power cord.
- (k) Factory connected for 230, manual starter, specify voltage when ordering.
- (l) Supplied with 8"x1"x3/4" 36 grit wheel and 80 grit belt.
- (m) Factory connected for 230, magnetic starter must be changed for other voltages.
- (n) Supplied with 0.014 wire wheel and 36" x 2" 100 grit belt.
- (r) Grinder side eye shield included.
- (s) Base mounted on-off switch.

Big Red Grinders



712RE



812RE

Big red grinders are available with 6", 7" or 8" wheels, equipped with base mounted on/off switch and 8 foot cord with plug. Rubber mounting feet help minimize vibration. Models ending in "E" have exhaust type wheel guards.

Hp	RPM	Wheel Size	Catalog Number	List Price	Mult. Sym.	Shpg. Wgt.	Voltage	Style	Agency Approval	Notes
1/2	3600	7"x1"x5/8"	712R	637	G1	45	115	Grinder	UL, CSA	a,c,f,p
1/2	3600	7"x1"x5/8"	762R	637	G1	43	115	Grinder/Buffer	UL, CSA	b,c,f,p
1/2	3600	7"x1"x5/8"	712RE	763	G1	68	115	Grinder	UL, CSA	a,c,p
1/2	3600	7"x1"x5/8"	762RE	763	G1	66	115	Grinder/Buffer	UL, CSA	b,c,p
3/4	3600	8"x1"3/4"	812RE	1,155	G1	96	115/230	Grinder	UL	a,c,g,p
3/4	3600	8"x1"3/4"	862RE	1,155	G1	95	115/230	Grinder/Buffer	UL	a,c,g,p

Exercise caution and wear safety glasses

Product family code: GBX

Big Red accessories

Pedestals



GA16R

GA14R

Catalog Number	Description	List Price	Mult. Sym.	Shpg. Wgt.
GA16R	Cast iron pedestal can be used on all Big Red Grinders Height is 32-7/8"	536	A8	62
GA16RE	Light industrial version, all steel construction for use on 6" and 7" only, height is 34"	319	A8	36
GA20RE	Light industrial version, all steel construction for use on 8" only, height is 34"	369	A8	54
GA14R	Fabricated steel pedestal with storage shelves can be used on all Big Red Grinders, height is 34-1/2"	369	A8	64
GA9R	2) Lighted eyeshield, 5-1/2" x 3-3/4" viewing area, 8-ft cord with plug, mounts to any Big Red Grinder	206	A8	5
GA9SR	2) Lighted eyeshield with on/off switch, 5-1/2" x 3-3/4" viewing area, 8-ft cord with plug, mounts to any Big Red Grinder	229	A8	5

Lighted Eyeshields



GA9R

GA9SR

Notes:

- (a) Supplied with 36 & 60 grit wheels.
- (b) Supplied with 36 grit and 0.014 wire wheel.
- (c) Stamp steel tool rests.
- (d) Cast iron tool rests.
- (f) Non-exhaust type wheel guards.
- (g) Factory connected for 115 volts, power cord supplied.
- (p) Supplied with eye shield.

Accessories

Dust Control Units for Baldor-Reliance® Grinders, 115V, single phase, 60 Hz



Catalog #1022W with DC10 and GA16 (sold separately)

Catalog Number	Dust Control Unit Price	Mult. Sym.	Grinding Wheel Maximum		Cubic Ft/Min		Air Control Valves	Shpg. Wgt.
			Dia.	Width	Total Cap.	Required Per Wheel By OSHA (o)		
DC7	1,574	A8	7"	1"	440	220	Yes	60
DC8	1,574	A8	8"	1"	440	220	Yes	62
DC10	1,574	A8	10"	1"	440	390	Yes (p)	60
DC12	1,711	A8	12"	2"	440	390	Yes (p)	62
DC12-3	1,711	A8	12"	2"	440	390	Yes (p)	57
DC14-3 (n)	2,791	A8	14"	3"	700	590	Yes (p)	73

Exercise caution and wear safety glasses

- (n) DC14-3 powered with 1Hp TEFC 208-230/460 volt, three phase motor, less cord, switch, and lug.
- (o) From ventilation section 1910.94 table G-4 Federal register vol. 37 #202, 10-18-72.
- (p) Air control valve required to direct total CFM of collector to only the wheel being used to meet OSHA CFM requirements on 10" and larger grinders.

Replacement Filter Bags

Catalog Number	List Price	Mult. Sym.	Dust Control Unit	Shpg. Wgt.
ARB-1	152	A8	DC7, 8, 10, 12, 12-3	1
ARB-2	231	A8	DC14-3	2

Note: Do not collect potentially reactive materials without consulting (NFPA) National Fire Protection Association Standards.

Powered by a 1/2 Hp TEFC single phase Baldor-Reliance® motor with cord, switch, and plug. 230 volt single phase units are available and supplied less switch, cord, and plug. Specify for 230 volt single phase operation. Collectors with three phase motor less cord, switch, and plug are available. For 208-230/460 volt three phase, add suffix -3 to catalog number. Add \$30.00 to list price. Mount dust control units with Grinder and GA16 or GA20 pedestal.

Grinder and Buffer accessories




Item Number	Catalog Number	Description	List Price	Mult. Sym.	Shpg. Wgt.
A	GA16	Pedestal "Cast Iron"	489	A8	62
	GA16E	Pedestal "Steel"	319	A8	36
B	GA14	Pedestal "Steel"	369	A8	64
C	GA20	Pedestal "Cast Iron"	803	A8	119
	GA20E	Pedestal "Steel"	369	A8	54
D	GA24	Water Pot	60	A8	1
E	GA3	Water Pot	162	A8	7
F	GA25	Tool Tray	59	A8	9
G	GA4	Tool Tray	187	A8	6
H	GA11	Eyeshield (pair)	99	A8	2
I	GA10	Eyeshield (pair)	94	A8	1
J	GA9	Lighted Eyeshield (less on/off switch) (pair)	206	A8	5
J-1	GA9-1	same as GA9 except packed 1 unit per carton	114	A8	3
K	GA9S	Lighted Eyeshield (with on/off switch) (pair)	229	A8	6
L	GA13	Eyeshield for 6" Grinders (pair)	53	AB	2
M	AB248	Abrasive Belt 2" x 48" - 80 Grit	32	A8	1

- (A) GA16 Pedestal for 6", 7", 8" and 10" grinders, carbide and diamond wheel grinders, 1/4 Hp through 1-1/2 Hp buffers and belt grinders. Height 32 7/8". GA16E for 6" and 7" grinders "all steel construction". Height 34".
- (B) GA14 Pedestal - fabricated steel, for 7", 8" and 10" grinders, 1/4 Hp through 1 1/2 Hp buffers. Height 34 1/2".
- (C) GA20 Pedestal for 8", 10", 12" and 14" grinders and 3/4 through 7-1/2 Hp buffers. Height 30". GA20RE for 8" & 10" grinders "all steel construction". Height 34".
- (D) GA24 Water Pot for 623E, 673E, 612E, 662E, and 7" (except #712, #712R, #762, & #762R), 8" and 10" grinders. Supplied with mounting bracket and swivel arm. Capacity 1-1/2 pints.
- (E) GA3 Water Pot for GA20 pedestal. Capacity 3 pints.
- (F) GA25 Tool Tray for 623E, 632E, 673E, 612E, 662E, 7" (except #712, #712R, #762, & #762R), 8" and 10" grinders. Supplied with mounting bracket and swivel arm. Diameter 8". Area 48 square inches.
- (G) GA4 Tool Tray for GA20 pedestal. Dimensions 12" x 6".
- (H) GA11 Eyeshield - 6" x 4" shatter resistant Plexiglas®. Fits grinders 7" through 14".
- (I) GA10 Eyeshield - 5" x 4" shatter resistant Plexiglas®. Fits 6" Grinders and #712, #712R, #762 and #762R.
- (J) GA9 Lighted Eyeshield - 5 1/2" x 3 3/4" viewing area made of shatter resistant Plexiglas®. Supplied with 8 foot 3 conductor cord with plug. Accommodates standard 115 volt 60 watt bulb. Supplied less bulb and on/off switch. Mounts to grinders (except tool and belt grinders). Adjusts horizontally and vertically. U.L. listed/CSA certified.
- (J-1) GA9-1 - Same as GA9 except packed 1 per carton. 115 volt only.
- (K) GA9S Lighted Eyeshield with On/Off Switch - 115 volt only.
- (L) GA13 Eyeshield for 600 Series 6" Grinders
- (M) AB248 Abrasive Belt - 2" x 48" - 80 Grit.

Accessories

Wheels for Grinders




Features: Extremely durable aluminum oxide abrasive grain. Excellent for steels and alloy steels. Ideal for numerous general purpose applications.

Catalog Number	List Price	Mult. Sym.	Diameter	Face	Bore	Grit	Shpg. Wgt.
B66	44	A8	6"	3/4"	1/2"	36	2
B67	44	A8	6"	3/4"	1/2"	60	2
B73	60	A8	7"	1"	5/8"	36	4
B74	60	A8	7"	1"	5/8"	60	3
B80	71	A8	8"	1"	3/4"	36	5
B81	71	A8	8"	1"	3/4"	60	4
B102	105	A8	10"	1"	7/8"	36	8
B103	105	A8	10"	1"	7/8"	60	6
B125	238	A8	12"	2"	1-1/4"	30	22
B126	240	A8	12"	2"	1-1/4"	46	22
B147	449	A8	14"	3"	1-1/4"	30	42
B148	449	A8	14"	3"	1-1/4"	46	41

Exercise caution and wear safety glasses

Sewed cotton Buffing Wheels




Features: Wheels are muslin cloth, spiral sewn. These bore sizes will fit shafts 1/8" greater diameter than bore.

Catalog Number	List Price	Mult. Sym.	Diameter	Face	Bore	Shpg. Wgt.
A65	31	A8	6"	1/4"	1/2"	1
A82	38	A8	8"	1/4"	3/4"	1
A103	57	A8	10"	1/4"	7/8"	1

Exercise caution and wear safety glasses

Note: Cotton wheels are supplied in sections 1/4" wide. Two (or more) sections may be put together to make up wheel of desired width.

Wire Brush Wheels



Features: Wheels are crimped, carbon steel wire.

Catalog Number	List Price	Mult. Sym.	Diameter	Face	Bore	Diameter of Wire	Shpg. Wgt.
W64	53	A8	6"	5/8"	1/2"	0.014	1
W70	62	A8	7"	5/8"	5/8"	0.014	1
W82	70	A8	8"	3/4"	3/4"	0.014	1

Exercise caution and wear safety glasses

Note: 6", 7" & 8" grinders equipped with grinding wheels can be converted to have wire brush wheels. To properly fit the wire brush wheels, flat washers or spacer must be placed on both sides of the wheel flanges. This will accommodate the width differences between the wire brush wheel and the original grinding wheel.

Order washers/spacers as follows:

6" (3) HW1000A50, 7" (2) HA2047A01, 8" (4) HW1000A75

Note: When installing new wheels, check wheel for possible damage. Do not use a damaged wheel. With new wheel installed and all safety guards in place, and operator standing away from front of grinder, run grinder for one minute before applying work.

Wear safety glasses. Exercise Caution.

Polishing Lathes and Chucks



340



353T



380WCT



LPL50

Polishing lathes have features preferred by dentists, dental lab technicians, jewelers, lapidary and other for precision, trouble-free polishing. All lathes are supplied with 8-foot cord with plug, rubber feet and heavy construction to minimize vibration, provisions for mounting to a laboratory bench are provided as well.

Hp	RPM	Shaft Diameter/Taper	Catalog Number	List Price	Mult. Sym.	Shpg. Wgt.	Voltage	Style	Notes
1/4	3600/1800	0.375 / 0.250	340	519	G1	31	115	Dual Speed	q
1/4	3000/1500	0.375 / 0.250	342	519	G1	31	220-240	Dual Speed	r
1/4	3600/1800	0.375 / 0.250	353T	569	G1	35	115	Dual Speed	q
1/2	3600	0.375 / 0.250	359T	570	G1	36	115	Single speed	q
1/3	3600/1800	0.375 / 0.250	380T	633	G1	42	115	Dual Speed	q
1/3	3600/1800	0.375 / 0.250	380WCT	1457	G1	47	115	Dual Speed	q,s
1/2	3600	0.625 / straight	LPL50	554	G1	43	115	Single speed	q,t
3/4	3600	0.625 / straight	LPL75	676	G1	48	115/230	Single speed	q,t

Exercise caution and wear safety glasses

Product family code: GBX

Notes:

(q) Factory connected for 115 volts, power cord supplied.

(r) Factory connected for 220-240 volts, power cord without plug.

(s) Right side equipped with Wells Dental "Super Quick" chuck, 2 mandrels, 2 stone, 1 arbor band, 1 soft wheel chuck.

(t) Single shaft, right side.

True-Running Chucks

Made to close-tolerance specifications, keeps vibration to an absolute minimum. All chucks guaranteed to match lathes with standard tapered shafts. Mounting hole 0.370" tapered 0.250 per foot.



R1 R2 L3 L4 R5A R6 L7

Catalog Number	List Price	Mult. Sym.	Description	Shpg. Wgt.
R1	96	A8	Hard Wheel, Right Hand, Brass	1
R2	47	A8	Soft Wheel, Right Hand, Brass	1
L3	92	A8	Hard Wheel, Left Hand, Brass	1
L4	107	A8	Soft Wheel, Left Hand, Brass	1
R5A	158	A8	Burr Chuck, Right Hand,	1
R6	53	A8	Arbor Band, Right Hand, Brass	1
L7	206	A8	Burr Chuck, Left Hand, Stainless	1

Exercise caution and wear safety glasses

Note: R1 & L3 hard wheel chucks accommodate up to 1/4" wide wheel with 1/4" arbor hole. R6 arbor band chuck accommodates 1/2" wide x 3/4" diameter arbor band.

Dust Collector Bags

Catalog Number	List Price	Mult. Sym.	Description	Shpg. Wgt.
DA1	58	A8	Dust Collector Bag (1 per carton). For D60 and D61 Dust Collectors	1

Three Year Warranty

Polishing lathes are warranted against burnouts, defective materials, and workmanship for three full years. Warranty covers all parts except those subject to normal wear. "Wells Quick Chuck" warranted one year by manufacturer.

Motor Mod Express®

Modification Number	Motor Mod Express®	Page No.
Balance	263
M1A	Dynamic Balance of Rotors	
Bearings	263
M2A	Sealed Bearings	
M2B	Ball to Roller 1800 RPM or Below	
M2C	Add Thermocouples to Bearing Housing	
M2D	Bearing RTD'S	
M2E	Add Sealed Bearings	
M2F	Add Ceramic Bearings NEMA 254T through 5810	
M2G	Roller to Ball Bearing 1800 RPM or Below	
Brake Motors	265
M3A	Convert Standard to Weatherproof	
M3B	Convert to Vertical Mounting	
M3C	Add Larger or Smaller Brake	
M3D	Change Stearn's Brake	
M3E	Add a Double C-Face or Coupler Brake	
M3F	Remove Brake from a Brake Motor	
M3G	Change Dodge Brake	
M3H	NEW! Add Nylon Nuts to Brake	
Conduit Box	267
M4A	Tap or Provide Additional Lead Hole	
M4B	Rotate Conduit Box Lead Opening	
M4C	Add Oversized Cast Iron Conduit Box	
M4F	Replace Die Cast Aluminum Conduit Box	
M4G	Add Conduit Box for Thermostat or Heater Leads	
Cord	268
M5A	Install Line Cord in Conduit Box or Terminal Panel	
M5B	Install 6 Foot, 3 Conductor, Type SO Cord	
Switch	269
M6A	Install Switch, Cord and Plug	
M6C	Change from Mechanical to Electronic Switch	
Drains	269
M7A	Add Condensation Drain Holes	
M7B	Install "T" Drain	
M7C	Close Standard Condensation Drain Holes	
M7D	Add Breather Drain to Cast Iron Explosion Proof Motors	
Dripcovers	270
M8A	Install Dripcover on TEFC or ODP	
Leads	271
M10A	Install Terminal Lugs	
M10B	Reconnect from Nine Leads to Three Leads	
M10C	Reconnect Motor to High or Low Voltage	
M10D	Longer Leads	
Lubrication	272
M11A	Install Low Temperature Bearing Lubricant	
M11B	Add High Temperature Grease	
Seals	273
M12A	Install Oil Seals	
M12B	Install Inpro/Seal®	
M12C	NEW! Install V-Ring Seals to Motor	
Mountings	274
M13A	Add Rigid Base	
M13B	Install NEMA C-Face - Steel Band Construction	
M13C-1	Install NEMA C-Face - Cast Iron Construction	
M13C-2	Install NEMA C-Face - IEEE 841 Motors	
M13D	Add D-Flange	
M13E	Remove Rigid Base From Foot Mounted Steel Band Motors	
M13F-1	Convert Mounting Configuration for Steel Band Motor	
M13F-2	Convert Mounting Configuration for Cast Iron Motor	
M13F-3	Convert to F3	

Definite purpose

Unit Handling

Brake

IEC Frame

50 Hertz

Inverter/Vector

DC

Accessories

Grinders

Motor Mod

Motor Mod Express®

Modification Number	Motor Mod Express®	Page No.
Mountings (continued)		
M13G	Install NEMA C Face to Explosion Proof Motors	
M13H	Mount Dust Control Unit on Grinders	
M13I	Labor only to mount grinder or buffer onto a pedestal and package for shipment	
M13J	Add Adjustable Bases	
M13K	Add Two Piece Transition Base	
M13L	Add Steel Fan Cover	
M13M	Add Low Noise Fan and/or Fan Cover	
M13N	Add Cast Iron Fan Cover	
Mounting Diagrams		279
Export		280
M14A	Open Crate Packaging	
M14B	Totally Enclosed Crate Packaging	
M14C	Motor and Nameplate Photograph	
Nameplate		281
M15A	Provide Original Nameplate for Remote Mounting	
M15B	Replace Nameplate	
M15C	Laser Engrave Nameplate into Stainless Steel Motor	
M15E	Mail Nameplates to Customer	
M15F	Mark Nameplate with CE	
M15G	NEW! Provide CSA Division II Nameplate	
Blowers		281
M16A	Add Constant Velocity Blower Unit	
M16B	Convert from a Three Phase to a Single Phase Blower	
Paint		282
M17A	Paint Motor to Baldor-Reliance® Stock Paint Color	
M17B	Paint Motor or Parts to Customer Specified Color	
Lifting Lugs		282
M18A	Add Lifting Lugs up to a 326T Frame Size	
Screens		282
M19A	Add Rodent Screens to Open Drip-Proof Motors	
Hardware		283
M20A	Exchange Plated Hardware for Stainless Steel	
Space Heaters		283
M21A	Add Space Heaters to TEFC or Open Motors	
Textile Service		283
M22A	Lint Proof Fan Cover	
Thermal Protectors		284
M23A	Thermostats	
M23B	Exchange Thermal Overload	
M23C	Install Resistance Temperatures Detectors	
Thermocouples		285
M24A	Iron Constantan	
Thermistors		285
M25A	Thermistors	
Tropicalization		285
M26A	Protection of Windings and Mechanical Parts	
Weatherproofing		285
M27A	Treatment of Windings and Mechanical Parts	
M27B	Upgrade to IP55 Protection	
Shaft Modifications		286
M29A	Drill and Tap or Flat	
M29B	Convert from TEFC to TEAO	
M29C	Threading	
M29D	Convert "T" Frame to "U" Frame Shaft Dimension or Smaller (TS)	
M29F	Shorten Shafts without Reducing the Overall Dimension	
M29I	Machine Explosion Proof Motor Shafts from T to a U Frame	
M29J	Convert "L" Frame shaft to Shorter Shaft for Coupled Duty	

Motor Mod Express®

Modification Number	Motor Mod Express®	Page No.
Grounding Screws	288
M30A	Add Grounding Screw on Endplate	
Tach and Encoder Mounting Kits	288
M31A	Add Tach Mounting Kits to DC Motors	
M31B	Add Tach Mounting Kits with BTG1000 Tach	
M31C	Add Tach Mounting Kits with XPY Tach	
M31D	Add Encoder Kit to Inverter Duty V*S Master or RPMAC Motor	
M31E	Additional Mounted Encoder Option for IDRPM Motors	
Testing	289
M32A	Performance Testing Per IEEE 112	
M32B	Witnessed IEEE 112 Performance Testing	
Testing	289
M33A	Short Motor Test	
M33B	Routine Motor Test	
M33C	Complete Motor Test	
M33D	Calibration Test	
M33E	Sound Measurement Test	
Terminal Blocks (50 Hz, 3 Phase Motors Only)	292
M35A	Install Terminal Blocks in Conduit Box and Connect Leads	
Starters	293
M36A	Add Magnetic or Manual Starter to Grinder or Buffer – Starter – Single Phase	
M36B	Add Magnetic or Manual Starter to Grinder or Buffer – Starter – Three Phase	
M36C	Add Magnetic or Manual Starter to Grinder or Buffer – Magnetic Starter – Three Phase	
M36D	Overload Protection for Dust Control Unit	
Voltage	294
M37A	Change a Grinder Dust Control Unit to a 575 Volt	
M37B	Reconnect Grinder for 230V and change to 230V relay	
Shaft Grounding	295
M39A	Shaft Grounding Systems	
M39B-1	AEGIS® Bearing Protection Ring	
M39B-2	Inpro/Seal® Current Diverter Ring™	
M39B-3	Inpro/Seal® Motor Grounding Seal™	
M39C	Baldor-Reliance® Shaft Grounding Brush Assembly	
Check Total Indicated Runout (TIR)	297
M40A	Check Total Indicated Runout (TIR)	
Vibration Detectors	297
M41A	Provisions for Vibration Detection	
M41B	Add Vibration Switch	
M41C	Add Velocity Transducer	
M41D	Add Accelometer	
Cast Iron Endplate	298
M42A	Install Cast Iron Endplate	
ABB Ability™	298
M43A	NEW! Install ABB Ability™ Smart Sensor for Motors	

Definite purpose

Unit Handling

Brake

IEC Frame

50 Hertz

Inverter/Vector

DC

Accessories

Grinders

Motor Mod

Motor Mod Express®

Ordering Information

Note: Motors made for sale in the U.S. must comply with the Small Motor Rule and the Integral Horsepower Rule (10 CFR 431) including those modified from stock. After any modification, the motor must comply with the minimum efficiency levels if the motor is sold for use in the United States.

Motors sold for use in Canada must comply with the applicable regulations such as Natural Resources Canada if used in that country. Motors sold through distribution into Mexico must be registered and comply with NOM ANCE standards. Motors modified and sold for use in Europe must comply with CE for efficiency and other markings. Other countries have their own specific requirements and certifications for those specific countries.

Order size limited to qty.(1-10) and will ship as a single lot upon completion of modification. To order, specify the catalog number of the stock product and the MOD number. Apply the motor discount to the motor list price. Apply the modification discount symbol MX to the modification list price. Customer will absorb all freight costs when motor is shipped to Fort Smith from field warehouses. For order qty.(1-5) lead times will be as indicated and are subject to availability of stock motors in the Fort Smith and Kings Mountain Warehouses. Orders with qty.(6-10) may require additional scheduling lead time, contact your ABB sales office.

Lead times indicated are subject to availability of stock motors in the Fort Smith and Kings Mountain Warehouses. Customer will absorb all freight costs when motor is shipped to Fort Smith from field warehouses.

Note: Some modifications do not apply to explosion-proof motors. Contact your local sales office for approval.

Modifications for the 449T frame 2300 Volt and above as well as the 5008-5810 frame motors have been specifically created for the General Purpose Motor (GPM) product family of Large AC TEFC motors. Factory modifications are not available for the 450 and 500 IEC frame sizes in the GPM product. Some of the modifications may be used on the Severe Duty or Ammonia Compressor ODP products, however please check with the factory prior to order entry to ensure availability of required modification.

MOD Express Cancellation Policy

Should it be necessary to cancel an order for a motor after it is modified, but before it ships – a cancellation charge of double the modification charge will be invoiced to the customer. Any MOD order cancelled before modification is completed is subject to 25% cancellation charge.

Once shipped, modified motors returned at purchaser's expense will be invoiced at double the MOD fee plus 10% restock fee.

Note: Mod Express for RPM AC, RPM III DC and V*S Master is available. Contact your local Sales Office for details.

Some modifications cannot be performed on UL, CSA, or UL/CSA Certified Grinders, Buffers, or Belt Sanders without voiding the Certification.

In such instances, the Certification Mark(s) would need to be removed.

Please contact your sales representative.

Note

NEW modifications are indicated with **RED** titles.

All lead times indicated are subject to availability of stock motors and parts in the Fort Smith and Kings Mountain warehouse. Please check stock availability before quoting lead time.

Some conversions may not be allowed if they result in a change of operating parameters that affect efficiency or change the EISA or NRCan classification of compliant motors.

Modification prices do not include the cost of the motor, speed reducer, etc.

Motor Mod Express®

Modification Number	Motor Mod Express® Description and List Price	Working Days Required
---------------------	---	-----------------------

Balance

M1A

Dynamic Balance of Rotor

Re-balance stock motor to special balance NEMA 42 through 5810 frame.

TWO DAYS

Squirrel Cage Type			
NEMA Frame	Standard Balance	Special Balance	List Price Per Motor
40 - 140	0.15"/s	0.08"/s	256
180 - 210	0.15"/s	0.08"/s	621
250 - 280	0.15"/s	0.08"/s	894
320 - 360	0.15"/s	0.08"/s	1734
400	0.15"/s	0.10"/s	2100
440	0.15"/s	0.10"/s	2192
5008 - 5810	0.15"/s	0.10"/s	2342

Note: Balance units are for velocity in inches per second. Special balance is the standard level for IEEE-841 (2009).

Bearings

M2A

Sealed

This modification provides the option of replacing standard bearings in AC motors with sealed bearings.

TWO DAYS

NEMA Frame	List Price Per Motor (2 Bearings)
48, 56	181
143 - 145	185
182 - 184	233
213 - 215	233
254 - 256	435
284 - 286	435
324 - 326	562
364 - 365	562

Note: Grease fittings will be replaced with slotted head pipe plugs. Contact your sales Representative. Grease fittings will be replaced with slotted head pipe plugs unless otherwise specified.

M2B

Ball to Roller 1800 RPM or Below

Roller bearings have the capability to handle higher radial loads than ball bearings, but must have high minimum radial loads to operate correctly. Roller bearings must only be used in heavy belted loads, they are not suitable for coupled loads. Only the stock 449T frames 2300V and above, as well as the TEFC 5000 and 5800 frame GPM TEFC motors with "L" shafts have high strength steel shafts. Also see the main catalog section for stocked Baldor-Reliance® motors with roller bearings already installed. These stock motors are identified with a "LR" suffix after the catalog number – Example: EM58606LR-2340.

Does Not Apply to Explosion-Proof Motors or designs that must be built as custom motors.

THREE DAYS

NEMA Frame	List Price Per Motor
449T*	1948
5008L - 5810L	1948

Note: *449T - Applicable to 449T, 2300 volt and above. Users must ensure to not exceed load carrying capability of installed roller bearing. Maxium load capability of a rating can be provided. If unsure of your load data, a belt load datasheet can be provided to assist.

Definite purpose

Unit Handling

Brake

IEC Frame

50 Hertz

Inverter/Vector

DC

Accessories

Grinders

Motor Mod

Motor Mod Express®

Modification Number	Motor Mod Express® Description and List Price	Working Days Required
---------------------	---	-----------------------

Bearings continued...

M2C

Add Thermocouple to Bearing Housing

THREE
DAYS

Iron constantan thermocouples unless specified otherwise. 449T Frame and up, leads for temperature detectors are brought into separate terminal housing condulets located at each bearing housing.

NEMA Frame	List Price Per Bearing
449T*	1477
5008 - 5810	1477

Note: *449T - Applicable to 449T, 2300 volt and above.
5008 frame and up, option is available to terminate detector leads in the stator RTD box rather than condulets. Please advise if required.

M2D

Add Bearing Temperature Detector

THREE
DAYS

100 OHM Platinum Standard. (10 OHM and 120 OHM available)

NEMA Frame	List Price Per Bearing
449T	1477
5008 - 5810	1477

Note: *449T - Applicable to 449T, 2300 volt and above.
5008 frame and up, option is available to terminate detector leads in the stator RTD box rather than condulets. Please advise if required.

M2E

Add Sealed Bearings

TWO
DAYS

See M2A for Sealed Bearings.

M2F

Add Isolated Bearings NEMA 56 Through 5810 (SKF Insocoat or equivalent)

TWO
DAYS

If insulating both bearings, the addition of M39A is recommended.

NEMA Frame	List Price (x2 per set)
56 - 145T	539
182T - 184T	560
213T - 215T	762
254T - 256T	1168
284T - 286T	1466
324T - 326T	1634
364T - 365T	1693
404T - 405T	1772
444T - 445T	1852
447T - 449T	3174
5008 - 5810	1305 (1 Bearing)

Note: Totally Enclosed (TEFC) 449T frames at 2300/4000V and 5008-5810 motors come standard with an insulated opposite drive bearing.
For pricing on 2300/4000V 449T frame, please use 5008-5810 frame adder

M2G

Roller to Ball Bearing 1800 RPM or Below

THREE
DAYS

This modification is to convert all LR catalog 5000 frame motors and above from roller bearings to standard ball bearing design.

NEMA Frame	List Price Per Bearing
5008-5810	1613

Motor Mod Express®

Modification Number	Motor Mod Express® Description and List Price	Working Days Required
---------------------	---	-----------------------

Brake Motors

M3A

Convert Standard to Weatherproof

Standard base mounted, TEFC brake motors will be converted to W/P brake motors. Includes replacement of standard brake with W/P brake of the same rating and weatherproofing of motor (See M27).

Brake Rating lb-ft	List Price Per Motor	Brake Rating lb-ft	List Price Per Motor
3	648	50	1330
6	659	75	1373
10	668	105	1672
15	751	125	2591
25	758	175	3323
35	791	230	3572

Note: TENV, C-Face brake motors can be converted also.
TEFC C-Face brake motors cannot be converted.

CONTACT
YOUR
LOCAL
SALES
OFFICE

M3B

Convert to Vertical Mounting

Standard brake motors will be modified so that brakes will be operable in a brake-below motor or a brake-above motor vertical mounting position.

Brake Rating lb-ft	List Price Per Motor	Explosion-Proof List Per Motor-Additional
10 - 15	STD	159
25 - 35	368	223
50 - 75	416	251
105	551	332
125 - 175	918	552
230	1161	

Note: Specify if brake is to be above or below motor

CONTACT
YOUR
LOCAL
SALES
OFFICE

M3C

Add Larger or Smaller Brake (All Types)

Contact your local sales office for application assistance.

List price: \$308 per brake (plus difference in brake cost).

CONTACT
YOUR
LOCAL
SALES
OFFICE

M3D

Change Stearn's Brake

Brake coils will be changed to allow operation from different voltage supplies for both 50 and 60 hertz AC or from DC supplies. External brake coil lead connections will be brought from the brake or from the motor conduit box when necessary in the application.

Specify brake lead location, voltage of brake coil, frequency of supply source. (Allow 2 weeks for brake coil delivery.)

List price: \$282 per brake (plus any difference in coil cost).

CONTACT
YOUR
LOCAL
SALES
OFFICE

Motor Mod Express®

Modification Number	Motor Mod Express® Description and List Price	Working Days Required
---------------------	---	-----------------------

Brake Motors continued...

M3E

Add a Double C-Face Coupler Brake

Double C-Face coupler brakes. Mounts on motors with C-Face. Provides NEMA C-Face mounting on brake. Spring set, electrically released.

Brake Rating lb-ft	Brake Mounting	List Price Per Motor
3	56C	832
6	56C	1105
6	145TC	1105
10	145TC	1249
15	145TC	2387

Note: Rating up to a 105 ft. lb. is available. Contact sales representative for approval and delivery time.

CONTACT
YOUR
LOCAL
SALES
OFFICE

M3F

Remove Brake From a Brake Motor

Brake is removed for customers who will be supplying a brake at their location.

Brake Rating	List Price Per Motor
All	184

CONTACT
YOUR
LOCAL
SALES
OFFICE

M3G

Change Dodge Brake

Brake will be changed to specified hertz, voltage, and brake rating. (Allow 2 weeks for brake delivery)

List price: \$282 per brake (plus any difference in brake cost).

CONTACT
YOUR
LOCAL
SALES
OFFICE

M3H

Add Nylon Nuts to Brake

Nylon nuts are added to brake only.

List price: \$127

CONTACT
YOUR
LOCAL
SALES
OFFICE

Motor Mod Express®

Modification Number	Motor Mod Express® Description and List Price	Working Days Required
---------------------	---	-----------------------

Conduit Box

M4A

Tap or Provide Additional Lead Hole

Lead outlet hole in conduit box with dimensions as shown below will be tapped to accept threaded conduit as shown in "Optional threaded hole..." column below. An additional clearance hole or threaded hole may be supplied if specified. Use same list adder for threaded hole.

TWO DAYS

NEMA Frame	Hole Diameter *	Stock Motor		List Price Per Motor
		For Conduit Size	Optional Threaded Hole For Conduit Size	
48 - 145T	7/8"	1/2"	3/4"	126
182 - 215T	1-1/16"	3/4"	1"	126
254 - 256T	1-3/8"	1"	1-1/4"	206
284 - 326T	2"	1-1/2"	2"	206
364 - 365T	2-1/2"	2"	2-1/2"	276
404 - 405T	3"	2 1/2"	3"	300
444 - 447T	3"	2-1/2"	3"	300

Note: * Stock motor lead holes are not threaded except on Dirty Duty and Chemical Process motors. Extra lead holes do not apply to Explosion Proof motors. If additional hole is needed, specify hole diameter and exact location. Contact your sales representative for application assistance.

M4B

Rotate Conduit Box Lead Opening

Specify lead opening location facing conduit box

List Price Per Motor: \$147

TWO DAYS

M4C

Add Oversized Cast Iron Conduit Box

NEMA Frame	List Price Per Motor
182-184T	298
213-215T	298
254-256T	298
284-286T	427
324-326T	433
364-365T	459
404-405T	491
447-449T	515

Note: Consider use of IEEE 841 motors that have oversized conduit boxes standard.

TWO DAYS

M4F

Replace Die Cast Aluminum Conduit Box

Install cast iron conduit box with drilled and tapped entrance hole.

NEMA Frame	List Price Per Motor
42 - 56	162
143 - 215T	187
254 - 286T	230
324 - 365T	368

TWO DAYS

Motor Mod Express®

Modification Number	Motor Mod Express® Description and List Price	Working Days Required
---------------------	--	--------------------------

Conduit Box continued...

M4G

Add Conduit Box for Thermostat or Heater Leads

Not for Explosion Proof motors

NEMA Frame	List Price Per Motor
56 - 145T	441
182 - 215T	515
254 - 365T	778
404 - 449T	984

CONTACT
YOUR
LOCAL
SALES
OFFICE

Cord

M5A

Install Line Cord in Conduit Box or Terminal Panel

Heavy duty, industrial type SO oil resistant cord with ground will be installed in conduit box or terminal panel. Strain relief included. Plug not included. **Does Not Apply to Explosion-Proof Motors.**

TWO
DAYS

Some modifications cannot be performed on UL, CSA, or UL/CSA Certified Grinders, Buffers, or Belt Sanders without voiding the Certification. In such instances, the Certification Mark(s) would need to be removed. Please contact your sales representative.

Wire Gauge	Amp Rating		Six Feet or Less List Price	Each Additional Foot to Ten Max List Price
	Single Phase	Three Phase		
18	10	7	133	10
16	13	10	133	11
14	18	15	154	14
12	25	20	162	15

Note: Specify voltage and rotation facing drive end of motor.

M5B

Install 6 Foot, 3 Conductor, Type SO Cord With Plug

With ground plug for 115VAC, single phase only.

Does Not Apply to Explosion-Proof Motors.

TWO
DAYS

Some modifications cannot be performed on UL, CSA, or UL/CSA Certified Grinders, Buffers, or Belt Sanders without voiding the Certification. In such instances, the Certification Mark(s) would need to be removed. Please contact your sales representative.

Hp	List Price Per Motor
1 Hp and smaller	142

NOTE: Advise rotation facing drive end of motor

Motor Mod Express®

Modification Number	Motor Mod Express® Description and List Price	Working Days Required
---------------------	---	-----------------------

Switch

M6A

Install Switch, Cord and Plug

(Single Phase Only)

Includes installation of cord with ground prong and two pole single throw switch.

Does Not Apply to Explosion-Proof Motors

Some modifications cannot be performed on UL, CSA, or UL/CSA Certified Grinders, Buffers, or Belt Sanders without voiding the Certification. In such instances, the Certification Mark(s) would need to be removed. Please contact your sales representative.

Hp	Rating	List Price per Motor
2 Hp and smaller	16-20A/115V or 230V	299

Note: Advise voltage and rotation facing drive end of motor

TWO
DAYS

M6C

Change from Mechanical to Electronic Switch

(Single Phase Only)

2 Hp and smaller (Includes price of switch). Remove mechanical switch from inside motor and install electronic switch in motor conduit box. Contact your sales representative for assistance.

Does Not Apply to Explosion-Proof Motors

Some modifications cannot be performed on UL, CSA, or UL/CSA Certified Grinders, Buffers, or Belt Sanders without voiding the Certification. In such instances, the Certification Mark(s) would need to be removed. Please contact your sales representative.

Hp	List Price per Motor
2 Hp and smaller	313

TWO
DAYS

Drains

M7A

Add Condensation Drain Holes.

A maximum of two additional drilled holes will be made in both endplates of 215T frame and smaller TEFC motors.

A maximum of one additional plastic T-drain fitting will be installed in both endplates of 254T frame and larger TEFC motors.

Does Not Apply to Explosion-Proof Motors

NEMA Frame	List Price Per Motor
215 and Smaller	223
254 - 449	303

Note: Indicate position of drain holes in each endplate.

TWO
DAYS

Motor Mod Express®

Modification Number	Motor Mod Express® Description and List Price	Working Days Required
---------------------	---	-----------------------

Drains continued...

M7B

Install "T" Drain.

Install one stainless steel "T" drain in each end bracket in existing hole.
Does Not Apply to Explosion-Proof Motors

TWO
DAYS

NEMA Frame	List Price Per Motor
254T - 449T	579
5008 - 5810	427

M7C

Close Standard Condensation Drain Holes.

Close existing drain holes with plugs.
Does Not Apply to Explosion-Proof Motors

TWO
DAYS

NEMA Frame	List Price Per Motor
215 and Smaller	185
254 - 449	223

M7D

Add Breather Drains to Cast Iron Explosion-Proof Motor.

Drain Type	List Price Per Motor
UL Listed Explosion Proof Drain - ANSI 316 S.S.	389
UL Listed Explosion Proof Drain - Crouse-Hinds ECD	437

TWO
DAYS

Dripcovers

M8A

Install Dripcover on TEFC or ODP

NEMA Frame	List Price Per Motor ODP or TEFC
48 - 145	147
182 - 184	158
213 - 215	176
254 - 256	202
284 - 286	244
324 - 326	270
364 - 365	488
404-405 (NEMA Frame)	488
444 - 449 (NEMA Frame)	692

TWO
DAYS

Motor Mod Express®

Modification Number	Motor Mod Express® Description and List Price	Working Days Required
---------------------	---	-----------------------

Leads

M10A

Install Terminal Lugs

Ring-type non insulated terminals made of copper alloy and seamless compression type lugs. Prices are standard 3-lead single voltage three-phase motors. Multiply mod list adder for actual number of leads per motor.

NEMA Frame	List Additions for 3 Terminal Lugs
215 and Smaller	180
254-365	223
404-445	265
447-449	265

Note: 5008 and up, come standard with lead lugs. Option is for conversion to single or double Burndy style lugs.
5008 and above contact your sales representative for lead time and freight charges back to plant of manufacturing.

TWO DAYS

M10B

Reconnect Motor from Nine Leads to Three, Specify Voltage When Ordering

NEMA Frame	List Price Per Motor
42 - 145	162
182 - 184	251
213 - 215	333
254 - 256	375
284 - 286	494
324 - 326	624

Note: On explosion proof, leads are connected in conduit box.

TWO DAYS

M10C

Reconnect Motor to High or Low Voltage in Conduit Box

Please specify voltage.

NEMA Frame	List Price Per Motor
42 - 145	162
182 - 184	251
213 - 215	333
254 - 256	375
284 - 286	494
324 - 326	624

TWO DAYS

M10D

Longer Leads, Additional Leads added:

Does Not Apply to Explosion-Proof Motors.

Some modifications cannot be performed on UL, CSA, or UL / CSA Certified Grinders, Buffers, or Belt Sanders without voiding the Certification. In such instances, the Certification Mark(s) would need to be removed. Please contact your sales representative.

NEMA Frame	Number of Leads	List Price		
		18 Inches	24 Inches	36 Inches
42-286	3 - 12 Leads	215	218	224
	3 Leads	324	335	346
324-449	6 Leads	358	380	403
	9 Leads	392	425	459
	12 Leads	425	470	515

Note: If lead requirements are longer than 8 feet contact your sales representative.

TWO DAYS

Motor Mod Express®

Modification Number	Motor Mod Express® Description and List Price	Working Days Required
---------------------	---	-----------------------

Lubrication

M11A

Install Low Temperature Lubricant in Bearings (Single Shield or Open Bearing)

TWO
DAYS

Standard grease is Exxon POLYREX® EM, with bearing operating temperature range of -15° to +250°F. For low temperature operation, please specify either Aeroshell #7 or Mobil Temp SHC-32 low temperature grease which allows an operating temperature range for bearings of -55° to +200°F. New bearings are installed when grease is changed.

Does Not Apply to Explosion-Proof Motors

NEMA Frame	List Price Per Motor
48	126
56 - 145T	135
182 - 184T	145
213 - 215T	150
254 - 256T	192
284 - 286T	213
324 - 326T	299
364 - 365T	319
404 - 405T	507
444 - 449T	700

Note: Low temperature operation below -25C (-13F)

M11B

Add High Temperature Grease

TWO
DAYS

Standard grease is Exxon POLYREX® EM, with bearing operating temperature range of -15° to +250°F. For High temperature operation, please specify Mobilith SHC 220 high temperature grease which allows an operating temperature range for bearings of -40° to +302°F. New bearings are installed when grease is changed.

Does Not Apply to Explosion-Proof Motors

NEMA Frame	List Price Per Motor
48	126
56 - 145T	135
182 - 184T	145
213 - 215T	150
254 - 256T	192
284 - 286T	213
324 - 326T	299
364 - 365T	319
404 - 405T	507
444 - 449T	700

Note: Contact your sales representative to discuss application prior to ordering.

Motor Mod Express®

Modification Number	Motor Mod Express® Description and List Price	Working Days Required
---------------------	---	-----------------------

Seals

M12A

Install Oil Seals

Nitrile is the standard oil seal material.

NEMA Frame	List Price Each
48, 56	342
143T - 145T	342
182T - 184T	378
213T - 215T	417
254T - 256T	574
284T - 286T	673
324T - 326T	760
364T - 365T	956
404T - 405T	956
444T - 449T*	1008

Note: Does Not Apply to Explosion-Proof Motors

*For 449T frames 2300 Volt and above, consult M27B Mod.

CONTACT
YOUR
LOCAL
SALES
OFFICE

M12B

Install Inpro/Seal® Drive End Only

Inpro/Seal® VBX is the standard material used.

Note: Contact your sales representative for opposite drive end installation or order IEEE 841 motor from stock.

Does Not Apply to Explosion-Proof Motors

NEMA Frame	List Price Each
143T-215T	1070
254-256T	1340
284-286T	1428
324-326T	1516
364-365T	1739
404-405T	1825
444-449T	2224
5008 - 5810	1101

FOUR
DAYS

M12C

Install V-Ring Seals to Motor

Add set of V-Ring seals to the motor. One seal in the DE, and another seal between the fan and ODE Endplate.

TENV and OPEN motors only get a seal on the DE.

List per motor: \$266

TWO
DAYS

Motor Mod Express®

Modification Number	Motor Mod Express® Description and List Price	Working Days Required
---------------------	---	-----------------------

Mountings

M13A

Add Rigid Base

Weld stamped steel base to steel band explosion proof motor unless motor meets VEM or VEL. Not available if conversion results in motors that fall under EISA/NRCAN requirements.

TWO
DAYS

NEMA Frame	List Price Per Motor
42 - 48	168
56	172
143 - 145T	172
182 - 184T	209
213 - 215T	251

Note: Not available for cast iron motors.

M13B

Install NEMA C-Face Steel Band Motor Construction

Add to rigid base mounted motor. Not for explosion proof motors.

TWO
DAYS

NEMA Frame	List Price Per Motor
42, 48 & 56	221
143 - 145T (1)	221
182 - 184T (1)	242
213 - 215T (1)	293
254 - 256T (2)	557
284 - 286T (2)	756
324 - 326T (2)	988

Note: (1) These motors will have a non-NEMA BA dimension when C-Face is added.

(2) Applies to ODP only.

284T &
LARGER
SUBJECT TO
CASTING
AVAILABILITY

M13C-1

Install NEMA C-Face - Cast Iron Construction

Install Cast Iron Endplate where aluminum die cast parts are supplied as standard.

TWO
DAYS

Does Not Apply to Explosion-Proof Motors, See M13G

NEMA Frame	NEMA C-Face Price
48 & 56	234
143 - 145T (1)	234
182 - 184T (1)	282
213 - 215T (1)	324
254 - 256T	717
284 - 286T	988
324 - 326T	1069
364 - 365T	1153
404 - 405T	1438
444 - 449T	1725

Note: (1) These motors will have a non-NEMA BA dimension when C-Face is added.

Specify C-face or Standard horizontal endplate.

Westville open motors cannot be modified to C-Face.

Motor Mod Express®

Modification Number	Motor Mod Express® Description and List Price	Working Days Required
---------------------	---	-----------------------

Mountings continued...

M13C-2 Install NEMA C-Face – IEEE 841 Motors

TWO DAYS

NEMA Frame	NEMA C-Face Price
284 - 365TC	1022
324 - 326TC	1590
364 - 326TC	1611
404 - 405TC	1793
447 - 449TC	1902

M13D Add D-Flange

CONTACT YOUR LOCAL SALES OFFICE

Some motors may be converted to D-Flange mounting and meet NEMA BA dimensions.

All other frame sizes needing D-Flange mounting please order as custom motor.

Does not Apply to Explosion Proof Motors

Steel Band

NEMA Frame	List Price Per Motor
140	221
180	598
320	986

Cast Iron

NEMA Frame	List Price Per Motor
180	321 * †
250	1069 * †
280	1192 *
320	1357 *

Note: * TEFC motors only

† Must start with motor that already has C-Face on it.

M13E Remove Rigid Base From Foot Mounted Steel Band Motors

TWO DAYS

NEMA Frame	List Price Per Motor	NEMA Frame	List Price Per Motor
42 - 48	224	213 - 215T	372
56	230	254 - 256T	529
143 - 145T	230	284 - 286T	600
182 - 184T	279	324 - 326T	736

Note: Bases cannot be removed from explosion proof motors.

Definite purpose

Unit Handling

Brake

IEC Frame

50 Hertz

Inverter/Vector

DC

Accessories

Grinders

Motor Mod

Motor Mod Express®

Modification Number	Motor Mod Express® Description and List Price	Working Days Required
---------------------	--	--------------------------

Mountings continued...

M13F-1

Convert Mounting Configuration for Steel

Band Motor

Available on all Steel Band AC motors through 449T Frame. For conversion to F2 designs, check available inventory before using Mod. Consists of repositioning endplate vents, condensation drains, and where applicable, the conduit to positions shown in the Mountings chart at the end of Mountings mods. Converting a steel band motor requires a new steel band frame.

Does Not Apply to Stainless Steel Band Motors

Does Not Apply to Explosion-Proof Motors

NEMA Frame Enclosure	Specify Mounting configuration using Drawing at the end of ModEx Mountings section		List Price Per Motor
	ODP	TEFC	
UP TO 184T	Yes	Yes	564
213 - 215T	Yes	Yes	564
254 - 326T	Yes	254-6	733
364 - 449T	Yes	Yes	959

TEN
DAYS

M13F-2

Convert Mounting Configuration for Cast Iron Motor

Available on all Cast Iron AC motors through 449T Frame. For conversion to F2 designs, check available inventory before using Mod. Consists of repositioning endplate vents, condensation drains, and where applicable, the conduit to positions shown in the Mountings chart at the end of Mountings mods.

Does Not Apply to Explosion-Proof Motors

NEMA Frame Enclosure	Specify Mounting configuration using Drawing at the end of ModEx Mountings section		List Price Per Motor
	ODP	TEFC	
UP TO 184T	Yes	Yes	213
213 - 215T	Yes	Yes	213
254 - 326T	Yes	Yes	213
365 - 449T	Yes	Yes	213
5008-5810	No	Yes	414

Note: For 5008-5810 Open motors (WPI, WPII), please contact factory to determine if F2 is achievable.

THREE
DAYS

M13F-3

Convert to F3

Frames: 5000-5800

List per motor: \$2,976

THREE
DAYS

Motor Mod Express®

Modification Number	Motor Mod Express® Description and List Price	Working Days Required
---------------------	---	-----------------------

Mountings continued...

M13G

Add C-Face to Explosion Proof Motors

Only available on NEMA frames shown below.

THREE
DAYS

NEMA Frame	List Price Per Motor
56	268
143 - 145T (Steel Band only)	268
284 - 286T	1932
324 - 326T	2643
364 - 365T	2957
404 - 405T	3489

Note: Any other frame size must be built as a custom motor.

M13H

Mount Dust Control Unit on Grinders

Labor only to mount dust control unit.

Price does not include the dust control unit or any accessories.

See Accessories to order Dust Control Unit.

TWO
DAYS

Wheel Size	List Price Per Grinder
All	213

M13I

Mount Grinder or Buffer onto Pedestal

Price does not include the grinder or buffer, pedestal or any accessories.

TWO
DAYS

Wheel Size	List Price Per Grinder or Buffer
All	213

M13J

Add Adjustable Motor Bases

Adjustable motor bases bolted to fixed base on stock motor before shipping. NEMA 215T and smaller bases feature one adjusting screw. Bases on NEMA 254T frame and larger feature two adjusting screws.

TWO
DAYS

NEMA Frame	List Price Per Motor
48 - 56	184
143T - 145T	210
182T - 184T	219
213T - 215T	238
254T - 256T	379
284T - 286T	414
324T - 326T	566
364T - 365T	716
404T - 405T	978
444T - 445T	1156
447T - 449T	1331

Note: Bases not suitable for vertical mounting.

Motor Mod Express®

Modification Number	Motor Mod Express® Description and List Price	Working Days Required
---------------------	---	-----------------------

Mountings continued...

M13K **Add Two Piece Transition Base** QUOTE

A custom designed adapter base allows stock 5008-5810 frame motors to mount in existing applications, where standard footprint and shaft height are not sufficient. Mounting dimension and shaft height of existing machine is required prior to order. Please note terminal boxes, accessory boxes, and overall length may be different. Please reference drawing of stock motor to ensure proper overall fit in your application.

List price – Consult factory for quote.

M13L **Add Steel Fan Cover** TWO DAYS

Add Steel Fan Cover on TEFC motors.

NEMA Frame	List Price
5008-5012	650
5810	821

NOTE: Some ratings may come with steel fan cover as standard. Contact your local sales office for lead time and freight charges back to plant of manufacturing

M13M **Add Low Noise Fan and/or Fan Cover** QUOTE

Add low noise steel fan cover to TEFC motors. Please contact your local sales office for expected sound levels when using low noise fan covers.

NEMA Frame	List Price
5008-5810	Quote

M13N **Add Cast Iron Fan Cover** TWO DAYS

Converting a General Purpose, Super-E Cast Iron motor with a Steel Fan Cover to a Cast Iron Fan Cover.

NEMA Frame	List Price
143-145T	271
182-184T	284
213-215T	321
254-256T	349
404-405T	384
447-449T	437

Contact your local sales office for lead time and freight charges back to plant of manufacturing.

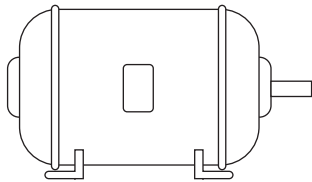
Motor Mod Express®

Modification
Number

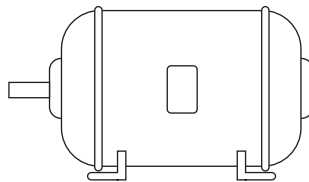
Motor Mod Express®
Description and List Price

Working Days
Required

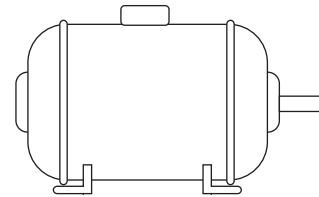
Floor Mountings



Assembly F-1

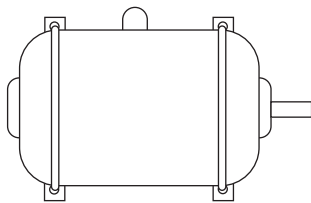


Assembly F-2

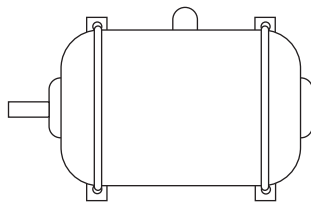


Assembly F-3

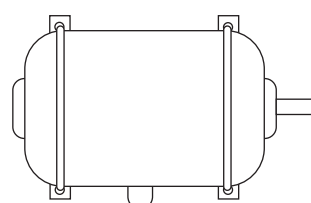
Wall Mountings



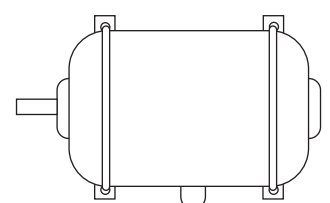
Assembly W-1




Assembly W-2



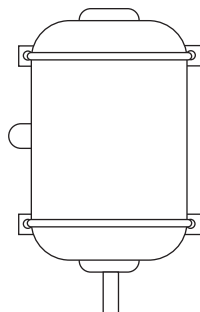
Assembly W-3



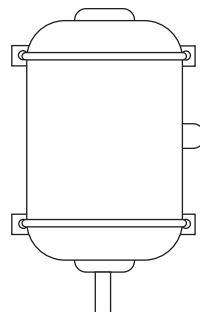
Assembly W-4



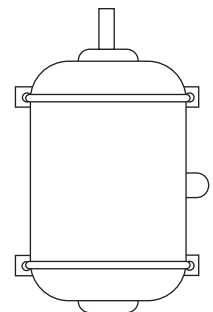
Assembly W-5



Assembly W-6

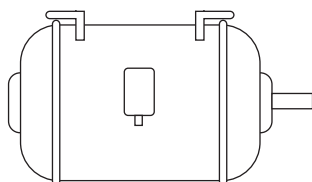


Assembly W-7

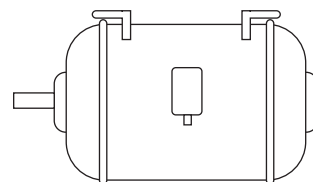


Assembly W-8

Ceiling Mountings



Assembly C-1



Assembly C-2

Note: For all NEMA mounting configurations, refer to NEMA MG 1-2016.

For more information visit baldor.com or new.abb.com/motors-generators

Definite purpose

Unit Handling

Brake

IEC Frame

50 Hertz

Inverter/Vector

DC

Accessories

Grinders

Motor Mod

Motor Mod Express®

Modification Number	Motor Mod Express® Description and List Price	Working Days Required
---------------------	---	-----------------------

Export Packaging

M14A

Open Crate Packaging

EIGHT
DAYS

Replace standard motor packaging with Open Crate. For NEMA 360 thru 449 frames the open crate has Euro base as standard. Requests for Euro pallet on NEMA 320 frame and smaller must be made in shipping instructions.

NEMA Frame	Open Crate List Price
56-215	420
254-326	547
364-445	772
447-449	873
5008-5012	1634
5810	1743

M14B

Totally Enclosed Crate Packaging

EIGHT
DAYS

Replace standard motor packaging with Enclosed Crate. For NEMA 360 thru 449 frames the enclosed crate has Euro base as standard. Requests for Euro pallet on NEMA 320 frame and smaller must be made in shipping instructions.

NEMA Frame	Enclosed Crate List Price
56-215	526
254-326	740
364-445	921
447-449	1070
5008-5012	7323
5810	7979

M14C

Motor and Nameplate Photograph

FIVE
DAYS

Take photo of motor and nameplate for FAA Security Endorsement Documents. Photos will be attached to sales order.

List price per motor: \$85

Motor Mod Express®

Modification Number	Motor Mod Express® Description and List Price	Working Days Required
---------------------	---	-----------------------

Paint

M17A

Paint Motor to Baldor-Reliance® Stock Paint Color

Baldor-Reliance® Stock colors are: Metallic Gray, Reliance Blue/Green, Gold Super-E, Black, White, Silver, Lite Tan. Stock colors for 5008 and up are: White, Black, Yellow, Gray and Signal Red. Please specify color on order.

All orders that call for Epoxy paint require an additional day to allow for complete drying of paint.

NEMA Frame	List Price Per Motor
42 - 215T	147
254 - 449T	579
5008 - 5812	1359

TWO
DAYS

M17B

Paint Motor or Parts to Customer Specified Color

Painted parts include, but are not limited to, fan covers, conduit boxes, drip covers, etc.

Please provide color chip or RAL number on order.

All orders that call for Epoxy paint require an additional day to allow for complete drying of paint.

List price: Contact your local sales office for quote.

TWO
DAYS

Lifting Lugs

M18A

Add Lifting Lugs Up to a 326T Frame Size

NEMA Frame	List Price Per Motor
48 - 145T	219
182 - 215T	272
254 - 286T	353
324 - 326T	431

TWO
DAYS

Screens

M19A

Add Rodent Screens to Open Drip-Proof Motors

NEMA Frame	List Price Per Motor
56	293
143-215T	380
254-365T	461
404-449T	535

TWO
DAYS

Motor Mod Express®

Modification Number	Motor Mod Express® Description and List Price	Working Days Required
---------------------	---	-----------------------

Hardware

M20A

Exchange Plated Hardware with Stainless Steel

Replaces all mounting hardware for fan cover, conduit box, bearing retainers, thru-bolts, and frame bolts with 304 stainless steel hardware.

TWO
DAYS

NEMA Frame	List Price Per Motor
56-184	337
213-215	373
254-256	431
284-286	488
324-326	561
364-405	647
444-445	792
447-449	876
5008-5810	3410

Note: 5008 frame and up, pricing includes grease and relief tubes.

Space Heaters

M21A

Add Space Heaters to TEFC or Open Motors

Standard space heater voltage is 110VAC. Heaters for 230 or 460 volts are available. Specify circuit voltage.

TWO
DAYS

NEMA Frame	List Price Per Motor
145T and Smaller	319
182 - 215T	402
254 - 365T	598
404 - 449T	680

Note: Strip type space heaters are standard.

Does Not Apply to Explosion-Proof Motors

Textile Service

M22A

Lint Proof Fan Cover for Textile Applications

Remove standard fan cover and replace with textile fan shroud and cover.

TWO
DAYS

NEMA Frame	List Price Per Motor
48 - 145T	292
182 - 184T	380
213 - 215T	429
254 - 256T	613
284 - 286T	719
324 - 326T	795
364 - 365T	944
404 - 405T	1026
444 - 449T	1108

Motor Mod Express®

Modification Number	Motor Mod Express® Description and List Price	Working Days Required
----------------------------	--	------------------------------

Thermal Protectors

M23A

Thermostats

TWO DAYS

One or More Thermostats Laced to Winding

For over temperature protection.

These are pilot circuit devices only with leads into conduit box tagged “JJ”.

Specify normally open or closed contacts.

All ECP motors require hermetically sealed thermostats to maintain Division 2 marking.

NEMA Frame	Number of Devices	Standard List Price Per Motor	Hermetically Sealed for Division 2
Single Phase	1	185	N/A
Three Phase 42 - 215T	3 (3)	209	304
Three Phase 254 - 449T	3 (3)	557	653
Direct Current 48 - 215T	1	209	N/A

Note: (3) In Series with two leads into conduit box. Normally open are in parallel.

Does Not Apply to Explosion-Proof Motors

M23B

Exchange Thermal Overload

TWO DAYS

Exchange from manual thermal overload to automatic thermal overload or exchange from automatic thermal overload to manual thermal overload.

NEMA Frame	List Price Per Motor M.T.O to A.T.O. OR A.T.O. to M.T.O.
48 and 56	230
143 and 145T	235
182 - 184T	270
213 - 215T	372

Does Not Apply to Explosion-Proof Motors

M23C

Install Resistance Temperature Detectors

CONTACT YOUR LOCAL SALES OFFICE

Install on low voltage winding endturns (Six 100 OHM RTD's).

NEMA Frame	List Price Per Motor
440T	4096

Note: Installing RTD on winding endturns are not as effective as embedded RTD in winding.

For embedded RTD, build as custom motor.

Does Not Apply to Explosion-Proof Motors

Motor Mod Express®

Modification Number	Motor Mod Express® Description and List Price	Working Days Required
---------------------	---	-----------------------

Winding Thermocouples

(3 per motor, 6 foot standard length)

M24A

Iron Constantan (3 per motor)

Specify location.

TWO DAYS

NEMA Frame	List Price Per Thermocouple
42 - 215T	202
254 - 449T	417

Note: Thermocouples are installed on end turns.
Does Not Apply to Explosion-Proof Motors

Winding Thermistors

Does Not Apply to Explosion-Proof Motors

M25A

Thermistors

Thermistors are normally applied in sets of three (3) per motor, One (1) per phase.

List Price per motor: \$669

TWO DAYS

Tropicalization

M26A

Protection of Windings and Mechanical Parts

Protection from tropical environments.

TWO DAYS

NEMA Frame	List Price Per Motor
Through 215T	AC 244
254 - 365T	350
404 - 449T	598
5008 - 5810	1609

Note: For 5008-5810 this includes epoxy coating of rotor and stator and additional fungus protection

Weatherproofing

M27A

Treatment of Windings and Mechanical Parts

Protection from the elements or high moisture areas.

TWO DAYS

NEMA Frame	List Price Per Motor
42 - 215T	AC 238
254 - 365T	1112
404 - 449T	1306

Note: "Dirty Duty", "CP" and "ECP" motors are weatherproofed as standard.
Does Not Apply to Explosion-Proof Motors

Definite purpose

Unit Handling

Brake

IEC Frame

50 Hertz

Inverter/Vector

DC

Accessories

Grinders

Motor Mod

Motor Mod Express®

Modification Number	Motor Mod Express® Description and List Price	Working Days Required
---------------------	---	-----------------------

Weatherproofing continued...

M27B

Upgrade to IP55 Protection

Includes all necessary mechanical modifications for TEFC motors to meet IP55.

TWO
DAYS

NEMA Frame	List Price
449T	815
5008 - 5810	815

Note: Available for 449T frames 2300V and above

Shaft Modifications

Includes modifications to existing shafts only. Not applicable if new shaft is required. Price each modification per table. One or both bearings will be replaced after shaft modification is complete.

FIVE
DAYS

NEMA Frame	List Price Per Modification	NEMA Frame	List Price Per Modification
42 - 145T	219	254T - 256T	291
182 - 184T	230	284 - 286T	291
ASM62 (5)	270	324-326T	337
213 - 215T	319	364-365T	359
ASM75 (5)	319	404-405T	401

Note: (5) Arbor Saw Motors.

M29A

Drill and Tap One Hole in End of Shaft or Mill Flat on Shaft Extension.

Provide details on order. Price this modification per table above.

THREE
DAYS

M29B

Convert from TEFC to TEAO

Cut off shaft extension for external fan. Price this modification per table above.

Does Not Apply to Explosion-Proof Motors

THREE
DAYS

M29C

Threading

Specify right hand or left hand thread, also type and length of thread. Price this modification per table above.

FIVE
DAYS

Motor Mod Express®

Modification Number	Motor Mod Express® Description and List Price	Working Days Required
---------------------	---	-----------------------

Shaft Modifications continued...

M29D **Convert “T” Frame to “U” Frame Shaft Dimension or Smaller (TS)** FIVE DAYS

Shorten shaft and reduce overall diameter. Provide details on order. For “U” frame conversion on 280, 320, 360, and 440 frames, please enter custom order. Not available through Mod Express.

NEMA Shaft	Conversion of T Frame to TS or U Frame List Price Per Motor
143 thru 145T	219
182 thru 215T	402
254 thru 286T	916
324 thru 365T	1364
404 thru 449T	2248

M29F **Shorten Shafts Without Reducing the Overall Diameter** THREE DAYS

Shortening the shaft may cause the motor to fall out of NEMA standards. If motor falls out of NEMA standards, the nameplate will be designated with a “TZ” to signify short shaft.

NEMA Shaft	List Price Per Motor
48 - 145T	232
182 - 215T	247
254 - 256T	253
324 - 326T	267
364 - 365	281
404 - 405	281
447 - 449	294

M29I **Machine Explosion Proof Motor Shafts from T to U Frame** FIVE DAYS

Contact your local sales office for price and availability.

M29J **Convert “L” Frame to Shorter Shaft for Coupled Duty** FIVE DAYS

This modification includes taking 1800 RPM and slower, 5008-5810L frame and shortening the shaft for Coupled Duty.

NEMA Frame	List Price
5008-5810	5500

Note: For 5008 frames and above please use reference chart below to understand allowable length reductions. Shortening the shaft length on motors with roller bearings is not recommended. If required please contact factory for review.

Frame	Speed (RPM)	Maximum shaft extension length reduction (in.)	Resulting “V” dimension (in.)	Minimum “XBA” (in.)	Standard “XBA” (in.)
5000	1800	4.88	5.12	14.62	19.50
	1200				
	900				
5800	1800	4.26	8.75	19.42	23.68
	1200				
	900				

Definite purpose
 Unit Handling
 Brake
 IEC Frame
 50 Hertz
 Inverter/Vector
 DC
 Accessories
 Grinders
 Motor Mod

Motor Mod Express®

Modification Number	Motor Mod Express® Description and List Price	Working Days Required
---------------------	---	-----------------------

Grounding Screw

M30A	Add Grounding Screw On Endplate Requirement for UL 1081, swimming pool pump motors only (includes slinger.) List price: \$135	TWO DAYS
-------------	---	----------

Tach and Encoder Mounting Kits

M31A	Add Tach Mounting Kits Only These kits are complete and will allow mounting of a BTG1000 or XPY tach generator (tach generator not included). For more information on tachometer kits, see tach mountings kits in the DC motor section.	THREE DAYS
-------------	--	------------

Baldor-Reliance [†] Motor Type	List Price Per Motor
3300P	417
3400D/P	515
3500D/P	536
3600D/P	619
180 - 500 Frame DC	1333

Note: Price includes tach kit.

M31B	Tach Kit with BTG1000 Tach Order tach kit per M31A and order tach separately.	FOUR DAYS
-------------	---	-----------

M31C	Tach Kit with XPY Tach Order tach kit per M31A and order tach separately.	FOUR DAYS
-------------	---	-----------

M31D	Add Encoder Kit to Inverter Duty V*S Master or RPMAC Motor Order encoders separately. Encoders can be found in the inverter/vector motors section.	TWO DAYS
-------------	--	----------

NEMA Frame	RPMAC Frame	List Price Per Motor
56 - 215T	FL/RL180-210	191
254T - 404T	FL/RL 250-400	397
444T - 449T	FL/RL440	619
5008 - 5810	N/A	2614

Note: For 5008-5810 frames motors come with HS35R dynapar encoders.

Motor Mod Express®

Modification Number	Motor Mod Express® Description and List Price	Working Days Required
----------------------------	--	------------------------------

Tach and Encoder Mounting Kits continued...

M31E

Additional Mounted Encoder Options for

IDRPM Motors

List price includes encoder and mounting to motor.

Type	Frame Size	Mfg.	PPR	Mag or Optical	Conn Type	Input Voltage VDC	List Price
HS35	All	BEI	1024	O	MS-TL	5-28	1834
HS35	All	BEI	2048	O	MS-TL	5-28	1834
LP35	All	BEI	1024	M	Term. Block	5-15	1834
LP35	All	BEI	1024	M	MS-TL	5-15	1834
LP35	All	BEI	1024	M	MS-ST	5-15	1834
HS20	All	Dynapar	1024	O	MS-TL	5-26	1834
ST85	All	Northstar	1024	O	EPIC Latch	5-15	3226
HS35M	All	Avtron	1024	M	MS-ST	5-24	1995
HS35M	All	Avtron	1024	M	EPIC Latch	5-24	1995

TWO DAYS

Testing

Contact your local sales office for original factory test reports.

M32A

CSA C390 Method 1 Equivalent to IEEE 112

Method B Performance Testing

Three phase stock motors will be tested under lab conditions according to CSA C390 (equivalent to IEEE 112b).

Complete test data will be supplied.

Bearings are replaced after testing.

NEMA Frame	List Price Per Motor
42 - 215	2400
254 - 320	3901
360 - 449	4694
5008 - 5810	5250

Note: For 449T frames 2300V and above use 5000 frame price – motors will be tested at factory.

SEVEN * DAYS

M32B

Witnessed CSA C390 Method 1 Equivalent to

IEEE 112 Method B Performance Testing

Test schedule must be coordinated with factory.

Bearings are replaced after testing.

NEMA Frame	List Price Per Motor
42 - 215	7709
254 - 320	8613
360 - 449	8837
5008 - 5810	9450

Note: For 449T frames 2300V and above use 5000 frame price - motors will be tested at factory.

SEVEN * DAYS

Note: * Lead time is dependent on Test Lab availability. Contact your local sales office.

Definite purpose

Unit Handling

Brake

IEC Frame

50 Hertz

Inverter/Vector

DC

Accessories

Grinders

Motor Mod

Motor Mod Express®

Modification Number	Motor Mod Express® Description and List Price	Working Days Required
---------------------	--	--------------------------

Testing continued...

M33A

Short Motor Test

SEVEN *
DAYS

Three phase or single phase motors will have any or all of the following motor characteristics measured. Test data will be supplied. All data will be taken on cold motor.

- No Load Current
- Full Load Current
- Breakdown Torque
- Locked Rotor (Starting) Current
- Locked Rotor Torque
- Hi-Potential Test

NEMA Frame	List Price Per Motor
42 - 215T	400
254 - 449T	731

Note: Not available for 449T Frame 2300 Volt and up.

M33B

Routine Motor Test

SEVEN *
DAYS

This is a test reported per IEEE Std. 112 - 2004 Annex B.

All data will be taken on a cold motor.

Test includes:

- No Load Current
- Locked Rotor Current
- High-Potential
- Winding resistance

NEMA Frame	List Price Per Motor
42 - 215T	270
254 - 449T*	496

M33C

Complete Performance Test

SEVEN *
DAYS

A Complete test uses a dynamometer to verify nameplate description and electrical design characteristics. The motor is allowed to achieve its full load temperature rise before making performance measurements. Testing conducted per IEEE Std 112-2004 Annex C. Test report includes:

- No Load Current
- Full Load Current
- Locked Rotor Current
- High-Potential
- Winding Resistance
- Full Load Heat Run
- Temperature Rise
- Full Load Slip
- Measure breakdown and starting torques
- Measure efficiency at 100%, 75%, 50% of full load
- Measure power factor at 100%, 75%, 50% of full load

NEMA Frame	List Price Per Motor
42 - 215T	2400
254 - 320T	3597
360T - 449T*	8787

Note: For 449T frame 2300 Volt and up please see M32A.

Note: * Lead time is dependent on Test Lab availability. Contact your local sales office.

For more information visit baldor.com or new.abb.com/motors-generators

Motor Mod Express®

Modification Number	Motor Mod Express® Description and List Price	Working Days Required
---------------------	---	-----------------------

Testing continued...

M33D

Calibration Test

This test consists of 0 to 125% rated load test measurement of speed, torque, current, power factor and efficiency at rated voltage. The data is provided as a curve plotted on Baldor-Reliance® standard format. Tests may also be performed as a witnessed test.

NEMA Frame	Calibration Test
42 - 215T	2160
254T - 320T	2878
360T - 449T*	7913

Note: Not available for 449T frame 2300 Volt and above.

CONTACT *
YOUR
LOCAL
SALES
OFFICE

M33E

Sound Measurement Test

Two tests are available to measure the sound produced by the motor at idle and operated from a line power supply.

The basic test is an overall sound measurement (one band). The Noise test that verifies sound levels per procedures defined in IEEE-85 under a No Load Condition showing an octave band analysis is also available. Double these prices for witnessed tests.

Note: Sound tests must be performed in Fort Smith or the Motor R&D Lab in Greenville. Allow for extra shipping time and freight charges from plant.

NEMA Frame	List Price Per Motor
42 - 215T	985
254 - 445T	1472
447 - 449T	3595

SEVEN *
DAYS

Note: * Lead time is dependent on Test Lab availability. Contact your local sales office.

For more information visit baldor.com or new.abb.com/motors-generators

Definite purpose

Unit Handling

Brake

IEC Frame

50 Hertz

Inverter/Vector

DC

Accessories

Grinders

Motor Mod

Motor Mod Express®

Modification Number	Motor Mod Express® Description and List Price	Working Days Required
---------------------	---	-----------------------

Terminal Blocks

M35A

Install IEC Terminal Blocks in Conduit Box and Connect Leads

TWO
DAYS

IEC Frame, stocked with terminal blocks.

Advise how motors leads are to be connected.

Does Not Apply to Explosion-Proof Motors

NEMA Frame	List Price
34 FRAME - 56-143T	228
35 FRAME - 56-145T	245
182-184	272
213-215	298
254-256	342
284-286	353
324-326	1031
364-365	1031
404-405	1031
444-449	1031

Definite purpose

Unit Handling

Brake

IEC Frame

50 Hertz

Inverter/Vector

DC

Accessories

Grinders

Motor Mod

Motor Mod Express®

Modification Number

Motor Mod Express®
Description and List Price

Working Days
Required

Starters

Add Magnetic or Manual Starter to Grinder or Buffer

Mounted and wired on Baldor-Reliance® industrial grinders and buffers. Starters are in NEMA 1 enclosure and have the push button in cover. Available only as factory installed options. Lead time is dependent on delivery of the starter. **Price of the starter is included.**

M36A

Starter – Single Phase

Full voltage control.

Some modifications cannot be performed on UL, CSA, or UL/CSA Certified Grinders, Buffers, or Belt Sanders without voiding the Certification. In such instances, the Certification Mark(s) would need to be removed.

Please contact your sales representative.

Grinder Wheel Size	Buffer Hp	Manual		Magnetic
		115/230 Volts List Price	115 Volts List Price	230 Volts List Price
6"	1/3	503	825	922
7"	N/A	503	825	922
8"	3/4	503	946	922
10"	1	503	946	922
N/A	1-1/2	503	946	810
12"	2	Standard Equipment	803*	810*

Note: Specify voltage when ordering.

*Price includes allowance for omission of standard starter.

M36B

Starter – Three Phase

Full voltage control. **Price of the starter is included.**

Some modifications cannot be performed on UL, CSA, or UL/CSA Certified Grinders, Buffers, or Belt Sanders without voiding the Certification. In such instances, the Certification Mark(s) would need to be removed.

Please contact your sales representative.

Grinder Wheel Size	Buffer Hp	Manual		Magnetic
		208-230/460 Volts List Price	208-230 Volts List Price	460 Volts List Price
7"	N/A	581	922	850
8"	N/A	581	922	850
10"	3/4	581	922	850
12"	1	Standard Equipment	650*	597*
12"	2	Standard Equipment	650*	597*

Note: Specify voltage when ordering.

*Price includes allowance for omission of standard starter.

Definite purpose

Unit Handling

Brake

IEC Frame

50 Hertz

Inverter/Vector

DC

Accessories

Grinders

Motor Mod

Motor Mod Express®

Modification Number	Motor Mod Express® Description and List Price	Working Days Required
---------------------	--	--------------------------

Starters continued...

M36C

Magnetic Starter – Three Phase

With Low Voltage Control.

Price of the starter is included.

TWO
DAYS

Grinder Wheel Size	Buffer Hp	Magnetic With 110 Volt Control Circuit Transformer	
		208-230 Volts List Price	460 Volts List Price
7"	N/A	2071	2291
8"	N/A	2071	2291
10"	3/4	2071	2291
12"	1	2032*	2074*
12"	2	2032*	2074*
14"	5	2032*	2074*
14"	7-1/2	2032*	2074*

Note: Specify voltage when ordering.

*Price includes allowance for omission of standard starter.

M36D

Overload Protection for Dust Control Unit

Price of the starter is included.

TWO
DAYS

NEMA Frame	List Price
All	619

Note: Must be used with magnetic control. Contact your sales representative for details.

Voltage

M37A

Change a Grinder Dust Control Unit from 230/460 Volts to 575 Volts

TWO
DAYS

Some modifications cannot be performed on UL, CSA, or UL/CSA Certified Grinders, Buffers, or Belt Sanders without voiding the Certification. In such instances, the Certification Mark(s) would need to be removed.

Please contact your sales representative.

NEMA Frame	List Price
All	184

M37B

Reconnect grinder for 230V and change to 230V relay

TWO
DAYS

List price: \$184

Motor Mod Express®

Modification Number	Motor Mod Express® Description and List Price	Working Days Required
---------------------	---	-----------------------

Shaft Grounding

A shaft ground may be specified by many HVAC, pump and conveyor manufacturers to mitigate the effects of Adjustable Speed Drive circulating currents and prolong bearing life. Shaft grounding is available as an option on Baldor-Reliance custom motors or can be installed on a stock motor in Motor Mod Express®. On applications where washdown or debris may be present, mounting the ground internally on the motor (as custom) may be required.

NOTE: A shaft ground is a sparking device not suited for explosion-proof Division 1 or 2 applications, even when mounted internally.

ABB offers three main types of shaft grounding devices:

- **M39A - Shaft Grounding Systems**
- **M39B - Shaft Grounding Rings**
- **M39C - Shaft Grounding Brush**

M39A

Shaft Grounding Systems

The SGS™ (Shaft Grounding Systems) design is a robust, enclosed unit designed for harsh environments. Mounts to the opposite drive end of the motor on TEFC, TENV, TEBC & ODP motors.



THREE DAYS

NEMA Frame	List Price
56 - 449T	1231

Does Not Apply to Explosion-Proof or Division 2 Motors

M39B-1

AEGIS® Bearing Protection Ring

NEMA Frame	Shaft Diameter	External List Price	Internal List Price
56	0.625	221	663
140T, 180	0.875	232	696
180T, 210	1.125	244	732
210T, 250U	1.375	258	774
250T, 280U	1.625	322	966
280T, 320U, 320TS, 360TS	1.875	343 (1)	1,029
320T, 360U, 400TS	2.125	379 (1)	1,137
360T, 400U, 440TS	2.375	456 (1)	1,368
400T, 440U	2.875	643 (1)	1,929
440T	3.375	766 (1)	2,298

(1) Motors over 100 Hp / 75 kW require an additional modification to add an insulated bearing on the opposite drive end. Reference Mod M2F to add for one insulated bearing on the ODE of the motor.

Note: For this modification, the AEGIS Bearing Protection Ring mounts to the drive end of the motor.

TWO DAYS

Definite purpose

Unit Handling

Brake

IEC Frame

50 Hertz

Inverter/Vector

DC

Accessories

Grinders

Motor Mod

Motor Mod Express®

Modification Number	Motor Mod Express® Description and List Price	Working Days Required
---------------------	---	-----------------------

Shaft Grounding continued...

M39B-2

Inpro/Seal® Current Diverter Ring™

TWO
DAYS

NEMA Frame	Shaft Diameter	List Price
56	0.625	226
140T, 180	0.875	226
180T, 210	1.125	272
210T, 250U	1.375	320
250T, 280U	1.625	383
280T, 320U, 320TS, 360TS	1.875	458 (1)
320T, 360U, 400TS	2.125	515 (1)
360T, 400U, 440TS	2.375	547 (1)
400T, 440U	2.875	653 (1)
440T	3.375	738 (1)

(1) Motors over 100 Hp / 75 kW require an additional modification to add an insulated bearing on the opposite drive end. Reference Mod M2F to add for one insulated bearing on the ODE of the motor.

Note: For this modification, the Inpro/Seal Current Diverter Ring mounts to the drive end of the motor.

M39B-3

Inpro/Seal® Motor Grounding Seal™

THREE
DAYS

The Inpro/Seal Motor Grounding Seal includes their labyrinth seal.

NEMA Frame	Shaft Diameter	List Price
56	0.625	1184
140T, 180	0.875	1184
180T, 210	1.125	1213
210T, 250U	1.375	1242
250T, 280U	1.625	1541
280T, 320U, 320TS, 360TS	1.875	1686 (1)
320T, 360U, 400TS	2.125	1767 (1)
360T, 400U, 440TS	2.375	2083 (1)
400T, 440U	2.875	2225 (1)
440T	3.375	2711 (1)

(1) Motors over 100 Hp / 75 kW require an additional modification to add an insulated bearing on the opposite drive end. Reference Mod M2F to add for one insulated bearing on the ODE of the motor.

Note: For this modification, the Inpro/Seal Motor Grounding Seal (MGS) will be installed on the drive end of the motor (unless otherwise specified), and replaces any existing seal currently installed on the motor. Use of a MGS on both ends of the motor is not recommended as it may introduce the potential for circulating currents.

Motor Mod Express®

Modification Number	Motor Mod Express® Description and List Price	Working Days Required
---------------------	---	-----------------------

Shaft Grounding continued...

M39C

Baldor-Reliance® Shaft Grounding Brush Assembly

Add external or internal shaft grounding brush to motor endplate. Brush contacts motor shaft diameter.

NEMA Frame	External List Price	Internal List Price
48, 56	221	663
140	232	696
180	244	732
210	258	774
250	272	816
280	291 (1)	873 (1)
320	318 (1)	954 (1)
360	350 (1)	1050 (1)
400	386 (1)	1158 (1)
440	431 (1)	1293 (1)
5008 - 5810	1306 (1)	

Does Not Apply to Explosion-Proof Motors

(1) Motors over 100 Hp / 75 kW require an additional modification to add an insulated bearing on the opposite drive end. Reference Mod M2F to add for one insulated bearing on the ODE of the motor.



TWO DAYS

M39D

Add AEGIS® Colloidal Silver Shaft Coating to Shaft

Add a coating of AEGIS colloidal silver to shaft of motor to enhance the conductivity of the surface

List price: \$350

TWO DAYS

Check Total Indicated Runout (TIR)

M40A

Check Total Indicated Runout (TIR)

Check C-face and shaft run out. If applicable check foot flatness.

List price: \$123

TWO DAYS

Vibration Detectors

M41A

Provisions for Vibration Detection

This will include (1) vibration block on DE and (1) on ODE of the motor, with a 1/4 - 28 standard drill and tap. Please specify plane (horizontal, vertical, axial) at time of order.

NEMA Frame	List Price
5008 - 5810	3076

TWO DAYS

Definite purpose

Unit Handling

Brake

IEC Frame

50 Hertz

Inverter/Vector

DC

Accessories

Grinders

Motor Mod

Motor Mod Express®

Modification Number	Motor Mod Express® Description and List Price	Working Days Required
---------------------	---	-----------------------

Vibration Detectors continued...

M41B	Add Vibration Switch Includes adding a vibration switch to each end of the motor, (1) on DE and (1) on ODE	TWO DAYS
-------------	--	----------

NEMA Frame	List Price
5008 - 5810	12,300

Note: Requires M41A.
Providing the vibration switches only. Instrumentation leads are not provided.

M41C	Add Velocity Transducer Pricing is per set of transducers. Up to (3) sets can be supplied per motor to measure Horizontal, Vertical, and Axial positions. Direction of measurement to be specified at order entry.	TWO DAYS
-------------	--	----------

NEMA Frame	List Price
5008 - 5810	5490

Note: Requires M41A.
Providing the velocity transducers only. Instrumentation leads are not provided.

M41D	Add Accelometer Pricing is per set of accelerometers. Up to (3) sets can be supplied per motor to measure Horizontal, Vertical, and Axial positions. Direction of measurement to be specified at order entry.	TWO DAYS
-------------	---	----------

NEMA Frame	List Price
5008 - 5810	5350

Note: Requires M41A.
Providing the accelerometers only. Instrumentation leads are not provided.

Cast Iron Endplate

M42A	Install Cast Iron Endplate	TWO DAYS
-------------	-----------------------------------	----------

NEMA Frame	Cast Iron Endplate Price
48 & 56	151
143 - 145T	159
182 - 184T	168
213 - 215T	185

ABB Ability™

M43A	Install ABB Ability™ Smart Sensor for Motors Pricing includes the installation of a Smart Sensor to NEMA 140 - 440 Cast Iron frames. All sensors mounted through the mod shop come with a 2 year web subscription. Specify between F1, F2 or F3 mounting orientation.	CONTACT YOUR LOCAL SALES OFFICE
-------------	---	---------------------------------

List per motor: \$774

Note: Choosing F3 position may require lifting provisions to be omitted.

ABB Mod Express®

Modification Number	Motor Mod Express®	Page No.
VC002	Replace/Add Customer Motor Nameplate	301
VC005	Add Drip Cover	301
VC008	Add IEC B14 C-Face	301
VC009	Add IEC B5 D-Flange	302
VC066	Convert Motor for other than Horizontal Mounting	302
VC096	Fulfilling Marine Duty LR, without Certificate	302
VC122	Bimetal Detectors 150° C	303
VC135	Additional Stainless Motor Nameplate	303
VC148	Routine Test Report.	303
VC161	Additional Loose Motor Nameplate	304
VC163	Add Adjustable Speed Motor Nameplate	304
VC186	Fulfilling Marine Duty DNV, without Certificate	304
VC450	Add 100-120V Space Heater	304
VC451	Add 200-240V Space Heater	305
VC502	NEW! Pt100 3-wire in stator winding, 1 per phase	305
VC565	NEW! Adapter for terminal box on the side (RHS / F2 position)	305
VC566	NEW! Adapter for terminal box on the side (LHS / F1 position)	305
VC675	Fulfilling Marine Duty ABS, without certificate	306
VCM13E	Remove Mounting Feet	306

ABB Mod Express®

Ordering information

Note: Motors made for sale in the U.S. by ABB must comply with the Integral Motor Horsepower Rule including those modified from stock. After any modification, the motor must comply with the Integral Motor Horsepower Rule or the applicable regulations such as Natural Resources Canada if used in that country.

Note that 50 Hz efficiency levels may not be the same level when operated at 60 Hz. Changing the voltage may also change the IE class.

To order, specify the catalog number of the stock product and the MOD variant code number. Use the motor discount for the motor. All modifications should be priced using the modification list price, applying the appropriate multiplier symbol for the motor. **Lead times indicated are subject to availability of stock motors in the Fort Smith warehouse.** Customer will absorb all freight costs when motor is shipped to Fort Smith for modification from field warehouses.

Note:

Some modifications do not apply to explosion-proof or hazardous duty motors.

Modifications for process performance aluminum and cast iron, M3AA/M3BP.

Contact your local sales office for approval

MOD Express Cancellation Policy

Should it be necessary to cancel an order for a motor after it is modified, but before it ships – a cancellation charge of double the modification charge will be invoiced to the customer. Any MOD order cancelled before modification is completed is subject to 25% cancellation charge.

Once shipped, modified motors returned at purchaser's expense will be invoiced at double the MOD fee plus 10% restock fee.

Note

All lead times indicated are subject to availability of stock motors and parts in the Fort Smith warehouse. Please check stock availability before quoting lead time.

Some conversions may not be allowed if they result in a change of operating parameters that affect efficiency or change the EISA or NRCan classification of compliant motors.

Modification prices do not include the cost of the motor, speed reducer, etc.

NEW modifications are indicated with **RED** titles.

ABB Mod Express®

Modification Number	Motor Mod Express® Description and List Price	Working Days Required
---------------------	--	--------------------------

VC002	<p>Replace/Add Customer Motor Nameplate</p> <p>Restamp voltage, frequency and output, continuous duty. Rating data according to quotation and engineering approval. Rerate must be compliant with pertinent MEPS requirements. You will be required to provide end destination country. MotSize data sheet is required.</p> <p>List per motor: \$160</p>	TWO DAYS
--------------	--	----------

VC005	<p>Add drip cover</p> <p>Add metal drip cover to motor for vertical mounting. Requires VC066. Not for ATEX or hazardous duty motors.</p>	TWO DAYS
--------------	---	----------

IEC Frame Size	Aluminum List Price	Cast Iron List Price
63	N/A	N/A
71 - 80	178	145
90 - 100	129	145
112 - 132	129	145
160	236	264
180	271	303
200	287	321
225	386	432
250	480	538
280	N/A	612

VC008	<p>Add IEC B14 C-Face</p> <p>Add IEC B14 C-face to B3 base mounted motor (Convert to B34). Not for ATEX or hazardous duty motors.</p>	TWO DAYS
--------------	--	----------

IEC Frame Size	Aluminum List Price	Cast Iron List Price
63	215	N/A
71 - 80	203	130
90 - 100	157	188
112 - 132	176	188
160	541	N/A
180	N/A	N/A
200	N/A	N/A
225	N/A	N/A
250	N/A	N/A
280	N/A	N/A

ABB Mod Express®

Modification Number	Motor Mod Express® Description and List Price	Working Days Required
---------------------	--	--------------------------

VC009 Add IEC B5 D-Flange TWO DAYS

Add IEC B5 D-flange to B3 base mounted motor (Convert to B35).

Not for ATEX or hazardous duty motors.

IEC Frame Size	Aluminum List Price	Cast Iron List Price
63	215	N/A
71 – 80	165	130
90 – 100	157	130
112 – 132	176	188
160	338	492
180	472	527
200	640	716
225	710	795
250	777	870
280	N/A	896

VC066 Convert motor for other than horizontal mounting TWO DAYS

Adjust placement of weep holes if motor is used as other than horizontally mounted in normal plane

Not for ATEX or hazardous duty motors.

IEC Frame Size	Aluminum List Price	Cast Iron List Price
63 - 250	66	66

VC096 Fulfilling Marine Duty LR, without certificate (non-essential service only) TWO DAYS

IEC Frame Size	Aluminum List Price	Cast Iron List Price
63	83	N/A
71 – 80	83	87 *
90 - 100	83	87 *
112 – 132	83	87 *
160 - 180	168	171
200 - 250	236	246
280	N/A	580

* Pricing for IE2 motor only; Variant is not available for IE3 motors.

ABB Mod Express®

Modification Number	Motor Mod Express® Description and List Price	Working Days Required
---------------------	--	-----------------------

VC122

Bimetal Detectors 150° C

FIVE DAYS

Install normally-closed winding thermostats (3 in series)

IEC Frame Size	Aluminum List Price	Cast Iron List Price
63	N/A	N/A
71 - 80	202	N/A
90 - 100	230	N/A
112 - 132	241	N/A
160 - 180	N/A	N/A
200 - 250	N/A	N/A
280	N/A	N/A

VC135

Additional Stainless Motor Nameplate

TWO DAYS

Add customer part number, PO, job number, etc.

Not to be used for electrical ratings.

List per motor: \$160

VC148

Routine Test Report

SEVEN DAYS

Supply copies of test report for specific motor on order.

Three phase motors will have the following motor characteristics measured.

Test data will be supplied.

All data will be taken on cold motor.

1. Visual inspection.
2. Terminal markings and direction of rotation.
3. Resistance measurement at ambient temperature.
4. No load test (speed and current).
5. Locked rotor test (torque and current).
6. Withstand voltage test (hipot).
7. Insulation resistance measurement (meg ohm).

IEC Frame Size	Aluminum List Price	Cast Iron List Price
63	221	N/A
71 - 80	221	290
90 - 100	236	290
112 - 132	287	320
160 - 180	314	417
200 - 250	404	453
280	N/A	462

ABB Mod Express®

Modification Number	Motor Mod Express® Description and List Price	Working Days Required
---------------------	--	--------------------------

VC161	Additional Loose Motor Nameplate Add customer part number, PO, job number, etc. Not to be used for electrical ratings. List per motor: \$160	TWO DAYS
--------------	---	----------

VC163	Add Adjustable Speed Motor Nameplate Add adjustable speed nameplate. Rating data according to quotation and engineering approval. Rating must be compliant with with pertinent MEPS requirements. You will be required to provide end destination country. DriveSize data sheet is required. List per motor: \$160	TWO DAYS
--------------	--	----------

VC186	Fulfilling Marine Duty DNV, without certificate (non-essential service only)	TWO DAYS
--------------	---	----------

IEC Frame Size	Aluminum List Price	Cast Iron List Price
63	83	N/A
71 - 80	83	87 *
90 - 100	83	87 *
112 - 132	83	87 *
160 - 180	153	171
200 - 250	220	246

* Pricing for IE2 motor only; Variant is not available for IE3 motors.

VC450	Add 100-120V Space Heater Standard space heater is 120V. Not for ATEX or hazardous duty motors.	FIVE DAYS
--------------	--	-----------

IEC Frame Size	Aluminum List Price	Cast Iron List Price
63	393	N/A
71 - 80	393	320
90 - 100	393	320
112 - 132	393	363
160	523	585
180	576	646
200	643	721
225	736	824
250	886	991
280	N/A	N/A

Crusher Duty Motors Only

NEMA Frame Size	ABB Crusher Duty List Price
586-588	912

ABB Mod Express®

Modification Number	Motor Mod Express® Description and List Price	Working Days Required
---------------------	--	--------------------------

VC451 Add 200-240V Space Heater

FIVE DAYS

Standard space heater is 240V.
Not for ATEX or hazardous duty motors.

IEC Frame Size	Aluminum List Price	Cast Iron List Price
63	393	N/A
71 – 80	393	320
90 – 100	393	320
112 – 132	393	363
160	523	585
180	576	646
200	643	721
225	736	824
250	886	991
280	N/A	N/A

Crusher Duty Motors Only

NEMA Frame Size	ABB Crusher Duty List Price
586-588	912

VC502 Pt100 3-wire in stator winding, 1 per phase

FIVE DAYS

Crusher Duty Motors Only
Not for ATEX or hazardous duty motors.

NEMA Frame Size	ABB Crusher Duty List Price
586-588	1487

VC565 Adapter for terminal box on the side (RHS / F2 position)

FIVE DAYS

Crusher Duty Motors Only
Not for ATEX or hazardous duty motors.

NEMA Frame Size	ABB Crusher Duty List Price
586-588	2900

VC566 Adapter for terminal box on the side (LHS / F1 position)

FIVE DAYS

Crusher Duty Motors Only
Not for ATEX or hazardous duty motors.

NEMA Frame Size	ABB Crusher Duty List Price
586-588	2900

ABB Mod Express®

Modification Number	Motor Mod Express® Description and List Price	Working Days Required
---------------------	--	--------------------------

VC675 Fulfilling Marine Duty ABS, without certificate
(non-essential service only) TWO DAYS

IEC Frame Size	Aluminum List Price	Cast Iron List Price
80-132	83*	87*
160-180	168	143
200-225	236	246
280	N/A	580

* Pricing for IE2 motor only; Variant is not available for IE3 motors.

VCM13E Remove mounting feet from aluminum motors only
(To be used with VC008 or VC009.) TWO DAYS

IEC Frame Size	Aluminum List Price	Cast Iron List Price
63-132	N/A	N/A
160-180	163	N/A
200-250	217	N/A

ABB ATEX Mod Express®

Modification Number	Motor Mod Express®	Page No.
VC002X	Replace/Add Customer Motor Nameplate	309
VC005X	Add Drip Cover	309
VC008X	Add IEC B14 C-Face	309
VC009X	Add IEC B5 D-Flange	310
VC066X	Convert Motor for Other than Horizontal Mounting	310
VC096X	Fulfilling Marine Duty LR, without Certificate	310
VC135X	Additional Stainless Motor Nameplate	310
VC148X	Routine Test Report	311
VC161X	Additional Loose Motor Nameplate	311
VC163X	Add Adjustable Speed Motor Nameplate	311
VC186X	Fulfilling Marine Duty DNV, without Certificate	311
VC403X	Degree of protection IP56	312
VC450X	Add 100-120V Space Heater	312
VC451X	Add 200-240V Space Heater	312
VC675X	Fulfilling Marine Duty ABS, without Certificate	313
VC813X	Thermistor based surface temperature protection T4 for Frequency Converter Duty	313
VCM13X	Remove Mounting Feet	313

ABB ATEX Mod Express®

Ordering information

To order, specify the catalog number of the stock product and the MOD variant code number. Use the motor discount for the motor. All modifications should be priced using the modification list price, applying the appropriate multiplier symbol for the motor. Lead times indicated are subject to availability of stock motors in the Fort Smith warehouse. Customer will absorb all freight costs when motor is shipped to Fort Smith for modification from field warehouses.

Please consider the MEPS and hazardous certificate requirements for the end destination country.

MOD Express Cancellation Policy

Should it be necessary to cancel an order for a motor after it is modified, but before it ships – a cancellation charge of double the modification charge will be invoiced to the customer. Any MOD order cancelled before modification is completed is subject to 25% cancellation charge.

Once shipped, modified motors returned at purchaser's expense will be invoiced at double the MOD fee plus 10% restock fee.

Note

All lead times indicated are subject to availability of stock motors and parts in the Fort Smith warehouse. Please check stock availability before quoting lead time.

Modification prices do not include the cost of the motor, speed reducer, etc.

ABB ATEX Mod Express®

Modification Number	Motor Mod Express® Description and List Price	Working Days Required
---------------------	--	-----------------------

VC002X	Replace/Add Customer Motor Nameplate Restamp voltage, frequency and output, continuous duty. Rating data according to quotation and engineering approval. Rerate must be compliant with pertinent MEPS requirements. You will be required to provide end destination country. MotSize data sheet is required. List per motor: \$160	TWO DAYS
---------------	---	----------

VC005X	Add Drip Cover Add metal drip cover to motor for vertical mounting. Requires VC066.	TWO DAYS
---------------	--	----------

IEC Frame Size	Ex nA List Price	Ex d & Ex de List Price
80	146	146
90 – 132	160	160
160	223	223
180	257	257
200	271	271
225	364	364
250	454	454
280	557	N/A

VC008X	Add IEC B14 C-Face Add IEC B14 C-face to B3 base mounted motor (Convert to B34).	TWO DAYS
---------------	---	----------

IEC Frame Size	Ex nA List Price	Ex d & Ex de List Price
80	215	226
90 – 100	283	297
112 – 132	332	348
160	N/A	N/A
180	N/A	N/A
200	N/A	N/A
225	N/A	N/A
250	N/A	N/A
280	N/A	N/A

ABB ATEX Mod Express®

Modification Number	Motor Mod Express® Description and List Price	Working Days Required
---------------------	--	--------------------------

VC009X Add IEC B5 D-Flange

Add IEC B5 D-flange to B3 base mounted motor
(Convert to B35).

TWO DAYS

IEC Frame Size	Ex nA List Price	Ex d & Ex de List Price
80	202	212
90 – 132	211	222
160	363	437
180	398	437
200	540	587
225	599	630
250	655	688
280	712	751

VC066X Convert Motor for Other than Horizontal Mounting

Adjust placement of weep holes if motor is used as
other than horizontally mounted in normal plane

TWO DAYS

IEC Frame Size	M3GP, Ex nA Only Cast Iron List Price
63-250	65

VC096X Fulfilling Marine Duty LR, without Certificate (non-essential service only)

TWO DAYS

IEC Frame Size	Ex nA, Ex d & Ex de List Price
80-132	84
160-180	126
200-225	182

VC135X Additional Stainless Motor Nameplate

Add customer part number, PO, job number, etc.
Not to be used for electrical ratings.

List per motor: \$160

TWO DAYS

ABB ATEX Mod Express®

Modification Number	Motor Mod Express® Description and List Price	Working Days Required
---------------------	--	-----------------------

VC148X Routine test report SEVEN DAYS

Supply copies of test report for specific motor on order.

Three phase motors will have the following motor characteristics measured.

Test data will be supplied. All data will be taken on cold motor.

1. Visual inspection.
2. Terminal markings and direction of rotation.
3. Resistance measurement at ambient temperature.
4. No load test (speed and current).
5. Locked rotor test (torque and current).
6. Withstand voltage test (hipot).
7. Insulation resistance measurement (meg ohm).

IEC Frame Size	Ex nA List Price	Ex d & Ex de List Price
80-100	290	290
112 - 132	320	320
160 - 180	352	352
200 - 250	383	383
280	462	462

VC161X Additional Loose Motor Nameplate TWO DAYS

Add customer part number, PO, job number, etc.

Not to be used for electrical ratings.

List per motor: \$160

VC163X Add Adjustable Speed Motor Nameplate TWO DAYS

Add adjustable speed nameplate.

Rating data according to quotation and engineering approval.

Rerate must be compliant with pertinent MEPS requirements.

You will be required to provide end destination country.

DriveSize data sheet is required.

Motors can only be used with ABB ACS550 or ACS800 using DTC.

List per motor: \$160

VC186X Fulfilling Marine Duty DNV, without Certificate (non-essential service only) TWO DAYS

IEC Frame Size	Ex nA, Ex d & Ex de List Price
80-132	84
160-180	126
200-225	182

ABB ATEX Mod Express®

Modification Motor Mod Express®
Number Description and List Price

Working Days
Required

VC403X Degree of Protection IP56

TWO DAYS

IEC Frame Size	Ex nA List Price	Ex d & Ex de List Price
80-100	334	334
112 – 132	417	417
160-250	543	543

VC450X Add 100-120V Space Heater

FIVE DAYS

IEC Frame Size	Ex nA List Price	Ex d & Ex de List Price
80-90	308	308
100	308	308
112 – 132	350	350
160	432	432
180	476	476
200	532	532
225	608	608
250	732	732
280	758	758

VC451X Add 200-240V Space Heater

FIVE DAYS

Standard space heater is 240V.

IEC Frame Size	Ex nA List Price	Ex d & Ex de List Price
80-90	308	308
100	308	308
112 – 132	350	350
160	432	432
180	476	476
200	532	532
225	608	608
250	732	732
280	758	758

ABB ATEX Mod Express®

Modification Motor Mod Express®
Number Description and List Price

Working Days
Required

VC675X Fulfilling Marine Duty ABS, without Certificate (non-essential service only)

TWO DAYS

Please note for M3KP/M3JP, Exd/Exde motors only.

Not available for M3GP/ExnA.

IEC Frame Size	Ex d & Ex de List Price
80-132	84
160-180	126
200-225	182

VC813X Thermistor Based Surface Temperature Protection T4 for Frequency Converter Duty. (Ex d and Ex de only must be combined with VC163)

TWO DAYS

Not available for M3GP/ExnA.

IEC Frame Size	Ex d & Ex de List Price
80-100	218
112-132	258
160-180	308
200-250	321
280	N/A

VCM13X Remove Mounting Feet. To be used with VC008X or VC009X.

TWO DAYS

Please note for M3KP/M3JP, Exd/Exde motors only.

Not available for M3GP/ExnA.

IEC Frame Size	Ex d & Ex de List Price
63-132	108

Index

Catalog Number	Page Number	List Price	Mult Sym.	Ship Wgt ⁽¹⁾	Type Code	Prod Family Code
340	258	519	G1	31		GBX
342	258	519	G1	31		GBX
500	253	1,660	G1	109		GBX
510	253	1,660	G1	109		GBX
522	253	1,867	G1	108		GBX
532	253	1,867	G1	109		GBX
712	250	637	G1	45		GBX
762	250	637	G1	43		GBX
1250	254	2,679	G1	164		GBX
1251	254	2,603	G1	160		GBX
1252	254	2,460	G1	156		GBX
1253	254	2,390	G1	156		GBX
1453	254	3,232	G1	223		GBX
1454	254	3,415	G1	229		GBX
1457	254	3,592	G1	228		GBX
1458	254	3,058	G1	218		GBX
7306	250	807	G1	70		GBX
7307	250	807	G1	70		GBX
7308	250	807	G1	71		GBX
7309	250	807	G1	72		GBX
7351	250	807	G1	67		GBX
09-1309	241	394	A8	22		
09-1309GLD	241	394	A8	22		
09-1310	241	596	A8	22		
09-1310GLD	241	596	A8	22		
09-9154CR	242	437	A8	22		
09CB5001A01SP	244	82	P1	3		
09CB5001A01SP-GLD	244	82	A8	3		
09CB5001A15SP	244	69	P1	3		
09CB5001A15SP-GLD	244	69	A8	3		
10-1304	241	483	A8	32		
10-1304GLD	241	483	A8	32		
10-1305	241	457	A8	32		
10-1305ECP8	242	894	A8	32		
10-1305GLD	241	457	A8	32		
1021W	251	1,536	G1	134		GBX
1021WD	251	1,759	G1	146		GBX
1022W	251	1,558	G1	133		GBX
1022WD	251	1,784	G1	145		GBX
105W	251	1,536	G1	133		GBX
10-9254CR	242	517	A8	32		
10CB5001A01SP	244	119	P1	6		
10CB5001A01SP-GLD	244	119	A8	6		
10CB5002A01SP	244	132	P1	4		
10CB5002A01SP-GLD	244	132	A8	6		
10EP1502A01SP	245	581	A8	39		
12-1105	241	563	A8	48		
12-1105ECP8	242	1,124	A8	48		
12-1105GLD	241	563	A8	48		
1215W	252	3,503	G1	253		GBX
1216W	252	3,626	G1	248		GBX
1217W	252	3,709	G1	253		GBX
12-9404CR	242	657	A8	48		
129W	252	3,626	G1	256		GBX
12EP1501A03SP	245	1,003	A8	51		
133-6FBA	247	69	A8	5		
1406W	252	4,493	G1	359		GBX
1407W	252	4,901	G1	372		GBX
1408W	252	4,493	G1	358		GBX
1409W	252	4,901	G1	374		GBX
1410W	252	4,493	G1	362		GBX
1411W	252	4,901	G1	381		GBX
180-5002	243	903	P1	18		
180-5002	243	903	P1	18		
2048-151D	254	2,006	G1	88		GBX
2048-153D	254	1,912	G1	76		GBX
210-5001	243	1,193	P1	12		
248-151AS	254	2,816	G1	105		GBX
248-151TD	254	2,220	G1	95		GBX
248-153TD	254	2,095	G1	84		GBX
248-181TD	254	2,560	G1	138		GBX
248-183TD	254	2,512	G1	128		GBX
250-5001	243	1,668	P1	75		
280-5002	243	2,343	P1	57		
320-5002	243	3,080	P1	87		
330B	254	852	G1	56		GBX
332B	254	872	G1	55		GBX

Catalog Number	Page Number	List Price	Mult Sym.	Ship Wgt ⁽¹⁾	Type Code	Prod Family Code
333B	254	872	G1	56		GBX
334B	254	852	G1	54		GBX
33CB5000A01SP	244	40	P1	1		
33CB5001A01SP	244	40	P1	1		
34-171	241	60	A8	2		
34-3300FD	241	69	A8	2		
34-3900T	241	60	A8	1		
34-3903A	242	73	A8	2		
34-3903A-GLD	242	73	A8	2		
34-3903T	241	76	A8	2		
34-3903T-GLD	241	76	A8	2		
34CB5001A01SP	244	39	P1	1		
34CB5001A01SP-GLD	244	39	A8	1		
35-1300	241	120	A8	6		
35-1300GLD	241	120	A8	6		
35-1325	241	154	A8	11		
35-1325GLD	241	154	A8	11		
35-1409	242	172	A8	11		
35-1409GLD	242	172	A8	11		
35-3300FD	241	138	A8	6		
35-3304	241	85	A8	4		
353T	258	569	G1	35		GBX
35-8762	241	70	A8	3		
35-8762GLD	241	70	A8	3		
35-8764	242	77	A8	3		
35-8764GLD	242	77	A8	3		
359T	258	570	G1	36		GBX
35CB5001A01SP	244	42	P1	1		
35CB5001A01SP-GLD	244	42	A8	1		
35EP1506A01SP	245	245	A8	8		
36-1037	241	137	A8	8		
36-1037GLD	241	137	A8	7		
36-1206A	242	176	A8	13		
36-1206A-GLD	242	176	A8	13		
36-1206B	242	186	A8	14		
36-1206B-GLD	242	186	A8	14		
36-1749	241	173	A8	12		
36-1749GLD	241	173	A8	12		
36-3301	241	99	A8	5		
36-3301FD	241	198	A8	12		
36-3301FDA	241	198	A8	12		
36-3301GLD	241	99	A8	5		
36-3303FD	241	158	A8	8		
36-3303FDA	241	158	A8	8		
36-3403	242	116	A8	5		
36-3403GLD	242	116	A8	5		
36-486	242	194	A8	8		
36-486GLD	242	194	A8	8		
36CB5001A01SP	244	45	P1	1		
36CB5001A01SP-GLD	244	45	A8	1		
36CB5001A06SP	244	50	P1	2		
36CB5001A06SP-GLD	244	50	A8	2		
36CB5001A07SP	244	70	P1	2		
36EP1304A62SP	245	275	A8	15		
37-1302	241	292	A8	18		
37-1302GLD	241	292	A8	18		
37-1304	241	192	A8	12		
37-1304GLD	241	192	A8	12		
37-1402	242	274	A8	18		
37-1402GLD	242	274	A8	18		
37-1404	242	254	A8	14		
37-1404GLD	242	254	A8	14		
37-3301FD	241	221	A8	12		
37CB5002A06SP	244	50	P1	3		
37CB5002A06SP-GLD	244	50	A8	3		
37CB5002A07SP	244	50	P1	4		
37CB5002A07SP-GLD	244	50	A8	4		
380T	258	633	G1	42		GBX
380WCT	258	1,457	G1	47		GBX
39-1403	242	411	A8	21		
39-1403GLD	242	411	A8	21		
39-3400	242	256	A8	19		
40-1400	242	417	A8	31		
40-1400GLD	242	417	A8	31		
40-1401	242	469	A8	41		
40-1401GLD	242	469	A8	41		
407B	254	1,157	G1	60		GBX
409B	254	1,111	G1	59		GBX

(1) Shipping weight is approximate.

Index

Catalog Number	Page Number	List Price	Mult Sym.	Ship Wgt ⁽¹⁾	Type Code	Prod Family Code
410B	254	1,138	G1	61		GBX
412B	254	1,111	G1	62		GBX
413336-1R	226	1,689	A8	7		
413336-2R	226	1,689	A8	9		
417077-102	205, 227	1,642	A8	6		
417077-124	205, 227	1,893	A8	18		
417077-126	227	3,538	A8	1		
417077-127	227	2,123	A8	1		
417077-130	206	625	E8	1		
417077-131	206	750	E8	1		
417077-133	204	1,442	E8	5		
417077-136	204	1,442	E8	4		
417077-141	206	1,142	E8	1		
417077-143	206	897	E8	1		
417077-144	206	897	E8	1		
417077-145	206	1,753	E8	1		
417077-151	204	2,821	E8	21		
417077-153	204	1,598	E8	9		
417077-156	204	2,367	E8	9		
417077-165	204	1,442	E8	15		
417077-167	204	1,598	E8	21		
417077-168	204	2,367	E8	11		
417077-170	204	1,442	E8	11		
417077-173	204	2,060	E8	11		
417077-182	204	2,060	E8	11		
417077-183	204	1,442	E8	15		
417077-184	206	605	E8	1		
417077-185	206	605	E8	1		
417077-186	206	650	E8	1		
417077-187	206	870	E8	1		
417077-188	204	1,442	E8	11		
417077-189	204	1,442	E8	11		
417077-191	204	2,060	E8	11		
417077-192	204	2,367	E8	21		
417077-201	206	1,730	E8	1		
417077-202	206	750	E8	1		
417077-205	204	1,442	E8	15		
417077-206	204	2,060	E8	21		
417077-208TL	204	1,442	E8	6		
417077-212TL	204	1,442	E8	6		
417077-213TL	204	1,442	E8	1		
417077-242TL	204	1,442	E8	6		
417077-244	204	1,442	E8	5		
417077-245	204	2,250	E8	9		
417077-246	204	2,060	E8	11		
417077-51	227	1,491	A8	44		
417077-57	205, 227	911	A8	2		
417077-58	227	911	A8	4		
417077-59	205, 227	911	A8	4		
417077-65	227	1,165	A8	7		
417077-74	227	2,123	A8	90		
417077-75	227	2,324	A8	1		
417708-120	204	2,060	A8	23		
417708-126	226	5,128	E8	5		
417708-133	226	4,036	E8	5		
417708-134	226	4,036	E8	5		
417708-135	226	4,036	E8	5		
417708-136	226	5,128	E8	6		
417708-137	226	5,128	E8	6		
417708-151	226	4,036	E8	5		
417708-156	226	1,689	A8	8		
417708-201	205	240	A8	20		
417708-202	205	240	A8	20		
417708-203	205	240	A8	20		
417708-21	226	1,689	A8	7		
417708-22	226	1,689	A8	9		
417708-244	226	4,673	N5	35		
417708-245	226	4,673	N5	22		
417708-246	226	4,673	N5	22		
417708-26	226	1,689	A8	7		
417708-27	226	1,689	A8	9		
417708-30	226	3,164	E8	5		
417708-32	226	3,164	E8	5		
417708-33	226	3,164	E8	5		
417708-34	226	3,764	E8	5		
417708-36	226	3,764	E8	5		
417708-37	226	3,764	E8	5		
417708-41	226	1,091	A8	2		
417708-42	226	1,091	A8	1		
417708-85	204	1,598	A8	5		
417708-87	204	2,060	A8	6		
417709-17	226	4,245	A8	6		
417709-65	226	4,245	A8	6		
417709-66	226	4,245	A8	9		
417709-67	226	4,245	A8	15		
419914-10A	205	469	E8	39		
419914-10B	205	469	E8	27		
419914-10D	205	547	E8	48		
419914-10G	205	547	E8	55		
419914-10K	205	1,006	E8	81		
419914-10L	205	547	E8	52		
419914-10M	205	547	E8	28		
419914-10N	205	1,525	E8	58		
419914-10P	205	1,485	E8	56		
419914-10R	205	1,006	E8	81		
419914-10S	205	1,006	E8	91		
419914-11F	205	2,476	A8	132		
419914-11G	205	2,476	E8	141		
419914-11H	205	4,672	A8	140		
419914-11J	205	4,672	A8	150		
419914-11K	205	4,672	A8	160		
419914-11L	205	4,672	A8	165		
419914-11M	205	1,300	A8	105		
419914-11N	205	1,300	E8	124		
419914-11P	205	1,110	E8	91		
419914-11R	205	1,110	E8	91		
419914-1A	227	340	A8	1		
419914-1B	227	634	A8	1		
419914-1C	227	1,223	A8	1		
419914-1D	227	1,606	A8	1		
419914-1E	227	2,166	A8	1		
419914-1R	227	1,223	A8	1		
419914-1S	227	634	A8	1		
419914-1T	227	1,223	A8	1		
419914-1U	227	1,223	A8	1		
419914-1W	227	1,606	A8	1		
419914-9A	205	469	E8	13		
419914-9B	205	469	E8	14		
419914-9C	205	469	E8	15		
419914-9D	205	469	E8	17		
419947-29	227	1,491	A8	83		
419947-30	227	1,491	A8	39		
419947-32	227	1,832	A8	84		
419947-34	227	2,123	A8	90		
419947-40	206	1,747	E8	1		
419947-41	206	2,123	A8	1		
419947-42	206	2,324	A8	1		
42-1300	242	750	A8	36		
42-1300GLD	242	750	A8	36		
42-1400	242	730	A8	31		
42-1400GLD	242	730	A8	31		
42384-26BE	227	340	A8	17		
42384-26BF	227	319	A8	1		
42384-26BH	227	340	A8	1		
42384-26D	227	340	A8	1		
44-1402	241	1,086	A8	121		
44-1402GLD	241	1,086	A8	121		
44-1403	241	1,086	A8	121		
44-1403A	242	844	A8	41		
44-1403A-GLD	242	844	A8	41		
44-1403GLD	241	1,086	A8	121		
712E	250	745	G1	68		GBX
712R	255	637	G1	45		GBX
712RE	255	763	G1	68		GBX
7306D	250	1,015	G1	84		GBX
7307D	250	1,015	G1	84		GBX
7309D	250	1,015	G1	87		GBX
7312D	250	1,228	G1	90		GBX
762E	250	745	G1	68		GBX
762R	255	637	G1	43		GBX
762RE	255	763	G1	66		GBX
8100W	251	1,222	G1	99		GBX
8100WD	251	1,394	G1	110		GBX
8102W	251	1,183	G1	98		GBX

(1) Shipping weight is approximate.

Index

Catalog Number	Page Number	List Price	Mult Sym.	Ship Wgt ⁽¹⁾	Type Code	Prod Family Code
8102WD	251	1,372	G1	111		GBX
8107W	251	1,222	G1	99		GBX
8107WD	251	1,394	G1	111		GBX
8123W	251	1,183	G1	99		GBX
8123WD	251	1,372	G1	112		GBX
8125W	251	1,183	G1	99		GBX
812RE	255	1,155	G1	96		GBX
8250W	251	1,222	G1	97		GBX
8252W	251	1,183	G1	95		GBX
862RE	255	1,155	G1	95		GBX
A103	257	57	A8	1		
A65	257	31	A8	1		
A82	257	38	A8	1		
AB248	256	32	A8	1		
AEM2237-4	172	3,322	L1	271		DPL
AEM2238-4	172	4,017	L1	271		DPL
AEM2333-4	172	5,581	L1	312		DPL
AEM2334-4	172	6,728	L1	421		DPL
AEM3683-4	172	1,433	L1	89		DPL
AEM3686-4	172	1,539	L1	91		DPL
AEM3689-4	172	1,639	L1	95		DPL
AEM3783-4	172	1,891	L1	155		DPL
AEM3787-4	172	2,476	L1	166		DPL
AEM4103-4	172	8,576	L1	561		DPL
AEM4104-4	172	9,689	L1	559		DPL
AEM4307-4	172	11,513	L1	874		DPL
AEM4311-4	172	13,865	L1	915		DPL
AEM4314-4	172	16,941	L1	1294		DPL
AFL3504A	163	380	K	32		FD1
AFL3510A	163	550	K	47		FD1
AFL3520A	163	399	K	29		FD1
AFL3521A	163	470	K	39		FD1
AFL3522A	163	651	L1	43		FD1
AFL3523A	163	795	L1	51		FD1
AFL3524A	163	829	L1	52		FD1
AFL3525A	163	608	K	42		FD1
AFM3528	163	404	K	24		FD3
AFM3529	163	439	K	22		FD3
AFM3530	163	507	L1	31		FD3
AFM3532	163	672	L1	45		FD3
ANFL3501M	162	549	K	24		FD1
ANFL3504M	162	616	K	28		FD1
ANFL3507M	162	718	K	34		FD1
ANFL3510M	162	886	K	41		FD1
ANFL3514M	162	1,315	K	49		FD1
AOM25904T	150	3,194	L1	218		HV3
AOM3454	150	337	K	18		HV3
AOM3455	150	529	K	19		HV3
AOM3458	150	376	K	18		HV3
AOM3535	150	557	K	22		HV3
AOM3538	150	442	K	25		HV3
AOM3539	150	600	K	24		HV3
AOM3542	150	476	K	23		HV3
AOM3543	150	617	K	31		HV3
AOM3546T	150	495	L1	33		HV3
AOM3554T	150	515	L1	34		HV3
AOM3556T	150	626	L1	35		HV3
AOM3558T	150	546	L1	38		HV3
AOM3607T	150	716	L1	51		HV3
AOM3611T	150	640	L1	59		HV3
AOM3614T	150	768	L1	63		HV3
AOM3615T	150	740	L1	71		HV3
AOM3617T	150	1,212	L1	62		HV3
AOM3702T	150	1,839	L1	97		HV3
AOM3704T	150	962	L1	92		HV3
AOM3705T	150	2,010	L1	113		HV3
AOM3708T	150	1,377	L1	115		HV3
AOM3710T	150	949	L1	116		HV3
AOM3714T	150	1,150	L1	126		HV3
ARB-1	256	152	A8	1		
ARB-2	256	231	A8	2		
B102	257	105	A8	8		
B103	257	105	A8	6		
B125	252, 257	238	A8	22		
B126	252, 257	240	A8	22		
B143T	247, 248	137	A8	1		
B145T	247, 248	137	A8	1		

Catalog Number	Page Number	List Price	Mult Sym.	Ship Wgt ⁽¹⁾	Type Code	Prod Family Code
B147	252, 257	449	A8	42		
B148	252, 257	449	A8	41		
B182T	247, 248	145	A8	1		
B184T	247, 248	145	A8	1		
B213T	247, 248	168	A8	1		
B215T	247, 248	168	A8	1		
B254T	247, 248	276	A8	2		
B256T	247, 248	276	A8	2		
B284T	247, 248	314	A8	2		
B286T	247, 248	314	A8	2		
B324T	247, 248	485	A8	2		
B326T	247, 248	485	A8	2		
B364T	247, 248	604	A8	2		
B365T	247, 248	604	A8	2		
B404T	247, 248	898	A8	2		
B405T	247, 248	898	A8	2		
B444T	247, 248	1,097	A8	2		
B445T	247, 248	1,097	A8	2		
B447T	247, 248	1,293	A8	2		
B449T	247, 248	1,293	A8	2		
B48T	247, 248	107	A8	1		
B500ORLS	247, 248	1,948	A8	1		
B56T	247, 248	107	A8	1		
B66	257	44	A8	2		
B67	257	44	A8	2		
B73	257	60	A8	4		
B74	257	60	A8	3		
B80	257	71	A8	5		
B81	257	71	A8	4		
BC138	234, 239	218	E9	1		
BC139	234, 239	218	E9	1		
BC140	234, 239	369	E9	3		
BC140-FBR	234, 239	510	E9	3		
BC141	235, 240	202	E9	1		
BC141-SIH	235	477	E9	2		
BC142	235, 240	202	E9	2		
BC142-5	235, 240	225	E9	1		
BC142-6	235, 240	224	E9	1		
BC142-6-SIH	235	499	E9	1		
BC142-SIH	235	499	E9	2		
BC143	234, 238	72	E9	2		
BC144	234	124	E9	1		
BC145	234, 237	211	E9	1		
BC147	234	30	E9	1		
BC148	234	13	E9	1		
BC149	234	15	E9	1		
BC152	234	193	E9	1		
BC153	237	223	E9	1		
BC154	237, 239	467	E9	5		
BC154-P	237	467	E9	5		
BC154-R	237	616	E9	5		
BC154-SI	237	751	E9	5		
BC155	235, 240	660	E9	5		
BC156	237	145	E9	1		
BC157	237	27	E9	1		
BC158	237	60	E9	1		
BC159	237	32	E9	1		
BC160	237, 239	537	E9	3		
BC200	235, 238, 240	704	E9	4		
BC201	235, 238, 240	836	E9	1		
BC203	235, 238, 240	1,052	E9	11		
BC204	235, 238, 240	377	E9	3		
BC204-BPSI	235, 238	487	E9	3		
BC212	238	216	E9	1		
BC215	238	100	E9	1		
BC216	238	77	E9	1		
BC218	234, 238	36	E9	1		
BC245	238	213	E9	1		
BC24-LF	234	75	E9	1		
BC253	238	27	E9	1		
BC254	237, 238, 239	673	E9	5		
BC254-FBR	237, 238, 239	706	E9	5		
BC258	238	60	E9	1		
BC259	238	27	E9	5		
BC354	237, 239	723	E9	5		
BCWD140	237, 239	625	E9	6		
BL3507	180	1,455	K	42		BE1

(1) Shipping weight is approximate.

Index

Catalog Number	Page Number	List Price	Mult Sym.	Ship Wgt ⁽¹⁾	Type Code	Prod Family Code
BL3510	180	1,540	K	52		BE1
BL3516	178	940	K	27		BE1
BL3517	178	991	K	27		BE1
BL3518	178	1,075	K	32		BE1
BLWL05-L	214	814	E8	7		
BLWL06-L	214	917	E8	8		
BLWL07-L	214	982	E8	21		
BLWL09-L	214	1,068	E8	28		
BLWL10-L	214	1,098	E8	35		
BLWL12-L	214	1,134	E8	46		
BLWL14-L	214	1,218	E8	55		
BLWM07-F	214	982	E8	21		
BLWM09-F	214	1,068	E8	31		
BLWM10-F	214	1,098	E8	35		
BLWM12-F	214	1,198	E8	46		
BLWM14-F	214	1,219	E8	55		
BLWM16-F	214	1,704	E8	71		
BLWM18-F	214	2,387	E8	87		
BM3108	182	908	K	27		BE3
BM3112	182	1,057	K	31		BE3
BM3116	182	1,185	K	33		BE3
BM3538	178	993	K	31		BE3
BM3539	178	1,368	K	35		BE3
BM3542	178	1,162	K	31		BE3
BM3543	178	1,436	K	39		BE3
BM3569	178	914	K	27		BE3
BNM3538-D	176	954	K	43		UH3
BNM3542-D	176	1,297	K	47		UH3
BR0006	236	11	E9	1		
BR0010SP	236	11	E9	1		
BR0015SP	236	11	E9	1		
BR0025	236	11	E9	1		
BR0035	236	11	E9	1		
BR0050	236	11	E9	1		
BR0100	236	11	E9	1		
BR0101	236	11	E9	1		
BR0180	236	11	E9	1		
BR0250	236	11	E9	1		
BR0251	236	11	E9	1		
BR0350	236	11	E9	1		
BR0510	236	11	E9	1		
BR1000	236	11	E9	1		
BTG1000	232	559	DS	7		
BTG100XPS	232	1,021	N5	6		
BTG50XPS	232	1,021	N5	2		
BTG60XPS-M	232	1,021	N5	2		
BTGWD100XPS	232	1,214	N5	2		
BTGWD50XPS	232	1,214	N5	2		
C121	253	217	A8	3		
C61	253	217	A8	5		
CB1814T	249	115	A8	2		
CB2118T	249	162	A8	2		
CB2521T	249	186	A8	6		
CB2825T	249	251	A8	7		
CB3228T	249	346	A8	9		
CB3632T	249	426	A8	12		
CB4036T	249	584	A8	21		
CB5049T	58, 249	1,054	A8	164		
CB50549T	58	1,221	A8	194		
CB5844T	249	2,458	A8	465		
CB5850M	249	7,975	A8	321		
CB5850S	249	7,847	A8	251		
CBK003-1	183, 243	670	A8	1		
CBK006-1	183, 243	986	A8	1		
CBK006-2	183, 243	986	A8	1		
CBK010-1	183, 243	1,150	A8	1		
CBK015-1	183, 243	2,457	A8	1		
CBL015ZD-2	212	198	E8	1		
CBL030ZD-2	212	230	E8	1		
CBL046ZD-2	212	263	E8	2		
CBL061ZD-2	212	291	E8	2		
CBL091ZD-2	212	355	E8	3		
CBL152ZD-2	212	477	E8	6		
CBL229ZD-2	212	632	E8	8		
CBL305ZD-2	212	787	E8	8		
CBL455ZD-2	212	1,023	E8	15		
CBL606ZD-2	212	1,407	E8	16		

Catalog Number	Page Number	List Price	Mult Sym.	Ship Wgt ⁽¹⁾	Type Code	Prod Family Code
CBLST2TL	212	400	E8	2		
CBLTL2ST	212	400	E8	2		
CBM7006	110	3,306	K	95		XPM
CBM7010	110	3,682	K	93	3512M	XPM
CD1803R	222	9,906	N2	212	3726M	R3D
CD1805R	222	7,266	N2	175		R3D
CD2003P-2	229	9,326	N2	171		RSV
CD2003R-2	222	11,067	N2	198		R3D
CD2005P-2	229	9,369	N2	171		RSV
CD2005R-2	222	11,067	N2	219		R3D
CD2007P-2	229	10,821	N2	222		RSV
CD2007R-2	222	12,042	N2	235		R3D
CD2010P-2	229	11,207	N2	251		RSV
CD2015P-2	229	12,720	N2	418		RSV
CD2015R-BV	224	17,153	N2	345		R3B
CD2105R	222	14,534	N2	355		R3D
CD3425	221	720	K	23		WFS
CD3433	221	787	K	24	3413D	WFS
CD3434	221	787	K	24	3413D	WFS
CD3450	221	895	K	29	3413D	WFS
CD3451	221	895	K	29	342D	WFS
CD3475	221	1,113	K	34	342D	WFS
CD3476	221	1,113	K	34	3428D	WFS
CD5318	221	1,571	K	54	3428D	WFS
CD5319	221	2,099	K	53	3535D	WFS
CD5333	221	1,135	K	31	3535D	WFS
CD5350	221	1,253	K	38	3513D	WFS
CD5375	221	1,475	K	45	352D	WFS
CD6202	221	2,779	L1	98	3528D	WFS
CD6203	221	3,156	L1	135	3646D	WFS
CD6215	221	2,350	L1	84	3668D	WFS
CD6218	221	2,099	L1	65	3636D	WFS
CD6219	221	2,099	L1	66	3623D	WFS
CD7502	221	4,877	L1	115	3623D	WFS
CD7503	221	5,187	L1	137	3646D	WFS
CDD1803R	222	6,040	N2	161	3668D	R3D
CDM3537	54	630	SD	26		SDD
CDM3538	54	655	SD	29		SDD
CDM3539	54	850	SD	31		SDD
CDM3542	54	681	SD	33		SDD
CDM3543	54	862	SD	38		SDD
CDMG2310	230	10,998	N2	251		RLM
CDMG2315	230	16,684	N2	251		RLM
CDMG2320	230	18,625	N2	613		RLM
CDMG2325	230	20,265	N2	886		RLM
CDMG2333	230	25,423	N2	881		RLM
CDP3306	216	716	K	23		PMS
CDP3310	216	716	K	24	332P	PMS
CDP3316	216	755	K	27	332P	PMS
CDP3320	216	845	K	27	3327P	PMS
CDP3326	216	845	K	31	3327P	PMS
CDP3330	216	845	K	32	3336P	PMS
CDP3335	216	755	K	26	3336P	PMS
CDP3410-V12	220	770	K	23	3327P	PML
CDP3410-V24	220	730	K	23	3416P	PML
CDP3420-V12	220	845	K	31	3416P	PML
CDP3420-V24	220	806	K	31	3416P	PML
CDP3430-V12	220	876	K	37	3416P	PML
CDP3430-V24	220	835	K	35	342P	PML
CDP3436	216	1,026	K	38	3424P	PMS
CDP3440	216	1,026	K	38	3428P	PMS
CDP3440-V12	220	1,257	K	42	3428P	PML
CDP3440-V24	220	871	K	41	343P	PML
CDP3443	216	908	K	36	3424P	PMS
CDP3445	216	1,248	K	44	342P	PMS
CDP3445-V12	220	1,818	K	45	3435P	PML
CDP3445-V24	220	1,810	K	46	3435P	PML
CDP3450	216	1,026	K	38	3435P	PMS
CDP3455	216	1,248	K	44	3428P	PMS
CDP3460	216	1,026	K	38	3435P	PMS
CDP3575	216	2,298	L1	65	3428P	PMS
CDP3580	216	2,000	L1	53	3536P	PMS
CDP3585	216	2,742	L1	74	3524P	PMS
CDP3590	216	2,298	L1	66	3548P	PMS
CDP3603	216	3,377	L1	112	3536P	PMS
CDP3604	216	3,358	L1	112	3649P	PMS
CDP3605	216	5,731	L1	161	3649P	PMS

(1) Shipping weight is approximate.

Index

Catalog Number	Page Number	List Price	Mult Sym.	Ship Wgt ⁽¹⁾	Type Code	Prod Family Code
CDPSWD3406	218	1,110	K	28	3688P	PMF
CDPSWD3410	218	1,110	K	29	3413P	PMF
CDPSWD3426	218	1,315	K	38	3413P	PMF
CDPSWD3430	218	1,315	K	37	3428P	PMF
CDPSWD3545	218	1,943	K	63	3428P	PMF
CDPSWD3555	218	1,943	K	63	3536P	PMF
CDPT3306	217	2,044	K	27	3536P	PMT
CDPT3310	217	2,044	K	27	332P	PMT
CDPT3316	217	2,085	K	31	332P	PMT
CDPT3320	217	2,085	K	31	3327P	PMT
CDPT3326	217	2,344	K	36	3327P	PMT
CDPT3330	217	2,216	K	35	3336P	PMT
CDPT3436	217	2,615	K	45	3336P	PMT
CDPT3440	217	2,344	K	44	3428P	PMT
CDPT3445	217	2,615	K	51	3428P	PMT
CDPT3455	217	2,615	K	51	3435P	PMT
CDPT3575	217	3,629	L1	71	3435P	PMT
CDPT3585	217	4,072	L1	79	3536P	PMT
CDPT3603	217	4,736	L1	122	3548P	PMT
CDPT3605	217	7,085	L1	164	3649P	PMT
CDPWD3306	218	927	K	24	3681P	PMW
CDPWD3310	218	927	K	25	332P	PMW
CDPWD3316	218	979	K	27	332P	PMW
CDPWD3320	218	979	K	27	3327P	PMW
CDPWD3326	218	1,101	K	32	3327P	PMW
CDPWD3330	218	1,101	K	32	3336P	PMW
CDPWD3436	218	1,328	K	38	3336P	PMW
CDPWD3440	218	1,328	K	38	3428P	PMW
CDPWD3445	218	1,620	K	44	3428P	PMW
CDPWD3455	218	1,620	K	44	3435P	PMW
CDPWD3575	218	3,099	L1	66	3435P	PMW
CDPWD3585	218	2,698	L1	75	3536P	PMW
CDPWD3603	218	4,733	L1	116	3548P	PMW
CDPWD3605	218	8,017	L1	157	3649P	PMW
CDPX3406	217	1,965	K	38	3681P	PMX
CDPX3410	217	1,965	K	38	3413P	PMX
CDPX3416	217	2,468	K	44	3413P	PMX
CDPX3420	217	2,468	K	43	342P	PMX
CDPX3426	217	2,787	K	46	342P	PMX
CDPX3430	217	2,787	K	46	3428P	PMX
CDPX3436	217	3,445	K	51	3428P	PMX
CDPX3440	217	3,445	K	51	3435P	PMX
CDPX3545	217	4,588	K	73	3435P	PMX
CDPX3555	217	4,588	K	71	3536P	PMX
CDPX3575	217	4,904	L1	81	3536P	PMX
CDX1850	221	2,852	L1	111	3548P	WFX
CDX1875	221	3,776	L1	111	3623D	WFX
CDX2001	221	4,697	L1	112	3623D	WFX
CDX7100	221	3,899	L1	112	3623D	WFX
CDX7150	221	5,163	L1	121	3623D	WFX
CDX7200	221	5,798	L1	135	3636D	WFX
CEBM3546T	178	1,571	L1	43	3646D	BE3
CEBM3554T	178	1,692	L1	48	3522M	BE3
CEBM3558T	178	1,740	L1	52	3526M	BE3
CEBM3558T-D	176	1,775	L1	61		UH3
CEBM3611T	178	1,945	L1	77	3528M	BE3
CEBM3611T-D	176	2,250	L1	103		UH3
CEBM3615T	178	2,279	L1	111	3628M	BE3
CEBM3615T-D	176	2,608	L1	121		UH3
CEBM3615T-DI	181	2,279	L1	123		BE3
CEBM3710T	178	4,179	L1	149	3642M	BE3
CEBM3710T-D	176	3,678	L1	141		UH3
CEBM3714T	178	4,557	L1	183	3738M	BE3
CEBM3714T-D	176	4,495	L1	165		UH3
CEBM7014T	110	4,881	L1	99	3752M	XPM
CEBM7023T	110	5,908	L1	145	3524M	XPM
CEBM7142T	110	6,217	L1	241	3624M	XPM
CEBM7144T	110	7,489	L1	289		XPM
CECG332005	149	460	EU	12		EU3
CECG332005-4	149	460	EU	12		EU3
CECG332010	149	530	EU	18		EU3
CECG332010-4	149	530	EU	18		EU3
CECG332015	149	634	EU	21		EU3
CECG332015-4	149	634	EU	21		EU3
CECG332020	149	773	EU	22		EU3
CECG332020-4	149	773	EU	22		EU3
CECG332030T	149	1,074	EU	27		EU3

Catalog Number	Page Number	List Price	Mult Sym.	Ship Wgt ⁽¹⁾	Type Code	Prod Family Code
CECG332030T-4	149	1,074	EU	27		EU3
CECG334005	149	547	EU	15		EU3
CECG334005-4	149	547	EU	15		EU3
CECG334010T	149	631	EU	18		EU3
CECG334010T-4	149	631	EU	18		EU3
CECG334015T	149	769	EU	25		EU3
CECG334015T-4	149	769	EU	25		EU3
CECG334020T	149	1,026	EU	31		EU3
CECG334020T-4	149	1,026	EU	31		EU3
CECG334030T	149	1,680	EU	40		EU3
CECG334030T-4	149	1,680	EU	40		EU3
CECG338005	149	571	EU	21		EU3
CECG338005-4	149	571	EU	21		EU3
CECG338010T	149	955	EU	30		EU3
CECG338010T-4	149	955	EU	30		EU3
CECG338015T	149	1,560	EU	43		EU3
CECG338015T-4	149	1,560	EU	43		EU3
CECG352050T	149	1,850	EU	72		EU3
CECG352050T-4	149	1,850	EU	72		EU3
CECG352075T	149	2,442	EU	88		EU3
CECG352075T-4	149	2,442	EU	88		EU3
CECG354050T	149	2,130	EU	98		EU3
CECG354050T-4	149	2,130	EU	98		EU3
CECG358020T	149	2,320	EU	88		EU3
CECG358020T-4	149	2,320	EU	88		EU3
CECG358030T	149	2,570	EU	98		EU3
CECG358030T-4	149	2,570	EU	98		EU3
CECP2276T	45	3,059	SD	315		SDM
CECP2294T	45	3,505	SD	317	954M	SDM
CECP2332T	45	3,913	SD	323	934M	SDM
CECP2333T	45	3,344	SD	297	96M	SDM
CECP2333T-4	45	3,344	SD	296	944M	SDM
CECP2334T	45	3,544	SD	339	944M	SDM
CECP2334T-4	45	3,544	SD	336	952M	SDM
CECP3581T	45	1,099	SD	67	952M	SDM
CECP3582T	45	1,211	SD	75	524M	SDM
CECP3584T	45	1,121	SD	72	526M	SDM
CECP3587T	45	1,166	SD	76	53M	SDM
CECP3660T	45	1,436	SD	112	535M	SDM
CECP3661T	45	1,505	SD	114	628M	SDM
CECP3663T	45	1,744	SD	121	632M	SDM
CECP3664T	45	1,422	SD	113	632M	SDM
CECP3665T	45	1,529	SD	131	642M	SDM
CECP3667T	45	1,407	SD	99	641M	SDM
CECP3764T	45	2,072	SD	187	63M	SDM
CECP3768T	45	2,098	SD	226	737M	SDM
CECP3769T	45	2,345	SD	173	748M	SDM
CECP3770T	45	2,000	SD	171	731M	SDM
CECP3771T	45	2,482	SD	213	735M	SDM
CECP3774T	45	2,354	SD	231	742M	SDM
CECP4100T	45	4,856	SD	435	748M	SDM
CECP4102T	45	6,384	SD	461	156M	SDM
CECP4103T	45	4,684	SD	449	162M	SDM
CECP4103T-4	45	4,684	SD	441	146M	SDM
CECP4104T	45	5,406	SD	478	15M	SDM
CECP4104T-4	45	5,406	SD	475	16M	SDM
CECP4106T	45	3,991	SD	333	16M	SDM
CECP4107T	45	4,868	SD	396	944M	SDM
CECP4108T	45	5,766	SD	454	148M	SDM
CECP4109T	45	7,751	SD	571	148M	SDM
CECP4110T	45	6,901	SD	628	124M	SDM
CECP4111T	45	6,876	SD	626	126M	SDM
CECP4114T	45	8,079	SD	639	126M	SDM
CECP4115T	45	7,941	SD	656	1256M	SDM
CECP4117T	45	8,623	SD	641	1272M	SDM
CECP4308T	45	10,627	SD	918	1264M	SDM
CECP4310T	46	11,724	SD	874		SDM
CECP4312T	45	11,260	SD	918	A3662M	SDM
CECP4313T	46	13,106	SD	899		SDM
CECP4314T	46	10,581	SD	880		SDM
CECP4316T	46	12,363	SD	905		SDM
CECP4400T-4	46	15,928	SD	1388	A3662M	SDM
CECP4402T-4	46	15,871	SD	1327		SDM
CECP4406T-4	46	22,059	SD	2138	A464M	SDM
CECP4407T-4	46	26,536	SD	2455	A4488M	SDM
CECP82276T-4	51	3,311	SD	346	A4412M	SD8
CECP82332T-4	51	4,268	SD	362	954M	SD8

(1) Shipping weight is approximate.

Index

Catalog Number	Page Number	List Price	Mult Sym.	Ship Wgt ⁽¹⁾	Type Code	Prod Family Code
CECP82333T-4	51	3,465	SD	322	96M	SD8
CECP82333T-5	52	3,465	SD	319	944M	SD8
CECP82334T-4	51	3,666	SD	356	944M	SD8
CECP82334T-5	52	3,666	SD	357	96M	SD8
CECP82394T-4	51	3,549	SD	318	96M	SD8
CECP83580-4	51	1,339	SD	56		SD8
CECP83580T-4	51	1,087	SD	63	934M	SD8
CECP83581-4	51	1,442	SD	56		SD8
CECP83581T-4	51	1,190	SD	71	516M	SD8
CECP83581T-5	52	1,190	SD	71	524M	SD8
CECP83582-4	51	1,525	SD	56		SD8
CECP83582T-4	51	1,273	SD	56	524M	SD8
CECP83583T-4	51	1,164	SD	71	526M	SD8
CECP83584T-4	51	1,212	SD	75	524M	SD8
CECP83586T-4	51	1,277	SD	81	53M	SD8
CECP83587T-4	51	1,262	SD	78	535M	SD8
CECP83587T-5	52	1,262	SD	81	535M	SD8
CECP83660T-4	51	1,552	SD	121	535M	SD8
CECP83661T-4	51	1,644	SD	121	632M	SD8
CECP83661T-5	52	1,644	SD	122	632M	SD8
CECP83663T-4	51	1,886	SD	136	632M	SD8
CECP83664T-4	51	1,681	SD	113	643M	SD8
CECP83665T-4	51	1,653	SD	131	642M	SD8
CECP83665T-5	52	1,653	SD	131	641M	SD8
CECP83667T-4	51	1,461	SD	99	641M	SD8
CECP83764T-4	51	2,246	SD	211	63M	SD8
CECP83768T-4	51	2,298	SD	226	736M	SD8
CECP83769T-4	51	2,445	SD	179	748M	SD8
CECP83770T-4	51	2,094	SD	178	731M	SD8
CECP83770T-5	52	2,094	SD	211	737M	SD8
CECP83771T-4	51	2,595	SD	225	737M	SD8
CECP83774T-4	51	2,531	SD	231	742M	SD8
CECP83774T-5	52	2,531	SD	231	748M	SD8
CECP84100T-4	51	5,162	SD	421	748M	SD8
CECP84102T-4	51	6,756	SD	461	154M	SD8
CECP84103T-4	51	5,145	SD	431	156M	SD8
CECP84103T-5	52	5,145	SD	444	152M	SD8
CECP84104T-4	51	5,892	SD	465	152M	SD8
CECP84104T-5	52	5,892	SD	487	16M	SD8
CECP84106T-4	51	4,025	SD	328	16M	SD8
CECP84107T-4	51	5,490	SD	433	954M	SD8
CECP84108T-4	51	6,395	SD	471	148M	SD8
CECP84109T-4	51	8,505	SD	587	148M	SD8
CECP84110T-4	51	7,637	SD	611	1256M	SD8
CECP84110T-5	52	7,637	SD	671	126M	SD8
CECP84111T-4	51	7,609	SD	661	126M	SD8
CECP84114T-4	52	8,831	SD	671	1264M	SD8
CECP84115T-4	52	8,790	SD	683	1266M	SD8
CECP84115T-5	52	8,790	SD	663	1272M	SD8
CECP84117T-4	51	9,622	SD	641	1272M	SD8
CECP84308T-4	51	11,670	SD	918	1266M	SD8
CECP84310T-4	52	12,655	SD	899	A3662M	SD8
CECP84312T-4	52	12,362	SD	925	A3656M	SD8
CECP84313T-4	52	13,898	SD	1117	A3662M	SD8
CECP84314T-4	52	11,434	SD	916	A3668M	SD8
CECP84316T-4	52	13,119	SD	1151	A3662M	SD8
CEDM3545	54	907	SD	39	A367M	SDD
CEDM3546	54	1,004	SD	38		SDD
CEDM3550	54	992	SD	42		SDD
CEDM3554	54	1,086	SD	42		SDD
CEDM3554T	54	1,096	SD	41		SDD
CEDM3555	54	1,061	SD	38		SDD
CEDM3556	54	1,122	SD	45		SDD
CEDM3558	54	1,133	SD	49		SDD
CEDM3558T	54	1,143	SD	52		SDD
CEDM3559T	54	1,137	SD	59		SDD
CEDM3611T	54	1,262	SD	91		SDD
CEDM3613T	54	1,350	SD	97		SDD
CEDM3615T	54	1,291	SD	118		SDD
CEDM3704T	54	1,943	SD	154		SDD
CEDM3708T	54	2,118	SD	181		SDD
CEDM3709T	54	2,059	SD	138		SDD
CEDM3710T	54	1,920	SD	146		SDD
CEDM3711T	54	2,079	SD	138		SDD
CEDM3714T	54	2,091	SD	185		SDD
CEL11301	17	473	K	27		GO1
CEL11303	17	493	K	24	3418LC	GO1

Catalog Number	Page Number	List Price	Mult Sym.	Ship Wgt ⁽¹⁾	Type Code	Prod Family Code
CEL11304	17	527	K	32	3413LC	GO1
CEL11307	17	622	K	39	3424LC	GO1
CEL11310	17	712	K	44	3524LC	GO1
CEM2333T	27	2,889	LS	269	3528LC	GE3
CEM2333T-5	28	2,889	LS	263	944M	GE3
CEM2334T	27	3,379	L1	298	944M	GE3
CEM2334T-5	28	3,379	L1	289	952M	GE3
CEM2394T	27	3,103	L1	251	952M	GE3
CEM2513T	36	2,692	L1	213	93M	GO3
CEM2514T	36	2,727	L1	194	3938M	GO3
CEM2515T	36	2,922	L1	231	3928M	GO3
CEM2516T	36	3,209	L1	219	3944M	GO3
CEM2531T	36	3,749	L1	336	3938M	GO3
CEM2535T	36	4,045	L1	431	45M	GO3
CEM2539T	36	5,325	L1	378	452M	GO3
CEM2543T	36	5,792	L1	494	464M	GO3
CEM2547T	36	7,207	L1	632	4256M	GO3
CEM2551T	36	8,634	L1	457	4278M	GO3
CEM2555T	36	10,036	L1	945	4462M	GO3
CEM31104	36	479	K	24	4484M	GO3
CEM31107	36	510	K	21	3416M	GO3
CEM31108	36	525	K	31	3416M	GO3
CEM31112	36	575	K	35	3424M	GO3
CEM31155	36	600	K	43	3516M	GO3
CEM3116T	36	749	L1	35	3524M	GO3
CEM3154T	36	781	L1	31	3519M	GO3
CEM3157T	36	834	L1	41	3522M	GO3
CEM3158T	36	765	L1	46	3525M	GO3
CEM3211T	36	930	L1	71	353M	GO3
CEM3212T	36	866	L1	64	363M	GO3
CEM3218T	36	1,012	L1	87	3623M	GO3
CEM3219T	36	1,331	L1	77	364M	GO3
CEM3311T	36	1,543	L1	118	3632M	GO3
CEM3312T	36	1,602	L1	121	3733M	GO3
CEM3313T	36	1,834	L1	133	3728M	GO3
CEM3314T	36	2,207	L1	128	3739M	GO3
CEM3538-BG	138	854	K	33	3734M	HV3
CEM3542-BG	138	881	K	37	3513M	HV3
CEM3545	26	669	K	33	3517M	GE3
CEM3546	26	766	K	36	3516M	GE3
CEM3546-5	27	766	K	38	3519M	GE3
CEM3546-8	27	766	K	38	3519M	GE3
CEM3546T	26	776	LS	36	3519M	GE3
CEM3546T-5	27	776	LS	37	3519M	GE3
CEM3546T-BG	138	907	L1	38	3519M	HV3
CEM3550	26	754	K	37	3519M	GE3
CEM3550T	26	764	L1	41	352M	GE3
CEM3554-5	27	848	K	41	3526M	GE3
CEM3554T	26	858	LS	42	3526M	GE3
CEM3554T-5	27	858	LS	42	3526M	GE3
CEM3554T-BG	138	935	L1	41	3526M	HV3
CEM3555	26	823	K	46	3526M	GE3
CEM3555T	26	833	L1	44	3526M	GE3
CEM3556	26	874	K	41	3526M	GE3
CEM3556T	26	884	L1	43	3526M	GE3
CEM3558	26	895	K	46	3526M	GE3
CEM3558-5	27	895	K	45	3528M	GE3
CEM3558T	26	905	LS	46	3528M	GE3
CEM3558T-5	27	905	LS	47	353M	GE3
CEM3558T-BG	138	962	L1	45	3528M	HV3
CEM3559	26	899	K	51	3528M	GE3
CEM3559T	26	909	L1	52	3532M	GE3
CEM3559T-5	27	909	L1	52	3532M	GE3
CEM3581T	26	978	L1	54	3532M	GE3
CEM3581T-5	27	978	L1	54	519M	GE3
CEM3583T	26	1,031	L1	55	519M	GE3
CEM3583T-5	27	1,031	L1	54	52M	GE3
CEM3584T	26	1,012	L1	61	52M	GE3
CEM3584T-5	27	1,012	L1	63	526M	GE3
CEM3586T	26	1,079	L1	61	526M	GE3
CEM3586T-5	27	1,079	L1	61	526M	GE3
CEM3587T	26	1,058	L1	62	526M	GE3
CEM3587T-5	27	1,058	L1	61	527M	GE3
CEM3607T	26	1,061	L1	77	527M	GE3
CEM3610T	26	954	L1	51	3632M	GE3
CEM3610T-5	27	954	L1	58	3532M	GE3
CEM3611T	26	962	LS	75	3532M	GE3

(1) Shipping weight is approximate.

Index

Catalog Number	Page Number	List Price	Mult Sym.	Ship Wgt ⁽¹⁾	Type Code	Prod Family Code
CEM3611T-5	27	962	LS	75	3631M	GE3
CEM3611T-BG	138	1,109	L1	71	3631M	HV3
CEM3613T	27	1,050	L1	78	3631M	GE3
CEM3613T-5	28	1,050	L1	78	363M	GE3
CEM3614T	26	1,109	L1	97	363M	GE3
CEM3615T	27	991	LS	93	3644M	GE3
CEM3615T-5	28	991	LS	93	3642M	GE3
CEM3615T-BG	138	1,188	L1	93	3642M	HV3
CEM3616T	27	1,362	L1	111	3642M	GE3
CEM3660T	26	1,195	L1	91	3646M	GE3
CEM3660T-5	27	1,195	L1	89	62M	GE3
CEM3661T	26	1,226	L1	114	619M	GE3
CEM3661T-5	27	1,226	L1	112	632M	GE3
CEM3663T	27	1,448	L1	99	632M	GE3
CEM3663T-5	28	1,448	L1	99	628M	GE3
CEM3664T	26	1,336	L1	115	628M	GE3
CEM3665T	27	1,252	L1	114	642M	GE3
CEM3665T-5	28	1,252	L1	113	641M	GE3
CEM3704T	26	1,488	L1	141	641M	GE3
CEM3708T	27	1,663	L1	161	3739M	GE3
CEM3709T	27	1,604	L1	121	3748M	GE3
CEM3710T	27	1,465	LS	134	3728M	GE3
CEM3710T-5	28	1,465	LS	129	3738M	GE3
CEM3711T	27	1,624	L1	121	3738M	GE3
CEM3711T-5	28	1,624	L1	123	3729M	GE3
CEM3713T	27	2,234	L1	182	3729M	GE3
CEM3713T-5	28	2,234	L1	169	3752M	GE3
CEM3714T	27	1,636	LS	165	3752M	GE3
CEM3714T-5	28	1,636	LS	165	3752M	GE3
CEM3764T	26	1,737	L1	173	3752M	GE3
CEM3768T	27	1,984	L1	191	735M	GE3
CEM3769T	27	1,757	L1	155	746M	GE3
CEM3769T-5	28	1,757	L1	179	726M	GE3
CEM3770T	27	1,700	L1	171	724M	GE3
CEM3770T-5	28	1,700	L1	171	735M	GE3
CEM3771T	27	2,026	L1	182	735M	GE3
CEM3771T-5	28	2,026	L1	182	729M	GE3
CEM3774T	27	1,883	L1	195	729M	GE3
CEM3774T-5	28	1,883	L1	231	748M	GE3
CEM4103T	27	4,431	L1	411	748M	GE3
CEM4103T-5	28	4,431	L1	411	146M	GE3
CEM4104T	27	5,112	L1	425	152M	GE3
CEM4104T-5	28	5,112	L1	449	156M	GE3
CEM4106T	27	3,349	L1	265	156M	GE3
CEM4107T	27	4,383	L1	346	936M	GE3
CEM4108T	27	5,062	L1	389	946M	GE3
CEM4109T	27	6,770	L1	611	142M	GE3
CEM4110T	27	6,566	L1	591	124M	GE3
CEM4114T	27	7,322	L1	591	1254M	GE3
CEM4115T	27	7,092	L1	585	1252M	GE3
CEM4310T	27	10,003	L1	831	1272M	GE3
CEM4313T	27	11,478	L1	915	A3648M	GE3
CEM4314T	27	9,890	L1	915	A3652M	GE3
CEM4316T	27	11,400	L1	917	A3662M	GE3
CEM4400T	27	14,166	L1	1361	A3668M	GE3
CEM7013	101	1,097	K	32	A464M	XPM
CEM7013T-I	106	1,376	SD	41	3418M	XPD
CEM7013T-I-5	106	1,376	SD	41	3516M	XPD
CEM7014	101	1,342	K	42	3516M	XPM
CEM7014-I	106	1,365	SD	51		XPD
CEM7014T	101	1,342	L1	45	3519M	XPM
CEM7014T-I	106	1,375	SD	51	3519M	XPD
CEM7014T-I-5	106	1,375	SD	51	3519M	XPD
CEM7018T	101	1,328	L1	45	3519M	XPM
CEM7018T-I	106	1,386	SD	47	352M	XPD
CEM7020T-I	106	2,264	SD	112	352M	XPD
CEM7026T-I	107	1,928	SD	81	3632M	XPD
CEM7026T-I-5	107	1,928	SD	81	3622M	XPD
CEM7032T-I	106	1,514	SD	49	3622M	XPD
CEM7034	101	1,453	K	51	3526M	XPM
CEM7034T	101	1,453	L1	52	3526M	XPM
CEM7034T-I	106	1,563	SD	61	3526M	XPD
CEM7036T-I	107	2,529	SD	175	3526M	XPD
CEM7037	102	1,539	K	55	3739M	XPM
CEM7037T	102	1,539	L1	56	3528M	XPM
CEM7037T-I	106	1,657	SD	66	353M	XPD
CEM7037T-I-5	106	1,657	SD	76	353M	XPD

Catalog Number	Page Number	List Price	Mult Sym.	Ship Wgt ⁽¹⁾	Type Code	Prod Family Code
CEM7040T-I	107	3,209	SD	181	3535M	XPD
CEM7041T-I	106	2,323	SD	115	3748M	XPD
CEM7042T	102	1,866	L1	97	3644M	XPM
CEM7042T-I	107	1,866	SD	117	3631M	XPD
CEM7042T-I-5	107	1,866	SD	118	3631M	XPD
CEM7044T	102	2,256	L1	119	3631M	XPM
CEM7044T-I	107	2,256	SD	136	3642M	XPD
CEM7044T-I-5	107	2,256	SD	136	3643M	XPD
CEM7045T	102	2,887	L1	166	3643M	XPM
CEM7045T-I	107	2,748	SD	149	3728M	XPD
CEM7045T-I-5	107	2,748	SD	149	3728M	XPD
CEM7047T	102	2,646	L1	161	3728M	XPM
CEM7047T-I	107	2,646	SD	161	3738M	XPD
CEM7047T-I-5	107	2,646	SD	161	3738M	XPD
CEM7048T-I	107	4,749	SD	393	3738M	XPD
CEM7053T	102	3,419	L1	357	954M	XPM
CEM7053T-I	107	4,554	SD	349	93M	XPD
CEM7053T-I-5	107	4,554	SD	359	934M	XPD
CEM7054T	102	5,324	L1	376	934M	XPM
CEM7054T-I	107	5,324	SD	383	944M	XPD
CEM7054T-I-5	107	5,324	SD	374	944M	XPD
CEM7056T	102	6,310	L1	376	944M	XPM
CEM7056T-I	107	6,310	SD	419	952M	XPD
CEM7056T-I-5	107	6,310	SD	393	952M	XPD
CEM7057T-I	107	8,317	SD	552	952M	XPD
CEM7058T	102	7,727	L1	647	142M	XPM
CEM7058T-I	107	7,727	SD	563	15M	XPD
CEM7058T-I-5	107	7,727	SD	559	15M	XPD
CEM7059T	102	5,458	L1	369	15M	XPM
CEM7059T-I	107	5,458	SD	413	936M	XPD
CEM7059T-I-5	107	5,458	SD	419	95M	XPD
CEM7060T	102	8,967	L1	552	95M	XPM
CEM7060T-I	107	8,967	SD	572	156M	XPD
CEM7060T-I-5	107	8,967	SD	573	156M	XPD
CEM7062T	102	11,961	L1	699	156M	XPM
CEM7062T-I	107	11,961	SD	721	1254M	XPD
CEM7062T-I-5	107	11,961	SD	721	1254M	XPD
CEM7063T-I	107	7,199	SD	561	138M	XPD
CEM7063T-I-5	107	7,199	SD	561	138M	XPD
CEM7064T-I	107	13,601	SD	771	1272M	XPD
CEM7064T-I-5	107	13,601	SD	811	1276M	XPD
CEM7065T-I	107	5,436	SD	412	1276M	XPD
CEM7066T-I	107	15,388	SD	911	956M	XPD
CEM7067T-I	107	10,966	SD	751	A3662M	XPD
CEM7067T-I-5	107	10,966	SD	751	1252M	XPD
CEM7068T-I	107	15,909	SD	977	1252M	XPD
CEM7071T	102	1,325	L1	53	A3668M	XPM
CEM7071T-I	106	1,506	SD	55	3526M	XPD
CEM7071T-I-5	106	1,506	SD	55	3526M	XPD
CEM7072T	102	2,167	L1	111	3526M	XPM
CEM7072T-I	107	2,318	SD	91	363M	XPD
CEM7072T-I-5	107	2,318	SD	91	3634M	XPD
CEM7073T	102	2,544	L1	124	3634M	XPM
CEM7075T	102	1,643	L1	61	3646M	XPM
CEM7079T-I	107	8,493	SD	566	3532M	XPD
CEM7080T-I	107	11,722	SD	766	156M	XPD
CEM7081T-I	107	13,368	SD	766	1264M	XPD
CEM7081T-I-5	107	13,368	SD	766	1264M	XPD
CEM7082T-I	107	10,850	SD	741	1264M	XPD
CEM7083T-I	107	8,157	SD	495	126M	XPD
CEM7083T-I-5	107	8,157	SD	495	146M	XPD
CEM7084T-I	107	13,472	SD	886	146M	XPD
CEM7090T-I	107	19,650	SD	1375	A3664M	XPD
CEM7170T	102	3,219	L1	249	A472M	XPM
CEM7170T-I	107	3,219	SD	252	748M	XPD
CEM7170T-I-5	107	3,219	SD	252	75M	XPD
CEM7174T	102	3,151	L1	235	75M	XPM
CEM7174T-I	107	3,172	SD	212	729M	XPD
CEM7174T-I-5	107	3,172	SD	212	729M	XPD
CENCP83580T-4	51	1,039	SD	61	729M	SD8
CENCP83581T-4	51	1,130	SD	64	52M	SD8
CENM3546	26	766	K	38	524M	GE3
CESSWDM23933T	88	6,245	WD	293	3519M	WDS
CESSWDM23934T	88	7,242	WD	299	3956M	WDS
CESSWDM23994T	88	6,345	WD	293	396M	WDS
CESSWDM3545	88	1,411	WD	39	3952M	WDS
CESSWDM3546	88	1,405	WD	41	352M	WDS

(1) Shipping weight is approximate.

Index

Catalog Number	Page Number	List Price	Mult Sym.	Ship Wgt ⁽¹⁾	Type Code	Prod Family Code
CESSWDM3546T	88	1,426	WD	52	3524M	WDS
CESSWDM3546T-5	88	1,451	WD	51	3524M	WDS
CESSWDM3550	88	1,419	WD	56	3524M	WDS
CESSWDM3550T	88	1,431	WD	61	3532M	WDS
CESSWDM3554	88	1,432	WD	41	3532M	WDS
CESSWDM3554T	88	1,453	WD	55	3526M	WDS
CESSWDM3554T-5	88	1,478	WD	56	3528M	WDS
CESSWDM3555T	88	1,734	WD	64	3528M	WDS
CESSWDM3558	88	1,725	WD	45	3535M	WDS
CESSWDM3558T	88	1,746	WD	64	3528M	WDS
CESSWDM3558T-5	88	1,771	WD	64	3536M	WDS
CESSWDM3559T	88	2,089	WD	74	3536M	WDS
CESSWDM3559T-5	88	2,114	WD	73	3546M	WDS
CESSWDM3610T	88	2,231	WD	91	3546M	WDS
CESSWDM3611T	88	2,041	WD	94	3624M	WDS
CESSWDM3611T-5	88	2,105	WD	92	3635M	WDS
CESSWDM3613T	88	2,374	WD	116	3631M	WDS
CESSWDM3613T-5	88	2,438	WD	116	3636M	WDS
CESSWDM3615T	88	2,297	WD	112	3636M	WDS
CESSWDM3615T-5	88	2,361	WD	112	3646M	WDS
CESSWDM3709T	88	2,786	WD	166	3646M	WDS
CESSWDM3710T	88	2,873	WD	137	3735M	WDS
CESSWDM3711T	88	3,109	WD	184	3739M	WDS
CESSWDM3714T	88	3,169	WD	191	3744M	WDS
CESSWDM41906T	88	7,283	WD	312	3756M	WDS
CESWDM3546	87	1,150	WD	41	396M	WDP
CESWDM3546T	87	1,125	WD	39	3524M	WDP
CESWDM3554	87	1,174	WD	51	3525M	WDP
CESWDM3554T	87	1,205	WD	51	3533M	WDP
CESWDM3555T	87	1,427	WD	52	3533M	WDP
CESWDM3558	87	1,389	WD	45	3532M	WDP
CESWDM3558T	87	1,479	WD	56	3528M	WDP
CESWDM3559T	87	1,756	WD	62	3536M	WDP
CESWDM3611T	87	1,809	WD	79	354M	WDP
CESWDM3613T	87	2,227	WD	88	3632M	WDP
CESWDM3615T	87	2,105	WD	92	3636M	WDP
CESWDM3709T	87	2,811	WD	134	3642M	WDP
CESWDM3710T	87	2,590	WD	135	3735M	WDP
CESWDM3711T	87	3,116	WD	154	3739M	WDP
CESWDM3714T	87	2,947	WD	165	3744M	WDP
CEUHM3546	174	672	K	38	3752M	UH3
CEUHM3546T	174	681	L1	39	3519M	UH3
CEUHM3554	174	710	K	41	3519M	UH3
CEUHM3554T	174	719	L1	45	3526M	UH3
CEUHM3558	174	784	K	45	3526M	UH3
CEUHM3558T	174	792	L1	51	3528M	UH3
CEUHM3611T	174	926	L1	73	3528M	UH3
CEUHM3615T	174	1,017	L1	94	3631M	UH3
CEWDBM3538	83, 183	2,086	WD	42	3642M	WDW
CEWDBM3542	83, 183	2,254	WD	42	3516M	WDW
CEWDBM3546	83, 183	2,314	WD	51	3517M	WDW
CEWDBM3546T	83, 183	2,338	WD	51	3524M	WDW
CEWDBM3554T	83, 183	2,518	WD	61	3524M	WDW
CEWDBM3558T	83, 183	2,562	WD	61	3533M	WDW
CEWDBM3611T	83, 183	3,100	WD	93	3528M	WDW
CEWDBM3615T	83, 183	3,745	WD	111	3631M	WDW
CEWDM22976T	79	3,861	WD	281	3642M	WDW
CEWDM23932T	79	4,389	WD	289	3954M	WDW
CEWDM23933T	79	5,172	WD	256	3956M	WDW
CEWDM23933T-5	81	5,275	WD	258	3942M	WDW
CEWDM23934T	79	5,998	WD	283	3942M	WDW
CEWDM23934T-5	81	6,101	WD	289	3952M	WDW
CEWDM23994T	79	5,255	WD	188	3952M	WDW
CEWDM3545	79	1,039	WD	33	3752M	WDW
CEWDM3546	79	1,044	WD	41	3516M	WDW
CEWDM3546-5	81	1,069	WD	39	3524M	WDW
CEWDM3546T	79	1,065	WD	37	3524M	WDW
CEWDM3546T-5	81	1,090	WD	38	3524M	WDW
CEWDM3550	79	1,068	WD	46	3524M	WDW
CEWDM3554	79	1,092	WD	51	3528M	WDW
CEWDM3554T	79	1,115	WD	48	3533M	WDW
CEWDM3554T-5	81	1,140	WD	46	3533M	WDW
CEWDM3555	79	1,155	WD	35	3533M	WDW
CEWDM3555T	79	1,178	WD	45	3526M	WDW
CEWDM3556	79	1,172	WD	43	3526M	WDW
CEWDM3558	79	1,191	WD	48	3526M	WDW
CEWDM3558T	79	1,229	WD	46	353M	WDW

Catalog Number	Page Number	List Price	Mult Sym.	Ship Wgt ⁽¹⁾	Type Code	Prod Family Code
CEWDM3558T-5	81	1,254	WD	46	3528M	WDW
CEWDM3559T	79	1,451	WD	61	3528M	WDW
CEWDM3559T-5	81	1,476	WD	52	3532M	WDW
CEWDM3607T	79	1,299	WD	72	3532M	WDW
CEWDM3610T	79	1,368	WD	57	3632M	WDW
CEWDM3611T	79	1,614	WD	78	3532M	WDW
CEWDM3611T-5	81	1,678	WD	77	3631M	WDW
CEWDM3613T	79	1,920	WD	81	3631M	WDW
CEWDM3613T-5	81	1,984	WD	71	363M	WDW
CEWDM3614T	79	1,441	WD	93	363M	WDW
CEWDM3615T	79	1,829	WD	96	3644M	WDW
CEWDM3615T-5	81	1,893	WD	94	3642M	WDW
CEWDM3616T	79	2,282	WD	111	3642M	WDW
CEWDM3704T	79	1,899	WD	136	3646M	WDW
CEWDM3708T	79	2,249	WD	161	3739M	WDW
CEWDM3709T	79	2,705	WD	143	3748M	WDW
CEWDM3710T	79	2,314	WD	151	3728M	WDW
CEWDM3710T-5	81	2,391	WD	195	3738M	WDW
CEWDM3711T	79	2,977	WD	122	3738M	WDW
CEWDM3713T	79	3,741	WD	174	3729M	WDW
CEWDM3714T	79	2,630	WD	165	3752M	WDW
CEWDM3714T-5	81	2,707	WD	165	3752M	WDW
CEWDM41906T	79	6,031	WD	274	3752M	WDW
CEWDMN3545	79	981	WD	35	394M	WDW
CEWDMN3558T	79	1,200	WD	54	3516M	WDW
CFDL3504M	157	695	K	28	3538M	FD1
CFDL3507M	157	807	K	39	3421L	FD1
CFDL3510M	157	911	K	47	3432LC	FD1
CFDL3514M	157	1,024	K	51	3524L	FD1
CFDL3516TM	157	1,298	K	53	3532LC	FD1
CFM3036A	151	566	K	25	3535LC	HV3
CFM3046A	151	614	K	33	3418M	HV3
CFM3136A	151	586	K	28	3428M	HV3
CFM3146A	151	633	K	33	3516M	HV3
CFM3156A	151	722	K	38	352M	HV3
CFM3166A	151	785	K	48	3522M	HV3
CFSWDL3503	71	1,381	FS	33		WDF
CFSWDL3504	71	1,480	FS	41		WDF
CFSWDL3506	71	1,529	FS	33		WDF
CFSWDL3507	71	1,619	FS	47		WDF
CFSWDL3509	71	1,632	FS	41		WDF
CFSWDL3510	71	1,741	FS	63		WDF
CFSWDM22976T-E	73	6,936	FS	255		WDF
CFSWDM23932T-E	73	7,885	FS	290		WDF
CFSWDM23933T-E	73	6,932	FS	281		WDF
CFSWDM23934T-E	73	7,929	FS	290		WDF
CFSWDM23994T-E	73	7,032	FS	260		WDF
CFSWDM3537-5E	73	1,649	FS	35		WDF
CFSWDM3537-E	72	1,624	FS	35		WDF
CFSWDM3538-5E	73	1,673	FS	35		WDF
CFSWDM3538-E	72	1,648	FS	38		WDF
CFSWDM3539-E	72	1,980	FS	37		WDF
CFSWDM3541-E	72	1,678	FS	41		WDF
CFSWDM3542-5E	73	1,729	FS	41		WDF
CFSWDM3542-E	72	1,704	FS	37		WDF
CFSWDM3543-E	72	2,035	FS	45		WDF
CFSWDM3545-E	72	1,762	FS	38		WDF
CFSWDM3546-5E	73	1,805	FS	41		WDF
CFSWDM3546-E	72	1,780	FS	37		WDF
CFSWDM3546T-5E	73	1,819	FS	43		WDF
CFSWDM3546T-E	72	1,794	FS	37		WDF
CFSWDM3550-E	72	1,863	FS	50		WDF
CFSWDM3550T-E	72	1,878	FS	50		WDF
CFSWDM3554-5E	73	1,927	FS	45		WDF
CFSWDM3554-E	72	1,902	FS	45		WDF
CFSWDM3554T-5E	73	1,978	FS	45		WDF
CFSWDM3554T-E	72	1,953	FS	48		WDF
CFSWDM3555-E	72	2,199	FS	50		WDF
CFSWDM3555T-E	72	2,213	FS	50		WDF
CFSWDM3556-E	72	2,104	FS	45		WDF
CFSWDM3558-E	72	2,198	FS	45		WDF
CFSWDM3558T-5E	73	2,264	FS	45		WDF
CFSWDM3558T-E	72	2,239	FS	45		WDF
CFSWDM3559T-5E	73	2,633	FS	61		WDF
CFSWDM3559T-E	72	2,608	FS	61		WDF
CFSWDM3607T-E	72	2,332	FS	90		WDF
CFSWDM3611T-5E	73	2,752	FS	86		WDF

(1) Shipping weight is approximate.

Index

Catalog Number	Page Number	List Price	Mult Sym.	Ship Wgt ⁽¹⁾	Type Code	Prod Family Code
CFSWDM3611T-E	72	2,688	FS	83		WDF
CFSWDM3613T-5E	73	2,910	FS	84		WDF
CFSWDM3613T-E	73	2,846	FS	84		WDF
CFSWDM3614T-E	72	2,589	FS	101		WDF
CFSWDM3615T-5E	73	2,931	FS	101		WDF
CFSWDM3615T-E	73	2,867	FS	101		WDF
CFSWDM3704T-E	72	3,411	FS	158		WDF
CFSWDM3708T-E	73	4,040	FS	179		WDF
CFSWDM3709T-E	73	3,570	FS	129		WDF
CFSWDM3710T-E	73	3,644	FS	136		WDF
CFSWDM3711T-E	73	4,048	FS	149		WDF
CFSWDM3713T-E	73	6,071	FS	188		WDF
CFSWDM3714T-E	73	4,290	FS	187		WDF
CFSWDM41900T	73	8,880	FS	488		WDF
CFSWDM41902T	73	11,355	FS	493		WDF
CFSWDM41903T	73	10,139	FS	471		WDF
CFSWDM41904T	73	11,660	FS	485		WDF
CFSWDM41906T-E	73	7,970	FS	295		WDF
CFSWDM41907T	73	10,196	FS	431		WDF
CFSWDM41908T	73	11,726	FS	445		WDF
CFSWDM3554-E	72	1,839	FS	59		WDF
CFSWDM3554T-E	72	1,890	FS	59		WDF
CFSWDM3555-E	72	2,104	FS	61		WDF
CFSWDM3555T-E	72	2,150	FS	61		WDF
CFSWDM3556-E	72	2,041	FS	64		WDF
CFSWDM3558-E	72	2,135	FS	59		WDF
CFSWDM3558T-E	72	2,176	FS	63		WDF
CFSWDM3610T-E	72	2,699	FS	96		WDF
CFSWDM3611T-E	72	2,607	FS	101		WDF
CHC144A	154	347	K	21	3535M	HV1
CHC164A	154	403	K	22	3411C	HV1
CHC244A	154	387	K	22	3411C	HV1
CHC264A	154	467	K	26	3414C	HV1
CHC3413A	164	399	K	22	3416C	FD1
CHC3416A	164	434	K	25	3414C	FD1
CHC3417A	164	543	K	26	3418C	FD1
CHC345A	154	438	K	27	3421C	HV1
CHC3504A	164	485	k	25		FD1
CHC3525A	164	623	K	41	342C	FD1
CHC3526A	164	771	K	51	3528C	FD1
CHC365A	154	504	K	31	3535C	HV1
CHC445A	154	499	K	35	3428C	HV1
CHC545A	154	534	K	39	3428C	HV1
CHC565A	154	722	K	51	1924C	HV1
CHL3510A	164	525	K	47		FD1
CHM164A	154	408	K	21	3535C	HV3
CHM264A	154	435	K	19	3411M	HV3
CHM344A	154	416	K	23	3414M	HV3
CHM345A	154	419	K	24	3416M	HV3
CHM364A	154	473	K	25	3416M	HV3
CHM365A	154	477	K	28	3418M	HV3
CHM465A	154	545	K	34	3418M	HV3
CHM545A	154	526	K	34	3428M	HV3
CHM565A	154	620	K	41	3428M	HV3
CJEWDM3545	84, 121	1,057	WD	38	1924M	WDW
CJEWDM3550	84, 121	1,117	WD	41	352M	WDW
CJEWDM3555	84, 121	1,239	WD	41	3526M	WDW
CJEWDM3559	84, 121	1,468	WD	64	3526M	WDW
CJL1205A	118	332	K	23	354M	PJ1
CJL1301A	118	497	K	23	3416L	PJ1
CJL1303A	118	344	K	31	3414L	PJ1
CJL1304A	118	562	K	25	342L	PJ1
CJL1306A	118	439	K	31	3418L	PJ1
CJL1307A	118	644	K	35	3424L	PJ1
CJL1309A	118	450	K	32	352L	PJ1
CJL1313A	118	624	K	37	3428L	PJ1
CJL1317A	118	835	K	45	3432LC	PJ1
CJL3501A	117	455	K	23	3528L	PJ1
CJL3504A	117	536	K	28	3414L	PJ1
CJL3507A	117	653	K	35	3421L	PJ1
CJL3509A	117	661	K	39	3428LC	PJ1
CJL3513A	117	726	K	47	3524L	PJ1
CJL3515A	117	853	K	51	3528L	PJ1
CJM3104	120	383	K	22	3535L	PJ3
CJM3107	120	351	K	22	3413M	PJ3
CJM3108	120	428	K	24	3413M	PJ3
CJM3111	120	401	K	28	3416M	PJ3

Catalog Number	Page Number	List Price	Mult Sym.	Ship Wgt ⁽¹⁾	Type Code	Prod Family Code
CJM3112	120	459	K	27	3416M	PJ3
CJM3115	120	448	K	29	342M	PJ3
CJM3120	120	546	K	31	342M	PJ3
CJM3155	120	649	K	34	3424M	PJ3
CJM3158	120	768	K	41	343M	PJ3
CJM3538	119	475	K	23	3524M	PJ3
CJM3542	119	503	K	25	3416M	PJ3
CJWDM3463	84, 121	671	WD	33	342M	WDW
CL1408TM	17, 170	1,063	L1	81	3513M	GO1
CL1410TM	17, 170	1,281	L1	88	3634LC	GO1
CL3403	14	391	K	21	364LC	GE1
CL3405	14	390	K	21	3411L	GE1
CL3501	14	408	K	23	3413L	GE1
CL3503	14	409	K	23	3414L	GE1
CL3504	14	477	K	28	3413L	GE1
CL3506	14	455	K	29	3421L	GE1
CL3507	14	569	K	34	3424L	GE1
CL3509	14	526	K	36	3428LC	GE1
CL3510	14	642	K	41	352L	GE1
CL3513	14	681	K	46	3524L	GE1
CL3514	14	762	K	51	3528L	GE1
CL3515	14	878	K	51	3532LC	GE1
CL3515T	14	885	L1	53	3535L	GE1
CL3516TM	14, 170	1,105	L1	53	3535L	GE1
CL3608TM	14, 170	1,557	L1	92	3535LC	GE1
CL3612TM	14, 170	1,506	L1	112	364LC	GE1
CL3619TM	14, 170	1,437	L1	81	3646LC	GE1
CL3711T	14	2,590	L1	167	3634LC	GE1
CL3712T	14	2,621	L1	171	3744LC	GE1
CL5001A	101	827	K	31	3748LC	XP1
CL5001A-50	103	911	K	35	3414L	XP1
CL5001-I	108	911	K	47	3421L	XD1
CL5003A	101	726	K	35	3513L	XP1
CL5004A	101	828	K	36	3416L	XP1
CL5004A-50	103	912	K	45	3424L	XP1
CL5004-I	108	912	K	53	3428L	XD1
CL5007A	101	924	K	49	352L	XP1
CL5007A-50	103	1,061	K	52	3524L	XP1
CL5007-I	108	974	K	61	3528L	XD1
CL5009A	101	824	K	51	3528L	XP1
CL5013	101	2,095	L1	83	3524L	XP1
CL5018	101	3,355	L1	154	3628L	XP1
CL5020	101	4,271	L1	171	3735L	XP1
CL5023-50	103	1,122	K	56	3744LC	XP1
CL5023A	101	1,049	K	49	3532L	XP1
CL5023-I	108	1,049	K	66	3524L	XD1
CL5027T	101	2,162	L1	99	3532L	XP1
CL5028T	101	2,187	L1	111	3646L	XP1
CL5030T	101	1,291	L1	53	3634L	XP1
CL5031T	101	1,476	L1	61	3528L	XP1
CM3534	26	377	LS	21	3535L	GE3
CM3534-5	27	377	LS	21	3413M	GE3
CM3537	26	392	K	21	3413M	GE3
CM3538	26	417	LS	23	341M	GE3
CM3538-5	27	417	LS	23	3416M	GE3
CM3538-8	27	473	K	23	3416M	GE3
CM3539	26	612	K	23	3416M	GE3
CM3541	26	428	K	22	3418M	GE3
CM3542	26	443	LS	26	3413M	GE3
CM3542-5	27	443	LS	26	342M	GE3
CM3543	26	624	K	23	342M	GE3
CM7005A	101	867	K	27	3428M	XPM
CM7006-57	103	994	K	36	341M	XPM
CM7006A	101	938	K	31	342M	XPM
CM7006-I	106	938	SD	52	3416M	XPD
CM7009A	101	895	K	29	3512M	XPM
CM7010-57	103	1,017	K	42	3413M	XPM
CM7010A	101	956	K	34	3428M	XPM
CM7010-I	106	956	SD	51	342M	XPD
CM7014-57	103	1,087	K	45	3514M	XPM
CNDM3538	54	655	SD	34	3524M	SDD
CNDM3542	54	681	SD	37		SDD
CNEDM3546	54	1,004	SD	41		SDD
CNEDM3546T	54	1,014	SD	42		SDD
CNEDM3554T	54	1,096	SD	48		SDD
CNL20134	173	323	DS	13		DPA
CNL20172	173	334	DS	13	252C	DPA

(1) Shipping weight is approximate.

Index

Catalog Number	Page Number	List Price	Mult Sym.	Ship Wgt ⁽¹⁾	Type Code	Prod Family Code
D2075P-BV	229	31,637	N2	975		RBV
D2301	220	1,708	K	41		WFC
D2302	220	1,808	K	29		WFC
D2303	220	2,066	K	34		WFC
D2304	220	2,375	K	62		WFC
D2305	220	4,039	L1	84		WFC
D2505P	230	10,460	N2	214		RFC
D2505R	223	13,081	N2	251		R3F
D2507P	230	12,308	N2	311		RFC
D2507R	223	17,059	N2	359		R3F
D2510P	230	13,875	N2	251		RFC
D2510R	223	18,820	N2	379		R3F
D2515P	230	17,896	N2	631		RFC
D2515R	223	28,213	N2	561		R3F
D2520P	230	23,569	N2	851		RFC
D2520R	223	30,464	N2	641		R3F
D2525P	230	23,569	N2	872		RFC
D2525R	223	43,228	N2	815		R3F
D5003R	225	9,967	N2	197		R3D
D5005P	228	9,101	N2	162		RSV
D5005R	225	9,967	N2	194		R3D
D5007P	228	10,603	N2	235		RSV
D5007R	225	9,967	N2	197		R3D
D501	253	994	A8	5		
D50100P	228	37,985	N2	1111		RSV
D50100P-BV	229	41,458	N2	1145		RBV
D50100R-BV	224	39,995	N2	891		R3B
D50100RS-BV	224	67,915	N2	1211		R3B
D5010P	228	10,800	N2	255		RSV
D5010R	225	11,335	N2	227		R3D
D5010RS-BV	224	19,133	N2	345		R3B
D50125P	228	43,687	N2	1445		RSV
D50125P-BV	229	41,458	N2	1171		RBV
D50125R-BV	224	49,873	N2	997		R3B
D50125RS-BV	224	71,773	N2	1291		R3B
D50125UR-BV	224	51,108	N2	945		R3B
D50150P	228	54,469	N2	1785		RSV
D50150P-BV	229	47,510	N2	1519		RBV
D50150RE	224	56,918	N2	1197		R3B
D50150RE-BV	224	56,918	N2	1230		R3B
D50150RS-BV	224	88,976	N2	1631		R3B
D50150URE-BV	224	58,152	N2	1197		R3B
D5015P	228	12,088	N2	375		RSV
D5015R	225	15,311	N2	321		R3D
D5015R-BV	224	16,556	N2	375		R3B
D5015RS-BV	224	19,133	N2	345		R3B
D502	253	994	A8	2		
D50200P	228	67,961	N2	2195		RSV
D50200P-BV	229	59,181	N2	1831		RBV
D50200RR-BV	224	73,535	N2	1475		R3B
D50200RS-BV	224	91,619	N2	1915		R3B
D5020P	228	12,736	N2	431		RSV
D5020R	225	17,074	N2	372		R3D
D5020R-BV	224	16,556	N2	391		R3B
D5020RS-BV	224	20,894	N2	371		R3B
D50250P	228	81,440	N2	2541		RSV
D50250P-BV	229	72,450	N2	2175		RBV
D50250RR-BV	225	89,964	N2	1891		R3B
D50250RS-BV	225	124,469	N2	2311		R3B
D5025P	228	15,694	N2	491		RSV
D5025R	225	18,661	N2	394		R3D
D5025R-BV	224	18,317	N2	411		R3B
D5025RS-BV	224	22,483	N2	472		R3B
D50300P-BV	229	85,928	N2	2629		RBV
D50300R-BV	225	113,818	N2	2191		R3B
D50300RS-BV	225	150,442	N2	2815		R3B
D5030P	228	15,694	N2	591		RSV
D5030R	225	26,466	N2	521		R3D
D5030R-BV	224	19,905	N2	445		R3B
D5030RS-BV	224	30,609	N2	535		R3B
D50400P-BV	229	121,298	N2	3285		RBV
D50400R-BV	225	145,465	N2	3141		R3B
D50400RS-BV	225	168,174	N2	3141		R3B
D5040P	228	21,005	N2	784		RSV
D5040P-BV	229	24,447	N2	831		RBV
D5040R	225	28,717	N2	615		R3D
D5040R-BV	224	23,683	N2	511		R3B

Catalog Number	Page Number	List Price	Mult Sym.	Ship Wgt ⁽¹⁾	Type Code	Prod Family Code
D5040RS-BV	224	31,738	N2	571		R3B
D50500P-BV	229	159,295	N2	4171		RBV
D50500R-BV	225	196,381	N2	3481		R3B
D5050P	228	21,005	N2	822		RSV
D5050P-BV	229	24,447	N2	885		RBV
D5050R	225	41,092	N2	766		R3D
D5050R-BV	224	26,587	N2	560		R3B
D5050RS-BV	224	32,860	N2	661		R3B
D5060P	228	28,164	N2	791		RSV
D5060P-BV	229	31,637	N2	881		RBV
D5060R	225	45,931	N2	861		R3D
D5060R-BV	224	29,962	N2	611		R3B
D5060RS-BV	224	45,623	N2	861		R3B
D5075P	228	28,164	N2	915		RSV
D5075P-BV	229	31,637	N2	961		RBV
D5075R-BV	224	34,634	N2	767		R3B
D5075RS-BV	224	50,462	N2	885		R3B
D51100R-BV	224	56,918	N2	1239		R3B
D51125RR-BV	224	73,535	N2	1475		R3B
D51200R-BV	224	106,410	N2	1851		R3B
D51250R-BV	225	145,465	N2	2735		R3B
D51300R-BV	225	163,196	N2	3115		R3B
D5130R-BV	224	26,587	N2	481		R3B
D51400R-BV	225	201,741	N2	3831		R3B
D5140R-BV	224	29,962	N2	641		R3B
D51500R-BV	225	206,180	N2	4561		R3B
D5150R-BV	224	34,634	N2	695		R3B
D5160R-BV	224	39,995	N2	815		R3B
D5175R-BV	224	56,918	N2	1125		R3B
D5505P	230	10,460	N2	214		RFC
D5505R	223	15,311	N2	341		R3F
D5507P	230	12,308	N2	311		RFC
D5507R	223	17,059	N2	361		R3F
D5510P	230	13,875	N2	251		RFC
D5510R	223	18,820	N2	415		R3F
D5515P	230	17,896	N2	631		RFC
D5515R	223	28,213	N2	547		R3F
D5520P	230	23,569	N2	875		RFC
D5520R	223	30,464	N2	641		R3F
D5525P	230	23,569	N2	875		RFC
D5525R	223	43,228	N2	815		R3F
D5530R	223	48,066	N2	895		R3F
D5540R	223	65,449	N2	1121		R3F
D5550R	223	69,186	N2	1271		R3F
DA1	258	58	A8	1		
DC10	256	1,574	A8	60		
DC12	256	1,711	A8	62		
DC12-3	256	1,711	A8	57		
DC14-3	256	2,791	A8	73		
DC7	256	1,574	A8	60		
DC8	256	1,574	A8	62		
DEL3733TM	164	3,104	L1	162		FD1
DEL3737TM	164	3,791	L1	161	375LC	FD1
DM3538	54	626	SD	27	375LC	SDD
DM3542	54	654	SD	31		SDD
DMG2305	230	10,670	N2	221		RLM
DMG2307	230	10,682	N2	245		RLM
DMG2310	230	10,777	N2	251		RLM
DMG2315	230	16,097	N2	251		RLM
DMG2320	230	17,622	N2	595		RLM
DMG2325	230	19,269	N2	821		RLM
DMG2333	230	24,435	N2	841		RLM
DMG2340	230	26,785	N2	911		RLM
EBM2333T	178	6,810	L1	337		BE3
EBM2334T	178	8,836	L1	398	944M	BE3
EBM2334TY	180	8,836	L1	263	952M	BE3
EBM2353TY	180	6,211	L1	286	952M	BE3
EBM2354TY	180	7,906	L1	328	944M	BE3
EBM2513T	182	5,537	L1	252	952M	BE3
EBM3116T	182	1,381	L1	49	3938M	BE3
EBM3154T	182	1,533	L1	48	3524M	BE3
EBM3157T	182	1,749	L1	51	3522M	BE3
EBM3211T	182	2,146	L1	83	3525M	BE3
EBM3218T	182	2,652	L1	114	363M	BE3
EBM3218T-DI	181	2,652	L1	122		BE3
EBM3248T	182	2,279	L1	114	364M	BE3

(1) Shipping weight is approximate.

Index

Catalog Number	Page Number	List Price	Mult Sym.	Ship Wgt ⁽¹⁾	Type Code	Prod Family Code	Catalog Number	Page Number	List Price	Mult Sym.	Ship Wgt ⁽¹⁾	Type Code	Prod Family Code
EBM3311T	182	3,333	L1	149	364M	BE3	ECP3581T	41	1,044	SD	64	516M	SDM
EBM3313T	182	4,186	L1	159	3733M	BE3	ECP3581T-4	41	1,044	SD	61	524M	SDM
EBM3546	178	1,575	K	44	3739M	BE3	ECP3581T-5	44	1,044	SD	65	524M	SDM
EBM3546-S	177	1,334	K	51	3519M	UH3	ECP3582T	41	1,153	SD	68	524M	SDM
EBM3546T	178	1,607	L1	46	3519M	BE3	ECP3582T-4	41	1,153	SD	69	526M	SDM
EBM3546T-S	177	1,344	L1	51	3519M	UH3	ECP3583T	41	1,080	SD	67	526M	SDM
EBM3554T	178	1,809	L1	52	3519M	BE3	ECP3583T-4	41	1,080	SD	67	524M	SDM
EBM3554T-S	177	1,458	L1	54	3526M	UH3	ECP3584T	41	1,063	SD	69	524M	SDM
EBM3554TY	180	1,653	L1	48	3526M	BE3	ECP3584T-4	41	1,063	SD	72	53M	SDM
EBM3554Y	180	1,653	K	48	3526M	BE3	ECP3584T-5	44	1,063	SD	71	53M	SDM
EBM3556TY	180	1,679	L1	48	3526M	BE3	ECP3586T	41	1,130	SD	74	53M	SDM
EBM3558T	178	1,899	L1	57	3526M	BE3	ECP3586T-4	41	1,130	SD	74	532M	SDM
EBM3558T-D	176	1,680	L1	61	3528M	UH3	ECP3587T	41	1,110	SD	75	532M	SDM
EBM3558T-S	177	1,506	L1	58	3528M	UH3	ECP3587T-4	41	1,110	SD	73	535M	SDM
EBM3558TY	180	1,701	L1	52	3528M	BE3	ECP3587T-5	44	1,110	SD	75	535M	SDM
EBM3558Y	180	1,701	K	52	3528M	BE3	ECP3660T	41	1,336	SD	114	535M	SDM
EBM3603Y	180	1,733	L1	44	3528M	BE3	ECP3660T-4	41	1,336	SD	116	628M	SDM
EBM3606Y	180	1,843	L1	48	3519M	BE3	ECP3660T-5	44	1,336	SD	117	628M	SDM
EBM3609Y	180	1,896	L1	52	3526M	BE3	ECP3661T	41	1,404	SD	111	628M	SDM
EBM3611T	178	2,395	L1	89	3528M	BE3	ECP3661T-4	41	1,404	SD	112	632M	SDM
EBM3611T-D	176	2,176	L1	114	3631M	UH3	ECP3661T-5	44	1,404	SD	113	632M	SDM
EBM3611T-S	177	1,776	L1	83	3628M	UH3	ECP3663T	41	1,644	SD	114	632M	SDM
EBM3611TY	180	1,871	L1	77	3631M	BE3	ECP3663T-4	41	1,644	SD	111	632M	SDM
EBM3614TY	180	2,022	L1	114	3631M	BE3	ECP3663T-5	44	1,644	SD	111	634M	SDM
EBM3615T	178	2,904	L1	116	3644M	BE3	ECP3664T	41	1,366	SD	122	634M	SDM
EBM3615T-D	176	2,631	L1	117	3642M	UH3	ECP3664T-4	41	1,366	SD	121	642M	SDM
EBM3615T-DI	181	3,122	L1	125	BE3	ECP3665T	41	1,429	SD	118	642M	SDM	
EBM3615T-S	177	2,078	L1	116	3642M	UH3	ECP3665T-4	41	1,429	SD	119	641M	SDM
EBM3615TY	180	2,205	L1	111	3642M	BE3	ECP3665T-5	44	1,429	SD	118	641M	SDM
EBM3615TY-DI	181	2,371	L1	125	BE3	ECP3667T	41	1,349	SD	118	641M	SDM	
EBM3635TY	180	1,901	L1	111	3642M	BE3	ECP3667T-4	41	1,349	SD	118	63M	SDM
EBM3703Y	180	2,946	L1	77	3642M	BE3	ECP3668T-4	41	2,015	SD	111	63M	SDM
EBM3704TY	180	4,060	L1	154	3631M	BE3	ECP3687T-4	41	1,619	SD	113	634M	SDM
EBM3704TY-DI	181	4,365	L1	140	BE3	ECP3764T	41	1,971	SD	185	628M	SDM	
EBM3707Y	180	3,539	L1	111	3739M	BE3	ECP3764T-4	41	1,971	SD	219	737M	SDM
EBM3707Y-DI	181	3,805	L1	127	BE3	ECP3764T-5	44	1,971	SD	211	736M	SDM	
EBM3710T	178	4,814	L1	158	3644M	BE3	ECP3768T	41	1,998	SD	212	737M	SDM
EBM3710T-D	176	3,538	L1	171	3738M	UH3	ECP3768T-4	41	1,998	SD	227	748M	SDM
EBM3710TY	180	4,036	L1	149	3738M	BE3	ECP3768T-5	44	1,998	SD	196	748M	SDM
EBM3710TY-DI	181	4,339	L1	157	BE3	ECP3769T	42	2,145	SD	169	748M	SDM	
EBM3714T	178	4,814	L1	165	3736M	BE3	ECP3769T-4	42	2,145	SD	173	731M	SDM
EBM3714T-D	176	4,354	L1	165	3752M	UH3	ECP3769T-5	44	2,145	SD	169	731M	SDM
EBM3714TY	180	4,414	L1	183	3752M	BE3	ECP3770T	42	1,799	SD	171	731M	SDM
EBM3714TY-DI	181	4,746	L1	195	BE3	ECP3770T-4	42	1,799	SD	171	735M	SDM	
EBM3730TY	180	3,341	L1	146	3752M	BE3	ECP3770T-5	44	1,799	SD	171	735M	SDM
EBM3730TY-DI	181	3,592	L1	157	BE3	ECP3771T	42	2,284	SD	213	735M	SDM	
EBM3734TY	180	4,212	L1	187	3736M	BE3	ECP3771T-4	42	2,284	SD	215	742M	SDM
EBM3734TY-DI	181	4,528	L1	195	BE3	ECP3771T-5	44	2,284	SD	182	742M	SDM	
EBM4103T	178	11,162	L1	516	3752M	BE3	ECP3772T-4	41	2,541	SD	179	742M	SDM
EBM4103TY	180	11,162	L1	448	146M	BE3	ECP3774T	42	2,154	SD	231	732M	SDM
EBM4104T	178	12,587	L1	667	146M	BE3	ECP3774T-4	42	2,154	SD	211	748M	SDM
EBM4104TY	180	12,495	L1	565	152M	BE3	ECP3774T-5	44	2,154	SD	231	748M	SDM
EBNM3546-D	176	1,456	K	51	156M	UH3	ECP3775T-4	41	2,755	SD	213	748M	SDM
EBNM3546T-D	176	1,456	L1	51	3524M	UH3	ECP4100T	42	4,257	SD	449	744M	SDM
EBNM3554T-D	176	1,573	L1	62	3533M	UH3	ECP4100T-4	42	4,257	SD	448	156M	SDM
ECP2276T	42	2,858	SD	335	3533M	SDM	ECP4100T-5	44	4,257	SD	446	156M	SDM
ECP2276T-4	42	2,858	SD	337	954M	SDM	ECP4102T	42	5,784	SD	481	156M	SDM
ECP2276T-5	44	2,858	SD	333	954M	SDM	ECP4102T-4	42	5,784	SD	467	162M	SDM
ECP2280T-4	41	4,385	SD	327	954M	SDM	ECP4102T-5	44	5,784	SD	478	162M	SDM
ECP2294T	42	2,922	SD	311	952M	SDM	ECP4103T	42	3,852	SD	431	162M	SDM
ECP2332T	42	3,713	SD	348	934M	SDM	ECP4103T-4	42	3,852	SD	435	152M	SDM
ECP2332T-4	42	3,713	SD	347	96M	SDM	ECP4103T-5	44	3,852	SD	424	152M	SDM
ECP2332T-5	44	3,713	SD	347	96M	SDM	ECP4104T	42	4,574	SD	475	152M	SDM
ECP2333T	42	2,745	SD	314	96M	SDM	ECP4104T-4	42	4,574	SD	471	16M	SDM
ECP2333T-4	42	2,745	SD	294	944M	SDM	ECP4104T-5	44	4,574	SD	467	16M	SDM
ECP2333T-5	44	2,745	SD	297	944M	SDM	ECP4106T	42	3,408	SD	324	16M	SDM
ECP2334T	42	2,944	SD	334	944M	SDM	ECP4106T-4	42	3,408	SD	328	944M	SDM
ECP2334T-4	42	2,944	SD	333	952M	SDM	ECP4106T-5	44	3,408	SD	311	944M	SDM
ECP2334T-5	44	2,944	SD	325	952M	SDM	ECP4107T	42	4,096	SD	396	954M	SDM
ECP2394T-4	42	2,922	SD	297	952M	SDM	ECP4107T-4	42	4,096	SD	411	148M	SDM
ECP2394T-5	44	2,922	SD	239	934M	SDM	ECP4108T	42	4,993	SD	441	148M	SDM
ECP2395T-4	42	7,807	SD	479	934M	SDM	ECP4108T-4	42	4,993	SD	424	148M	SDM
ECP2401T-4	42	5,014	SD	347	16M	SDM	ECP4109T	42	6,859	SD	552	15M	SDM
ECP2402T-4	42	5,849	SD	468	96M	SDM	ECP4109T-4	42	6,859	SD	566	124M	SDM
ECP3580T	41	950	SD	59	16M	SDM	ECP4110T	42	5,984	SD	618	1244M	SDM
ECP3580T-4	41	950	SD	59	516M	SDM	ECP4110T-4	42	5,984	SD	626	126M	SDM
ECP3580T-5	44	950	SD	61	516M	SDM	ECP4110T-5	44	5,984	SD	623	126M	SDM

(1) Shipping weight is approximate.

Index

Catalog Number	Page Number	List Price	Mult Sym.	Ship Wgt ⁽¹⁾	Type Code	Prod Family Code
ECP4111T	42	6,044	SD	614	126M	SDM
ECP4111T-4	42	6,044	SD	618	126M	SDM
ECP4111T-5	44	6,044	SD	612	126M	SDM
ECP4112T-4	42	8,900	SD	611	126M	SDM
ECP4113T-4	42	11,752	SD	813	1256M	SDM
ECP4114T	42	7,188	SD	619	A365M	SDM
ECP4114T-4	42	7,188	SD	611	1256M	SDM
ECP4115T	42	7,024	SD	641	1256M	SDM
ECP4115T-4	42	7,024	SD	668	1272M	SDM
ECP4115T-5	44	7,024	SD	652	1272M	SDM
ECP4117T	42	7,791	SD	621	1272M	SDM
ECP4117T-4	42	7,791	SD	633	1264M	SDM
ECP4124T-4	42	11,114	SD	598	1264M	SDM
ECP4308T	42	9,710	SD	918	1256M	SDM
ECP4308T-4	42	9,710	SD	889	A3662M	SDM
ECP4310T	43	10,431	SD	929	A3662M	SDM
ECP4310T-4	43	10,431	SD	882	A3656M	SDM
ECP4312T	42	10,343	SD	928	A3656M	SDM
ECP4312T-4	42	10,343	SD	921	A3662M	SDM
ECP4313T	43	11,661	SD	1114	A3662M	SDM
ECP4313T-4	43	11,661	SD	991	A3668M	SDM
ECP4314T	43	9,414	SD	933	A3668M	SDM
ECP4314T-4	43	9,414	SD	941	A3662M	SDM
ECP4314T-5	44	9,414	SD	936	A3662M	SDM
ECP4315T-4	42	13,513	SD	813	A3662M	SDM
ECP4316T	43	11,000	SD	958	A3662M	SDM
ECP4316T-4	43	11,000	SD	962	A367M	SDM
ECP4316T-5	44	11,000	SD	966	A3668M	SDM
ECP4316TR-4	43	11,625	SD	965	A367M	SDM
ECP4400T-4	43	14,439	SD	1296	A367M	SDM
ECP4400T-5	44	14,439	SD	1315	A464M	SDM
ECP4400TR-4	43	15,153	SD	1326	A464M	SDM
ECP4400TS-4	43	14,439	SD	1314	A464M	SDM
ECP4402T	43	14,657	SD	1283	A464M	SDM
ECP4402T-4	43	14,657	SD	1272	A46M	SDM
ECP4403T	43	14,128	SD	1281	A46M	SDM
ECP4403T-4	43	14,128	SD	1331	A464M	SDM
ECP4403TR-4	43	14,842	SD	1375	A464M	SDM
ECP4404T	43	17,194	SD	1275	A472M	SDM
ECP4404T-4	43	17,194	SD	1334	A464M	SDM
ECP4404TR-4	43	17,908	SD	1334	A472M	SDM
ECP4406T-4	43	19,997	SD	2191	A472M	SDM
ECP4406T-5	44	19,997	SD	2175	A4488M	SDM
ECP4406TR-4	43	21,225	SD	2191	A4488M	SDM
ECP4407T-4	43	24,056	SD	2545	A4488M	SDM
ECP4407T-5	44	24,056	SD	2571	A4412M	SDM
ECP4407TR-4	43	25,282	SD	2621	A4412M	SDM
ECP4407TS-4	43	24,056	SD	2573	A4412M	SDM
ECP4408T-4	43	30,527	SD	2981	A4412M	SDM
ECP4408TR-4	43	31,753	SD	2995	A4414M	SDM
ECP4409T-4	43	18,912	SD	1871	A4414M	SDM
ECP4409TR-4	43	20,140	SD	1871	A4464M	SDM
ECP4410T-4	43	17,070	SD	1951	A4464M	SDM
ECP4410T-5	44	17,070	SD	2154	A4476M	SDM
ECP4410TR-4	43	18,298	SD	1951	A4476M	SDM
ECP4411T-4	43	21,365	SD	2146	A4476M	SDM
ECP4411TR-4	43	22,593	SD	2146	A449M	SDM
ECP4412T	43	17,223	SD	1957	A449M	SDM
ECP4412T-4	43	17,223	SD	1911	A4468M	SDM
ECP4413T-4	43	20,191	SD	2117	A4468M	SDM
ECP44156T-4	43	24,088	SD	2546	A4478M	SDM
ECP44156TR-4	43	25,315	SD	2585	A4412M	SDM
ECP4416T-4	43	23,908	SD	2436	A4412M	SDM
ECP4417T-4	42	16,652	SD	1216	A4414M	SDM
ECP4418T-4	43	19,529	SD	1216	A46M	SDM
ECP4419T-4	43	24,111	SD	1815	A46M	SDM
ECP44206T-4	43	31,553	SD	3114	A4472M	SDM
ECP44206TR-4	43	32,779	SD	3191	A4416M	SDM
ECP4420T-4	43	28,143	SD	1915	A4416M	SDM
ECP4421T-4	43	30,823	SD	2331	A446M	SDM
ECP4422T-4	43	35,415	SD	3151	A4414M	SDM
ECP4423T-4	43	44,951	SD	3179	A4412M	SDM
ECP44252T-4	43	36,560	SD	2633	A44144M	SDM
ECP44256T-4	43	44,018	SD	3191	A44112M	SDM
ECP44256TR-4	43	45,244	SD	3193	A4416M	SDM
ECP44302T-4	43	53,433	SD	2789	A4416M	SDM
ECP44304T-4	43	42,075	SD	3161	A44128M	SDM

Catalog Number	Page Number	List Price	Mult Sym.	Ship Wgt ⁽¹⁾	Type Code	Prod Family Code
ECP44304TR-4	43	43,302	SD	3148	A44152M	SDM
ECP44352T-4	44	64,135	SD	2965	A44152M	SDM
ECP49258T-4	43	54,429	SD	3431	A4416M	SDM
ECP49306T-4	43	44,454	SD	3125	A44176M	SDM
ECP49308T-4	43	65,528	SD	4189	A4428M	SDM
ECP49354T-4	44	50,488	SD	3543	A4428M	SDM
ECP62333TR-4	53	3,372	SD	324		SD6
ECP62334TR-4	53	3,617	SD	355	944M	SD6
ECP63665T-4	53	1,570	SD	128	96M	SD6
ECP63770TR-4	53	2,248	SD	195	641M	SD6
ECP63774TR-4	53	2,611	SD	231	737M	SD6
ECP64103TR-4	53	4,676	SD	461	748M	SD6
ECP64104TR-4	53	5,426	SD	487	152M	SD6
ECP64110TR-4	53	7,198	SD	611	16M	SD6
ECP64115TR-4	53	8,354	SD	687	126M	SD6
ECP64314TR-4	53	10,960	SD	936	1272M	SD6
ECP64316TR-4	53	12,644	SD	976	A3662M	SD6
ECP82276T-4	48	3,195	SD	343	A367M	SD8
ECP82276T-5	49	3,352	SD	348	954M	SD8
ECP82332T-4	48	4,079	SD	359	954M	SD8
ECP82332T-5	49	4,079	SD	357	96M	SD8
ECP82333T-4	48	3,015	SD	322	96M	SD8
ECP82333T-5	49	3,015	SD	318	944M	SD8
ECP82334T-4	48	3,260	SD	351	944M	SD8
ECP82334T-5	49	3,260	SD	361	96M	SD8
ECP82394T-4	48	3,264	SD	318	96M	SD8
ECP82394T-5	49	3,264	SD	315	934M	SD8
ECP83580T-4	48	1,043	SD	61	934M	SD8
ECP83580T-5	49	1,043	SD	63	516M	SD8
ECP83581T-4	48	1,145	SD	69	516M	SD8
ECP83581T-5	49	1,145	SD	67	524M	SD8
ECP83582T-4	48	1,228	SD	69	524M	SD8
ECP83582T-5	49	1,228	SD	69	526M	SD8
ECP83583T-4	48	1,120	SD	69	526M	SD8
ECP83583T-5	49	1,120	SD	71	524M	SD8
ECP83584T-4	48	1,165	SD	73	524M	SD8
ECP83584T-5	49	1,165	SD	73	53M	SD8
ECP83586T-4	48	1,229	SD	78	53M	SD8
ECP83586T-5	49	1,161	SD	79	535M	SD8
ECP83587T-4	48	1,217	SD	78	535M	SD8
ECP83587T-5	49	1,217	SD	77	535M	SD8
ECP83660T-4	48	1,465	SD	116	535M	SD8
ECP83660T-5	49	1,465	SD	116	632M	SD8
ECP83661T-4	48	1,541	SD	116	632M	SD8
ECP83661T-5	49	1,541	SD	118	632M	SD8
ECP83663T-4	48	1,805	SD	132	632M	SD8
ECP83663T-5	49	1,805	SD	131	643M	SD8
ECP83664T-4	48	1,537	SD	131	643M	SD8
ECP83664T-5	49	1,537	SD	128	642M	SD8
ECP83665T-4	48	1,570	SD	127	642M	SD8
ECP83665T-5	49	1,570	SD	127	641M	SD8
ECP83667T-4	48	1,414	SD	114	641M	SD8
ECP83667T-5	49	1,414	SD	115	63M	SD8
ECP83764T-4	48	2,143	SD	165	63M	SD8
ECP83764T-5	49	2,143	SD	211	736M	SD8
ECP83768T-4	48	2,215	SD	193	736M	SD8
ECP83768T-5	49	2,215	SD	226	748M	SD8
ECP83769T-4	48	2,356	SD	179	748M	SD8
ECP83769T-5	49	2,356	SD	179	731M	SD8
ECP83770T-4	48	1,978	SD	199	731M	SD8
ECP83770T-5	49	1,978	SD	199	737M	SD8
ECP83771T-4	48	2,508	SD	225	737M	SD8
ECP83771T-5	49	2,508	SD	225	742M	SD8
ECP83774T-4	48	2,342	SD	231	742M	SD8
ECP83774T-5	49	2,342	SD	231	748M	SD8
ECP84100T-4	48	4,712	SD	447	748M	SD8
ECP84100T-5	49	4,712	SD	445	154M	SD8
ECP84102T-4	48	6,350	SD	442	154M	SD8
ECP84102T-5	49	6,350	SD	443	156M	SD8
ECP84103T-4	48	4,228	SD	441	156M	SD8
ECP84103T-5	49	4,228	SD	345	152M	SD8
ECP84104T-4	48	4,979	SD	545	152M	SD8
ECP84104T-5	49	4,979	SD	489	16M	SD8
ECP84106T-4	48	3,742	SD	328	16M	SD8
ECP84106T-5	49	3,742	SD	324	954M	SD8
ECP84107T-4	48	4,575	SD	361	954M	SD8
ECP84107T-5	49	4,575	SD	429	148M	SD8

(1) Shipping weight is approximate.

Index

Catalog Number	Page Number	List Price	Mult Sym.	Ship Wgt ⁽¹⁾	Type Code	Prod Family Code
ECP84108T-4	48	5,480	SD	442	148M	SD8
ECP84108T-5	49	5,480	SD	422	148M	SD8
ECP84109T-4	48	7,498	SD	626	148M	SD8
ECP84109T-5	49	7,498	SD	624	1256M	SD8
ECP84110T-4	48	6,629	SD	629	1256M	SD8
ECP84110T-5	49	6,629	SD	635	126M	SD8
ECP84111T-4	48	6,692	SD	638	126M	SD8
ECP84111T-5	49	6,692	SD	623	1264M	SD8
ECP84114T-4	48	7,821	SD	623	1264M	SD8
ECP84114T-5	50	7,821	SD	662	1266M	SD8
ECP84115T-4	48	7,783	SD	679	1266M	SD8
ECP84115T-5	50	7,783	SD	653	1272M	SD8
ECP84117T-4	48	8,709	SD	637	1272M	SD8
ECP84117T-5	49	8,709	SD	635	1266M	SD8
ECP84308T-4	48	10,662	SD	927	1266M	SD8
ECP84308T-5	49	10,662	SD	922	A3662M	SD8
ECP84310T-4	48	11,558	SD	915	A3662M	SD8
ECP84310T-5	50	11,558	SD	932	A3656M	SD8
ECP84312T-4	48	11,355	SD	928	A3656M	SD8
ECP84312T-5	50	11,355	SD	924	A3662M	SD8
ECP84313T-4	49	12,802	SD	998	A3662M	SD8
ECP84313T-5	50	12,802	SD	998	A3668M	SD8
ECP84314T-4	48	10,335	SD	913	A3668M	SD8
ECP84314T-5	50	10,335	SD	937	A3662M	SD8
ECP84316T-4	49	12,019	SD	985	A3662M	SD8
ECP84316T-5	50	12,019	SD	985	A367M	SD8
ECP84400T-4	49	16,043	SD	1314	A367M	SD8
ECP84400T-5	50	16,043	SD	1314	A464M	SD8
ECP84402T-4	49	15,341	SD	1287	A464M	SD8
ECP84402T-5	50	15,341	SD	1287	A46M	SD8
ECP84403T-4	48	14,718	SD	1271	A46M	SD8
ECP84403T-5	50	14,718	SD	1275	A464M	SD8
ECP84404T-4	49	17,827	SD	1283	A464M	SD8
ECP84404T-5	50	17,827	SD	1283	A472M	SD8
ECP84406T-4	49	21,521	SD	1886	A472M	SD8
ECP84406T-5	50	21,521	SD	1886	A4478M	SD8
ECP84407T-4	49	25,892	SD	2616	A4478M	SD8
ECP84407T-5	50	25,892	SD	2616	A4412M	SD8
ECP84407TR-4	49	27,119	SD	2618	A4412M	SD8
ECP84407TR-5	50	27,119	SD	2618	A4412M	SD8
ECP84408T-4	49	33,052	SD	2959	A4412M	SD8
ECP84408T-5	50	33,052	SD	2932	A4414M	SD8
ECP84408TR-4	49	34,246	SD	2995	A4414M	SD8
ECP84408TR-5	50	34,246	SD	2732	A4414M	SD8
ECP84409T-4	49	19,609	SD	1885	A4414M	SD8
ECP84409T-5	50	19,609	SD	1885	A4462M	SD8
ECP84410T-4	49	18,198	SD	1915	A4462M	SD8
ECP84410T-5	50	18,198	SD	1915	A4462M	SD8
ECP84411T-4	49	22,257	SD	2111	A4462M	SD8
ECP84411T-5	50	22,257	SD	2111	A4476M	SD8
ECP84412T-4	49	17,941	SD	1799	A4476M	SD8
ECP84412T-5	50	17,941	SD	1799	A4456M	SD8
ECP84413T-4	49	20,617	SD	2162	A4456M	SD8
ECP84413T-5	50	20,617	SD	2162	A4478M	SD8
ECP844156T-4	49	24,739	SD	2615	A4478M	SD8
ECP844156TR-4	49	25,964	SD	2595	A4412M	SD8
ECP844156TR-5	50	25,964	SD	2595	A4412M	SD8
ECP84416T-4	49	27,256	SD	2182	A4412M	SD8
ECP84416T-5	50	27,256	SD	2182	A4478M	SD8
ECP844206T-4	49	32,865	SD	3119	A4478M	SD8
ECP844206TR-4	49	34,092	SD	3111	A4416M	SD8
ECP844206TR-5	50	34,092	SD	3111	A4416M	SD8
ECP844252T-4	49	43,915	SD	2784	A4416M	SD8
ECP844252T-5	50	43,915	SD	2784	A44128M	SD8
ECP844256T-4	49	46,128	SD	3112	A44128M	SD8
ECR582506-PP	56	39,263	M2	3715		SDC
ECR582508-PP	56	50,138	M2	4025		SDC
ECR583004-PP	56	36,251	M2	3560		SDC
ECR583006-PP	56	46,070	M2	4025		SDC
ECR583008-PP	56	54,394	M2	4025		SDC
ECR583504-PP	56	40,139	M2	3935		SDC
ECR583506-PP	56	49,912	M2	4025		SDC
ECR583508-PP	56	59,961	M2	4820		SDC
ECR584004-PP	56	44,105	M2	3935		SDC
ECR584006-PP	56	54,961	M2	4025		SDC
ECR584008-PP	56	66,365	M2	5475		SDC
ECR584504-PP	56	50,302	M2	4025		SDC

Catalog Number	Page Number	List Price	Mult Sym.	Ship Wgt ⁽¹⁾	Type Code	Prod Family Code
ECR584506-PP	56	60,161	M2	4820		SDC
ECR584508-PP	56	68,892	M2	5745		SDC
ECR585004-PP	56	51,497	M2	4025		SDC
ECR585006-PP	56	62,461	M2	4820		SDC
ECR9054T	57	808	ST	118	A44128M	SDC
ECR9056T	57	1,395	ST	226	64M	SDC
ECR9074T	57	1,139	ST	231	748M	SDC
ECR9076T	57	2,160	ST	321	748M	SDC
ECR91004T-4	57	12,229	ST	1391	96M	SDC
ECR91004TR-4	57	12,229	ST	1391	A476M	SDC
ECR91006TR-4	57	16,353	ST	2129	A476M	SDC
ECR91008TR-4	57	17,450	ST	2129	A4484M	SDC
ECR9104T	57	1,396	ST	241	A449M	SDC
ECR9106T	57	2,509	ST	355	748M	SDC
ECR91254T-4	57	15,444	ST	1964	962M	SDC
ECR91254TR-4	57	15,444	ST	1964	A4478M	SDC
ECR91256TR-4	57	18,794	ST	1874	A4478M	SDC
ECR91258TR-4	57	22,580	ST	2381	A449M	SDC
ECR91504T-4	57	18,224	ST	1996	A4412M	SDC
ECR91504TR-4	57	18,224	ST	1996	A4488M	SDC
ECR91506TR-4	57	21,592	ST	2459	A4488M	SDC
ECR91508TR-4	57	25,938	ST	2648	A44112M	SDC
ECR9154T	57	1,933	ST	286	A4416M	SDC
ECR9156T	57	3,443	ST	511	948M	SDC
ECR92004T-4	58	22,072	ST	2455	168M	SDC
ECR92004TR-4	58	22,072	ST	2455	A4416M	SDC
ECR92006TR-4	58	26,293	ST	3125	A4416M	SDC
ECR92008TR-4	58	32,634	ST	3431	A44128M	SDC
ECR9204T	57	2,303	ST	366	A44176M	SDC
ECR9206T	57	4,145	ST	535	962M	SDC
ECR92504T-4	58	22,387	ST	2694	172M	SDC
ECR92504TR-4	58	22,387	ST	2694	A44128M	SDC
ECR92506TR-4	58	30,113	ST	3225	A44128M	SDC
ECR92508TR-4	58	41,194	ST	3391	A4416M	SDC
ECR9254T	57	2,870	ST	381	A4428M	SDC
ECR9256T	57	4,956	ST	631	172M	SDC
ECR93004T-4	58	31,370	ST	2888	1272M	SDC
ECR93004TR-4	58	31,370	ST	2888	A44144M	SDC
ECR93006TR-4	58	39,347	ST	3683	A44144M	SDC
ECR9304T	57	3,375	ST	465	A44192M	SDC
ECR9306T	57	5,522	ST	681	172M	SDC
ECR93504T-4	58	34,740	ST	3127	1272M	SDC
ECR93504TR-4	58	34,740	ST	3127	A4416M	SDC
ECR93506TR-4	58	43,718	ST	3683	A4416M	SDC
ECR94004T-4	58	40,396	ST	3875	A4428M	SDC
ECR94004TR-4	58	40,396	ST	3875	A44192M	SDC
ECR9404T	57	4,371	ST	645	A44192M	SDC
ECR9406TR	57	7,620	ST	918	1264M	SDC
ECR9504T	57	5,335	ST	711	A3668M	SDC
ECR9506TR	57	8,911	ST	931	1272M	SDC
ECR9508TR	57	11,302	ST	1322	A3668M	SDC
ECR9604T	57	7,504	ST	977	A46M	SDC
ECR9604TR	57	7,504	ST	977	A3668M	SDC
ECR9606TR	57	10,992	ST	1322	A3668M	SDC
ECR9608TR	57	12,780	ST	1421	A464M	SDC
ECR9754T	57	9,107	ST	962	A464M	SDC
ECR9754TR	57	9,107	ST	962	A3668M	SDC
ECR9756TR-4	57	12,615	ST	1422	A3668M	SDC
ECR9758TR-4	57	15,648	ST	1874	A464M	SDC
ECTM2276T	147	2,802	L1	291	A4476M	HV3
ECTM2332T	147	3,201	L1	297	954M	HV3
ECTM2333T	147	2,944	L1	278	96M	HV3
ECTM2334T	147	3,284	L1	293	944M	HV3
ECTM3611T-57	147	1,495	L1	116		HV3
ECTM3615T-57	147	1,804	L1	134		HV3
ECTM3665T	147	1,239	L1	118	952M	HV3
ECTM3704T	147	1,236	L1	140		HV3
ECTM3708T	147	1,486	L1	185		HV3
ECTM3768T	147	1,968	L1	227	641M	HV3
ECTM3770T	147	1,653	L1	171	748M	HV3
ECTM3774T	147	2,218	L1	231	735M	HV3
ECTM4100T	147	4,268	L1	345	748M	HV3
ECTM4103T	147	4,042	L1	378	142M	HV3
ECTM4104T	147	4,797	L1	411	146M	HV3
ECTM4110T	147	6,273	L1	553	156M	HV3
ECTM4115T	147	7,500	L1	598	1254M	HV3
ECTM4314T	147	9,863	L1	835	1272M	HV3

(1) Shipping weight is approximate.

Index

Catalog Number	Page Number	List Price	Mult Sym.	Ship Wgt ⁽¹⁾	Type Code	Prod Family Code
EDM3546	54	976	SD	35	A3662M	SDD
EFM2333T	38	2,306	L1	256		GE3
EFM2334T	38	2,796	L1	276	944M	GE3
EFM2394T	38	2,520	L1	236	93 M	GE3
EFM2394T	38	2,520	L1	256		GE3
EFM2513T	38	2,367	L1	214	93M	GO3
EFM2513T-8	39	2,394	L1	219	3938M	GO3
EFM2515T	38	2,597	L1	226	3938M	GO3
EFM2515T-8	39	2,627	L1	226	3944M	GO3
EFM2531T	39	3,166	L1	313	3944M	GO3
EFM2535T	39	3,462	L1	339	45M	GO3
EFM2539T	39	4,516	L1	392	452M	GO3
EFM2543T	39	4,983	L1	547	464M	GO3
EFM2547T	39	6,274	L1	622	4256M	GO3
EFM3116T	38	711	L1	35	4278M	GO3
EFM3154T	38	743	L1	38	3519M	GO3
EFM3157T	38	796	L1	41	3522M	GO3
EFM3157T-8	39	804	L1	41	3525M	GO3
EFM3211T	38	858	L1	68	3525M	GO3
EFM3211T-8	39	870	L1	71	363M	GO3
EFM3212T	38	794	L1	61	363M	GO3
EFM3218T	38	940	L1	84	3623M	GO3
EFM3218T-8	39	956	L1	82	364M	GO3
EFM3219T	38	1,259	L1	77	364M	GO3
EFM3311T	38	1,381	L1	114	3632M	GO3
EFM3311T-8	39	1,401	L1	111	3733M	GO3
EFM3312T	38	1,440	L1	117	3733M	GO3
EFM3313T	38	1,672	L1	125	3728M	GO3
EFM3313T-8	39	1,696	L1	127	3739M	GO3
EFM3314T	38	2,045	L1	123	3739M	GO3
EFM3546T	38	738	L1	35	3734M	GE3
EFM3554T	38	820	L1	41	3519M	GE3
EFM3554T	38	820	L1	41		GE3
EFM3558T	38	867	L1	41		GE3
EFM3610T	38	882	L2	73	3528M	GE3
EFM3610T	38	882	L1	73		GE3
EFM3611T	38	890	L1	73		GE3
EFM3613T	38	978	L1	75	3631M	GE3
EFM3615T	38	919	L1	91	363M	GE3
EFM3709T	38	1,465	L1	128	3642M	GE3
EFM3709T	38	1,465	L1	128		GE3
EFM3710T	38	1,326	L1	128		GE3
EFM3711T	38	1,485	L1	119	3738M	GE3
EFM3714T	38	1,497	L1	165	3729M	GE3
EFM4100T	38	3,880	L1	372	3752M	GE3
EFM4102T	38	5,166	L1	437	146M	GE3
EFM4103T	38	3,657	L1	452	154M	GE3
EFM4104T	38	4,338	L1	311	146M	GE3
EFM4110T	38	5,673	L1	572	156M	GE3
EFM4110T	38	5,673	L1	572		GE3
EFM4114T	38	6,429	L1	578		GE3
EFM4115T	38	6,199	L1	641	1252M	GE3
EFM4115T	38	6,199	L1	640		GE3
EFM4308T	38	8,414	L1	899		GE3
EFM4312T	38	10,167	L1	868	A3662M	GE3
EFM4314T	38	8,919	L1	811	A3662M	GE3
EFM4314T	38	8,919	L1	800		GE3
EFM4316T	38	10,429	L1	935	36 6M	GE3
EFM4316T	38	10,429	L1	840		GE3
EFM4400T	38	12,952	L1	1160	4 64M	GE3
EFM4400T	38	12,952	L1	1160		GE3
EFM4403T	38	12,341	L1	1322	A464M	GE3
EFM4404T	38	14,371	L1	1311	A464M	GE3
EFM4409T-4	38	17,345	L1	1625	A472M	GE3
EGDM2333T	159	3,393	L1	255	A4464M	FD3
EGDM2334T	159	3,592	L1	313	944M	FD3
EGDM2513T	159	2,580	L1	239	952M	FD3
EGDM2515T	159	2,986	L1	245	3938M	FD3
EGDM2531T	159	3,692	L1	375	3944M	FD3
EGDM2535T	159	4,130	L1	382	45M	FD3
EGDM3218T	159	1,073	L1	92	452M	FD3
EGDM3311T	159	1,573	L1	121	364M	FD3
EGDM3313T	159	1,864	L1	132	3733M	FD3
EGDM3615T	159	1,407	L1	95	3739M	FD3
EGDM3661T	159	1,376	L1	115	3642M	FD3
EGDM3665T	159	1,568	L1	119	632M	FD3
EGDM3710T	159	1,732	L1	127	641M	FD3

Catalog Number	Page Number	List Price	Mult Sym.	Ship Wgt ⁽¹⁾	Type Code	Prod Family Code
EGDM3714T	159	2,515	L1	165	3738M	FD3
EGDM3770T	159	1,929	L1	171	3752M	FD3
EGDM3774T	159	2,775	L1	231	735M	FD3
EGDM4103T	159	4,523	L1	422	748M	FD3
EGDM4104T	159	5,302	L1	461	146M	FD3
EGDM4110T	159	7,030	L1	578	156M	FD3
EGDM4115T	159	7,271	L1	618	1254M	FD3
EHF2515T	144	2,612	LS	227	1272M	HV3
EHF2523T	144	2,087	LS	212	3944M	HV3
EHF2523T-8	145	2,082	LS	211	3938M	HV3
EHF2531T	144	3,177	LS	311	3938M	HV3
EHF2535T	144	3,473	LS	328	45M	HV3
EHF2539T	144	4,519	LS	429	452M	HV3
EHF2543T	144	5,544	LS	466	464M	HV3
EHF2547T	144	726	LS	49	4256M	HV3
EHF2551T	144	779	LS	68	3525M	HV3
EHF2551T-8	144	846	LS	82	363M	HV3
EHF2553T	144	1,230	LS	115	364M	HV3
EHF2553T-8	144	1,480	LS	127	3733M	HV3
EHF2559T	146	2,583	L1	294	3739M	HV3
EHF2559T-8	146	2,943	L1	291	954M	HV3
EHF2563T	146	2,332	LS	251	96M	HV3
EHF2563T-5	146	2,332	LS	255	944M	HV3
EHF2563T-8	146	2,821	LS	288	944M	HV3
EHF2563T-5	146	2,821	LS	286	952M	HV3
EHF2566T	144	1,773	L1	248	952M	HV3
EHF2566T-8	144	2,297	L1	261	395M	HV3
EHF2566T-5	144	2,612	LS	225	3954M	HV3
EHF2566T-8	145	2,612	LS	226	3944M	HV3
EHF2566T-5	144	2,087	LS	212	3944M	HV3
EHF2566T-8	145	2,087	LS	211	3938M	HV3
EHF2566T-5	144	3,085	L1	285	3938M	HV3
EHF2566T-8	144	3,747	L1	375	438M	HV3
EHF2566T-5	144	3,177	LS	345	444M	HV3
EHF2566T-8	145	3,177	LS	369	45M	HV3
EHF2566T-5	144	4,519	L1	393	45M	HV3
EHF2566T-8	144	3,473	LS	339	472M	HV3
EHF2566T-5	145	3,473	LS	331	452M	HV3
EHF2566T-8	144	4,712	L1	482	452M	HV3
EHF2566T-5	144	4,519	LS	433	484M	HV3
EHF2566T-8	145	4,519	LS	434	464M	HV3
EHF2566T-5	144	5,544	LS	469	425M	HV3
EHF2566T-8	145	5,544	LS	459	4256M	HV3
EHF2566T-5	144	6,268	LS	582	4256M	HV3
EHF2566T-8	144	7,687	LS	752	4272M	HV3
EHF2566T-5	144	8,762	LS	911	4462M	HV3
EHF2566T-8	144	651	LS	35	4476M	HV3
EHF2566T-5	145	651	LS	34	3519M	HV3
EHF2566T-8	144	676	LS	37	3519M	HV3
EHF2566T-5	145	676	LS	38	3522M	HV3
EHF2566T-8	144	726	LS	41	3522M	HV3
EHF2566T-5	145	726	LS	41	3525M	HV3
EHF2566T-8	144	779	LS	72	3525M	HV3
EHF2566T-5	145	779	LS	71	363M	HV3
EHF2566T-8	144	846	LS	85	363M	HV3
EHF2566T-5	145	846	LS	85	364M	HV3
EHF2566T-8	153	1,076	L1	84	364M	HV3
EHF2566T-5	144	1,141	L1	114	364M	HV3
EHF2566T-8	144	1,485	L1	141	3733M	HV3
EHF2566T-5	144	1,230	LS	115	3744M	HV3
EHF2566T-8	145	1,230	LS	115	3733M	HV3
EHF2566T-5	144	1,480	LS	127	3733M	HV3
EHF2566T-8	145	1,480	LS	121	3739M	HV3
EHF2566T-5	146	734	LS	37	3739M	HV3
EHF2566T-8	146	734	LS	37	3519M	HV3
EHF2566T-5	146	737	LS	44	3519M	HV3
EHF2566T-8	146	737	LS	44	3526M	HV3
EHF2566T-5	146	789	LS	46	3526M	HV3
EHF2566T-8	146	789	LS	47	3528M	HV3
EHF2566T-5	146	869	LS	73	3528M	HV3
EHF2566T-8	146	869	LS	74	3631M	HV3
EHF2566T-5	146	949	LS	93	3631M	HV3
EHF2566T-8	146	949	LS	92	3642M	HV3
EHF2566T-5	146	1,558	L1	154	3642M	HV3
EHF2566T-8	146	1,353	LS	128	3748M	HV3
EHF2566T-5	146	1,353	LS	127	3738M	HV3
EHF2566T-8	146	1,526	LS	165	3738M	HV3

(1) Shipping weight is approximate.

Index

Catalog Number	Page Number	List Price	Mult Sym.	Ship Wgt ⁽¹⁾	Type Code	Prod Family Code
EHM3714T-5	146	1,526	LS	165	3752M	HV3
EHM4100T	146	3,914	L1	411	3752M	HV3
EHM4102T	146	5,201	L1	457	146M	HV3
EHM4103T	146	3,680	LS	431	154M	HV3
EHM4103T-5	146	3,680	LS	397	156M	HV3
EHM4104T	146	4,360	LS	423	152M	HV3
EHM4104T-5	146	4,360	LS	395	16M	HV3
EHM4110T	146	5,691	LS	612	156M	HV3
EHM4110T-5	146	5,691	LS	575	1264M	HV3
EHM4111T	146	5,879	L1	465	1254M	HV3
EHM4115T	146	6,198	LS	622	172M	HV3
EHM4115T-5	146	6,198	LS	622	1272M	HV3
EHPM3615T	134	1,040	L1	93	1266M	PM3
EHPM3710T	134	1,447	L1	127	3642M	PM3
EHPM3714T	134	1,618	L1	165	3738M	PM3
EJM3545	119	651	K	27		PJ3
EJM3546	119	748	K	37	342M	PJ3
EJM3550	119	736	K	38	3522M	PJ3
EJM3554	119	830	K	41	352M	PJ3
EJM3555	119	805	K	41	3526M	PJ3
EJM3558	119	877	K	48	3526M	PJ3
EJM3559	119	881	K	51	353M	PJ3
EJM7013	109	1,056	K	32	3532M	XPP
EJM7018	109	1,076	K	47	3418M	XPP
EJM7071	109	1,127	K	55	352M	XPP
EJMM2333T	124	3,064	L1	265	3526M	PC3
EJMM2333T-5	125	3,020	L1	268	944M	PC3
EJMM2333T-G	123	3,357	L1	265	944M	PC3
EJMM2334T	124	3,510	L1	314	944M	PC3
EJMM2334T-G	123	3,750	L1	318	952M	PC3
EJMM2394T	124	3,091	L1	257	952M	PC3
EJMM2394T-5	125	3,234	L1	225	93M	PC3
EJMM2394T-G	123	3,384	L1	261	75M	PC3
EJMM2506T	127	2,453	L1	248	93M	PC3
EJMM2511T	127	2,977	L1	255	395M	PC3
EJMM2513T	127	2,511	L1	214	3954M	PC3
EJMM2513T-G	123	2,804	L1	213	3938M	PC3
EJMM2514T	127	2,793	L1	195	3938M	PC3
EJMM2515T	127	3,008	L1	248	3928M	PC3
EJMM2516T	127	3,598	L1	219	3944M	PC3
EJMM2524T	127	3,907	L1	311	3938M	PC3
EJMM2531T	127	3,578	L1	317	438M	PC3
EJMM2534T	128	4,260	L1	319	45M	PC3
EJMM2535T	128	4,286	L1	359	3948M	PC3
EJMM2538T	128	5,241	L1	328	452M	PC3
EJMM2539T	128	5,568	L1	417	3956M	PC3
EJMM2542T	128	5,828	L1	421	464M	PC3
EJMM2543T	128	6,035	L1	491	4248M	PC3
EJMM2546T	128	7,095	L1	472	4256M	PC3
EJMM3116T	127	707	L1	38	425M	PC3
EJMM3116T-G	123	873	L1	37	3519M	PC3
EJMM3120T	127	763	L1	34	3519M	PC3
EJMM3154T	127	765	L1	38	3518M	PC3
EJMM3154T-G	123	931	L1	41	3522M	PC3
EJMM3155T	127	869	L1	44	3522M	PC3
EJMM3157T	127	837	L1	44	3524M	PC3
EJMM3157T-G	123	1,003	L1	44	3525M	PC3
EJMM3158T	127	950	L1	49	3525M	PC3
EJMM3158T-5	128	878	L1	48	353M	PC3
EJMM3158T-G	123	1,116	L1	51	3528M	PC3
EJMM3211T	127	926	L1	72	353M	PC3
EJMM3211T-5	128	1,114	L1	74	363M	PC3
EJMM3211T-G	123	1,134	L1	74	363M	PC3
EJMM3212T	127	1,132	L1	64	363M	PC3
EJMM3212T-5	128	1,050	L1	63	3623M	PC3
EJMM3212T-G	123	1,340	L1	64	3623M	PC3
EJMM3218T	127	1,047	L1	87	3623M	PC3
EJMM3218T-5	128	1,196	L1	92	364M	PC3
EJMM3218T-G	123	1,255	L1	88	364M	PC3
EJMM3219T	127	1,338	L1	78	364M	PC3
EJMM3219T-5	128	1,515	L1	77	3632M	PC3
EJMM3219T-G	123	1,546	L1	78	3632M	PC3
EJMM3309T	127	1,785	L1	141	3632M	PC3
EJMM3311T	127	1,570	L1	121	3744M	PC3
EJMM3311T-5	128	1,715	L1	121	3733M	PC3
EJMM3311T-G	123	1,831	L1	121	3733M	PC3
EJMM3312T	127	1,774	L1	121	3733M	PC3

Catalog Number	Page Number	List Price	Mult Sym.	Ship Wgt ⁽¹⁾	Type Code	Prod Family Code
EJMM3312T-5	128	1,774	L1	137	3728M	PC3
EJMM3312T-G	123	1,984	L1	121	3728M	PC3
EJMM3313T	127	1,715	L1	136	3728M	PC3
EJMM3313T-5	128	2,006	L1	132	3739M	PC3
EJMM3313T-G	123	1,959	L1	132	3739M	PC3
EJMM3314T	127	2,379	L1	131	3739M	PC3
EJMM3314T-5	128	2,379	L1	131	3734M	PC3
EJMM3314T-G	123	2,479	L1	134	3734M	PC3
EJMM3546T	124	827	L1	41	3734M	PC3
EJMM3546T-5	125	889	L1	38	3519M	PC3
EJMM3546T-G	123	922	L1	37		PC3
EJMM3550T	124	822	L1	47	3519M	PC3
EJMM3550T-5	125	877	L1	38	352M	PC3
EJMM3550T-G	123	917	L1	38		PC3
EJMM3554T	124	881	L1	44	352M	PC3
EJMM3554T-5	125	971	L1	41	3526M	PC3
EJMM3554T-G	123	1,066	L1	41		PC3
EJMM3555T	124	946	L1	47	3526M	PC3
EJMM3555T-5	125	946	L1	41	3526M	PC3
EJMM3555T-G	123	1,041	L1	41		PC3
EJMM3558T	124	900	L1	51	3526M	PC3
EJMM3558T-5	125	1,018	L1	45	3528M	PC3
EJMM3558T-G	123	1,113	L1	45		PC3
EJMM3559T	124	1,022	L1	54	3528M	PC3
EJMM3559T-5	125	1,022	L1	51	3532M	PC3
EJMM3610T	124	949	L1	56	3532M	PC3
EJMM3610T-5	125	1,138	L1	63	3532M	PC3
EJMM3610T-G	123	1,157	L1	61	3622M	PC3
EJMM3611T	124	1,146	L1	76	3532M	PC3
EJMM3611T-5	125	1,146	L1	71	3631M	PC3
EJMM3611T-G	123	1,252	L1	76	3631M	PC3
EJMM3613T	124	1,234	L1	79	3631M	PC3
EJMM3613T-5	125	1,234	L1	74	363M	PC3
EJMM3613T-G	123	1,333	L1	81	363M	PC3
EJMM3615T	124	1,047	L1	93	363M	PC3
EJMM3615T-5	125	1,175	L1	93	3642M	PC3
EJMM3615T-G	123	1,255	L1	93	3642M	PC3
EJMM3616T	124	1,392	L1	111	3642M	PC3
EJMM3616T-5	125	1,546	L1	96	3646M	PC3
EJMM3709T	124	1,474	L1	125	3646M	PC3
EJMM3709T-G	123	1,735	L1	124	3728M	PC3
EJMM3710T	124	1,660	L1	134	3728M	PC3
EJMM3710T-5	125	1,660	L1	127	3738M	PC3
EJMM3710T-G	123	1,854	L1	134	3738M	PC3
EJMM3711T	124	1,819	L1	131	3738M	PC3
EJMM3711T-5	125	1,819	L1	118	3729M	PC3
EJMM3711T-G	123	1,953	L1	124	3729M	PC3
EJMM3713T	124	2,549	L1	169	3729M	PC3
EJMM3713T-5	125	2,429	L1	169	3752M	PC3
EJMM3714T	124	1,872	L1	165	3752M	PC3
EJMM3714T-5	125	1,831	L1	165	3752M	PC3
EJMM3714T-G	123	2,133	L1	165	3752M	PC3
EJMM4103T	125	4,097	L1	387	3752M	PC3
EJMM4104T	125	5,194	L1	422	146M	PC3
EJMM4106T	124	3,480	L1	281	156M	PC3
EJMM4106T-G	123	3,697	L1	274	936M	PC3
EJMM4107T	125	3,955	L1	353	936M	PC3
EJMM4108T	125	5,439	L1	416	946M	PC3
EJMM4109T	125	6,159	L1	487	142M	PC3
EJMM4110T	125	6,725	L1	586	158M	PC3
EJMM4114T	125	7,481	L1	595	1254M	PC3
EJMM4115T	125	7,585	L1	624	1252M	PC3
EJMM7026T	110	1,895	L1	91	1272M	XPP
EJMM7045T	110	3,002	L1	171	3622M	XPP
EJMM7072T	110	2,278	L1	112	3728M	XPP
EJMM7073T	110	2,561	L1	121	363M	XPP
EJMM7074T	110	3,399	L1	175	3646M	XPP
EJMM7075T	110	1,686	L1	72	3729M	XPP
EJPM2333T	124	3,064	L1	265	3532M	PC3
EJPM2334T	124	3,480	L1	311	944M	PC3
EJPM2394T	124	3,091	L1	261	952M	PC3
EJPM2513T	127	2,511	L1	219	93M	PC3
EJPM2514T	127	2,793	L1	221	3938M	PC3
EJPM2515T	127	3,008	L1	236	3928M	PC3
EJPM2516T	127	3,598	L1	231	3944M	PC3
EJPM2531T	127	3,578	L1	335	3938M	PC3
EJPM2534T	128	4,260	L1	311	45M	PC3

(1) Shipping weight is approximate.

Index

Catalog Number	Page Number	List Price	Mult Sym.	Ship Wgt ⁽¹⁾	Type Code	Prod Family Code
EJPM2535T	128	4,286	L1	371	3948M	PC3
EJPM2538T	128	5,241	L1	329	452M	PC3
EJPM2539T	128	5,568	L1	378	3956M	PC3
EJPM2542T	128	5,828	L1	424	464M	PC3
EJPM2543T	128	6,035	L1	511	4248M	PC3
EJPM2547T	128	7,451	L1	565	4256M	PC3
EJPM2551T	128	8,878	L1	597	4278M	PC3
EJPM3116T	127	862	L1	38	4462M	PC3
EJPM3154T	127	894	L1	37	3519M	PC3
EJPM3157T	127	947	L1	43	3522M	PC3
EJPM3158T	127	878	L1	48	3525M	PC3
EJPM3211T	127	1,114	L1	74	3528M	PC3
EJPM3212T	127	1,050	L1	63	363M	PC3
EJPM3218T	127	1,196	L1	92	3623M	PC3
EJPM3219T	127	1,515	L1	77	364M	PC3
EJPM3311T	127	1,715	L1	131	3632M	PC3
EJPM3312T	127	1,774	L1	122	3735M	PC3
EJPM3313T	127	1,698	L1	138	3728M	PC3
EJPM3314T	127	2,379	L1	134	3739M	PC3
EJPM3554T	124	971	L1	41	3734M	PC3
EJPM3555T	124	946	L1	41	3526M	PC3
EJPM3558T	124	1,018	L1	48	3526M	PC3
EJPM3559T	124	1,022	L1	51	353M	PC3
EJPM3610T	124	1,138	L1	51	3532M	PC3
EJPM3611T	124	1,146	L1	71	3532M	PC3
EJPM3613T	124	1,234	L1	81	3631M	PC3
EJPM3615T	124	1,175	L1	96	3634M	PC3
EJPM3616T	124	1,546	L1	96	3644M	PC3
EJPM3709T	124	1,799	L1	121	3646M	PC3
EJPM3710T	124	1,660	L1	129	3728M	PC3
EJPM3711T	124	1,819	L1	118	3738M	PC3
EJPM3713T	124	2,429	L1	169	3729M	PC3
EJPM3714T	124	1,872	L1	165	3752M	PC3
EJPM4103T	125	4,097	L1	412	3752M	PC3
EJPM4104T	125	5,194	L1	452	146M	PC3
EJPM4106T	124	3,480	L1	264	156M	PC3
EJPM4107T	125	3,955	L1	349	932M	PC3
EJPM4108T	125	5,439	L1	415	946M	PC3
EJPM4109T	125	6,159	L1	498	138M	PC3
EJPM4110T	125	6,725	L1	612	158M	PC3
EJPM4114T	125	7,481	L1	614	1254M	PC3
EJPM4115T	125	7,585	L1	646	1252M	PC3
EJPM71147T-I	109	2,804	L1	225	1272M	XPP
EJPM71147T-I-5	109	2,804	L1	228	735M	XPP
EJPM71170T-I	109	3,473	L1	252	737M	XPP
EJPM71170T-I-5	109	3,473	L1	252	75M	XPP
EJPM7142T-I	109	2,112	L1	127	75M	XPP
EJPM7142T-I-5	109	2,112	L1	127		XPP
EJPM7142T-I-5	109	2,112	L1	127		XPP
EJPM7144T-I	109	2,472	L1	152		XPP
EJPM7144T-I-5	109	2,472	L1	152	641M	XPP
EL11203	15	412	K	19	641M	GO1
EL11204	15	491	K	25	3411LC	GO1
EL11205	15	435	K	24	3416LC	GO1
EL11206	15	443	K	27	3413LC	GO1
EL11207	15	524	K	27	3418LC	GO1
EL11208	15	463	K	24	3421LC	GO1
EL11209	15	497	K	32	3413LC	GO1
EL11300	15	511	K	25	3424LC	GO1
EL11301	15	443	K	27	3416LC	GO1
EL11302	15	524	K	31	3418LC	GO1
EL11303	15	463	K	24	3421LC	GO1
EL11304	15	497	K	32	3413LC	GO1
EL11305	15	787	K	46	3424LC	GO1
EL11306	15	484	K	39	3526LC	GO1
EL11307	15	592	K	39	3428LC	GO1
EL11308	15	886	K	47	3524LC	GO1
EL11309	15	568	K	43	353LC	GO1
EL11313	15	645	K	52	3524LC	GO1
EL11313A	15	672	K	52	3532LC	GO1
EL11317	15	713	K	66	3532LC	GO1
EL11317A	15	740	K	66	354LC	GO1
EL11318	15	682	K	44	354LC	GO1
EL11318M	15	708	K	44	3528LC	GO1
EL11319	15	812	K	59	3528LC	GO1
EL1319T	15	902	L1	51	354LC	GO1
EL1405T	15	1,091	L1	65	3535LC	GO1

Catalog Number	Page Number	List Price	Mult Sym.	Ship Wgt ⁽¹⁾	Type Code	Prod Family Code
EL1406T	16	1,149	L1	71	3623LC	GO1
EL1408T	16	1,142	L1	81	3628LC	GO1
EL1409T	16	1,364	L1	79	3634LC	GO1
EL1410T	16	1,304	L1	97	3634LC	GO1
EL3403	12	452	K	24	3646LC	GE1
EL3405	12	433	K	27	3414LC	GE1
EL3501	12	499	K	27	342LC	GE1
EL3503	12	490	K	23	3418LC	GE1
EL3504	12	589	K	31	3413LC	GE1
EL3506	12	551	K	29	3424LC	GE1
EL3507	12	716	K	44	3424LC	GE1
EL3509	13	636	K	38	3528LC	GE1
EL3510	13	823	K	45	352LC	GE1
EL3514	13	937	K	58	3532LC	GE1
EL3514T	13	937	L1	58	354LC	GE1
EL3515T	13	1,099	L1	65	354LC	GE1
EL3605T	13	1,281	L1	66	3535LC	GE1
EL3606T	13	1,196	L1	79	3623LC	GE1
EL3608T	13	1,648	L1	91	3634LC	GE1
EL3609T	13	1,495	L1	89	364LC	GE1
EL3612T	13	1,783	L1	97	364LC	GE1
EM2237	171	3,120	L1	255	3646LC	DPL
EM2238	171	3,910	L1	255	936M	DPL
EM2275	171	3,664	L1	226	936M	DPL
EM2276	171	4,405	L1	295	748M	DPL
EM2276T	19	2,549	L1	278	954M	GE3
EM2276T-BG	138	2,812	L1	311	954M	HV3
EM2276T-G	140	2,842	L1	281	954M	HV3
EM2280T	19	3,633	L1	256	954M	GE3
EM2332T	20	2,909	L1	291	94M	GE3
EM2332T-BG	138	3,172	L1	322	96M	HV3
EM2332T-G	140	3,202	L1	322	96M	HV3
EM2333	171	5,382	L1	268	96M	DPL
EM2333T	20	2,306	LS	271	944M	GE3
EM2333T-5	22	2,306	LS	258	944M	GE3
EM2333T-5G	197	2,514	L1	291	944M	5E1
EM2333T-58	141	2,599	L1	251	948M	HV3
EM2333T-8	21	2,306	L1	255	944M	GE3
EM2333T-8G	141	2,599	L1	254	936M	HV3
EM2333T-BG	138	2,569	L1	274	936M	HV3
EM2333T-G	140	2,599	L1	271	944M	HV3
EM2334	171	6,441	L1	313	944M	DPL
EM2334T	20	2,796	LS	289	952M	GE3
EM2334T-12	20	3,142	L1	291	952M	GE3
EM2334T-5	22	2,796	LS	291	952M	GE3
EM2334T-58	197	3,048	L1	314	952M	5E1
EM2334T-5G	141	3,089	L1	293	956M	HV3
EM2334T-8	21	2,796	L1	292	952M	GE3
EM2334T-BG	138	3,059	L1	291	952M	HV3
EM2334T-G	140	3,089	L1	295	952M	HV3
EM2394T	20	2,520	L1	241	952M	GE3
EM2394T-5	22	2,520	L1	245	93M	GE3
EM2394T-8	21	2,520	L1	241	93M	GE3
EM2394T-BG	138	2,783	L1	253	93M	HV3
EM2394T-G	140	2,813	L1	239	93M	HV3
EM2395T	20	6,468	L1	455	93M	GE3
EM2401T	19	4,006	L1	321	16M	GE3
EM2402T	20	4,651	L1	391	96M	GE3
EM2504T	33	2,879	L1	241	146M	GO3
EM2506T	33	1,739	L1	239	3948M	GO3
EM2506T-BG	139	2,002	L1	248	395M	HV3
EM2506T-G	142	2,032	L1	243	395M	HV3
EM2508T	33	3,603	L1	261	395M	GO3
EM251152T-4	68, 166	14,167	L1	1141	3962M	DPC
EM2511T	33	2,263	L1	255	A458M	GO3
EM2511T-BG	139	2,526	L1	255	3954M	HV3
EM2511T-G	142	2,556	L1	255	3954M	HV3
EM251202T-4	68, 166	16,054	L1	1737	3954M	DPC
EM251252T-4	68, 166	18,832	L1	1539	A4456M	DPC
EM251302T-4	68, 166	29,435	L1	1899	A4468M	DPC
EM251352T-4	68, 166	33,686	L1	1899	A4484M	DPC
EM2513T	33	2,367	LS	211	A4484M	GO3
EM2513T-5	35	2,367	LS	273	3938M	GO3
EM2513T-58	197	2,581	L1	231	3938M	5O1
EM2513T-5G	143	2,660	L1	211	3942M	HV3
EM2513T-8	35	2,367	L1	219	3938M	GO3
EM2513T-8G	143	2,660	L1	234	3938M	HV3

(1) Shipping weight is approximate.

Index

Catalog Number	Page Number	List Price	Mult Sym.	Ship Wgt ⁽¹⁾	Type Code	Prod Family Code	Catalog Number	Page Number	List Price	Mult Sym.	Ship Wgt ⁽¹⁾	Type Code	Prod Family Code
EM2513T-BG	139	2,630	L1	234	3938M	HV3	EM2543T-12	33	5,834	L1	468	4256M	GO3
EM2513T-CI	33	2,253	L1	238	3938M	GO3	EM2543T-5	35	4,983	L1	465	4256M	GO3
EM2513T-G	142	2,660	L1	211	936M	HV3	EM2543T-8	35	4,983	L1	467	4256M	GO3
EM251402T-4	68, 166	39,520	L1	4111	3938M	DPC	EM2543T-BG	139	5,349	L1	497	4256M	HV3
EM251452T-4	68, 166	43,518	L1	4111	A44112M	DPC	EM2543T-CI	33	5,433	L1	571	4256M	GO3
EM2514T	33	2,402	L1	191	A44112M	GO3	EM2543T-G	142	5,439	L1	473	1256M	HV3
EM2514T-8	35	2,402	L1	191	3928M	GO3	EM2543TS-12	33	5,834	L1	469	4256M	GO3
EM2514T-G	142	2,695	L1	195	3928M	HV3	EM2544T	33	7,641	L1	762	4256M	GO3
EM251502T-4	68, 166	48,112	L1	2595	3928M	DPC	EM2544T-CI	33	8,068	L1	722	4466M	GO3
EM2515T	33	2,597	L1	225	A44128M	GO3	EM25452T-4	34	40,294	L1	4111	A3652M	GO3
EM2515T-12	33	2,943	L1	225	3944M	GO3	EM25454T-4	34	37,824	L1	2888	A44112M	GO3
EM2515T-5	35	2,597	L1	227	3944M	GO3	EM2546T	34	6,043	L1	458	A44144M	GO3
EM2515T-58	197	2,831	L1	275	3944M	5O1	EM2547T	34	6,274	L1	615	425M	GO3
EM2515T-5G	143	2,890	L1	251	3956M	HV3	EM2547T-12	34	7,612	L1	621	4278M	GO3
EM2515T-8	35	2,597	L1	227	3944M	GO3	EM2547T-5	35	6,274	L1	431	4278M	GO3
EM2515T-8G	143	2,890	L1	251	3944M	HV3	EM2547T-8	35	6,274	L1	623	4278M	GO3
EM2515T-BG	139	2,860	L1	228	3944M	HV3	EM2547T-CI	34	6,838	L1	745	4278M	GO3
EM2515T-CI	33	2,831	L1	281	3944M	GO3	EM2547T-G	142	7,117	L1	616	A365M	HV3
EM2515T-G	142	2,890	L1	227	946M	HV3	EM2547TS-12	34	7,612	L1	613	4278M	GO3
EM2516T	33	2,884	L1	222	3944M	GO3	EM2548T	34	9,413	L1	888	4278M	GO3
EM2516T-8	35	2,884	L1	221	3938M	GO3	EM2548T-4CI	34	10,242	L1	1119	448M	GO3
EM2516T-G	142	3,177	L1	212	3938M	HV3	EM2549T	34	7,926	L1	512	A452M	GO3
EM2524T	33	3,051	L1	278	3938M	GO3	EM2550T	34	8,473	L1	562	4254M	GO3
EM2524T-BG	139	3,350	L1	311	438M	HV3	EM2551T	34	7,701	L1	744	4266M	GO3
EM2524T-G	142	3,428	L1	281	438M	HV3	EM2551T-12	34	9,039	L1	758	4462M	GO3
EM25254T-4	34	17,108	L1	2136	438M	GO3	EM2551T-5	35	7,701	L1	741	4462M	GO3
EM2528T	33	3,713	L1	312	A4411M	GO3	EM2551T-8	35	7,701	L1	783	4462M	GO3
EM2528T-BG	139	4,012	L1	321	444M	HV3	EM2551T-CI	34	8,392	L1	762	A3656M	GO3
EM2528T-G	142	4,090	L1	299	444M	HV3	EM2551T-G	142	8,543	L1	751	A3656M	HV3
EM2531T	33	3,166	L1	331	444M	GO3	EM2551TS-12	34	9,039	L1	749	4462M	GO3
EM2531T-12	33	3,715	L1	317	45M	GO3	EM2552T-4	34	11,403	L1	1167	4462M	GO3
EM2531T-5	35	3,166	L1	312	45M	GO3	EM2554T-4	34	10,633	L1	894	A464M	GO3
EM2531T-5G	143	3,543	L1	328	45M	HV3	EM2554T-4CI	34	12,687	L1	997	4476M	GO3
EM2531T-8	35	3,106	L1	333	45M	GO3	EM2555T	34	8,959	L1	931	A448M	GO3
EM2531T-8G	143	3,543	L1	331	45M	HV3	EM2555T-12	34	10,902	L1	946	4484M	GO3
EM2531T-BG	139	3,465	L1	387	45M	HV3	EM2555T-4	34	8,959	L1	896	4484M	GO3
EM2531T-CI	33	3,451	L1	382	45M	GO3	EM2555T-4G	142	10,158	L1	898	4476M	HV3
EM2531T-G	142	3,543	L1	314	146M	HV3	EM2555T-5	35	8,959	L1	943	4476M	GO3
EM2532T	33	4,485	L1	411	45M	GO3	EM2555T-8	35	8,959	L1	916	4484M	GO3
EM2532T-G	142	4,941	L1	384	472M	HV3	EM2555T-CI	34	9,765	L1	1138	4476M	GO3
EM2534T	33	3,404	L1	318	472M	GO3	EM2555TS-12	34	10,902	L1	941	A452M	GO3
EM2534T-8	35	3,404	L1	321	44M	GO3	EM2556T-4	34	13,117	L1	981	4484M	GO3
EM2534T-G	142	3,781	L1	311	44M	HV3	EM2557T-4	34	13,555	L1	1513	4464M	GO3
EM2535T	33	3,462	L1	335	44M	GO3	EM2558T-4	34	12,208	L1	1528	A4462M	GO3
EM2535T-12	33	4,011	L1	339	452M	GO3	EM2558T-5	35	12,208	L1	1535	A4462M	GO3
EM2535T-5	35	3,462	L1	333	452M	GO3	EM2558TS-4	34	12,208	L1	1519	A4462M	GO3
EM2535T-5G	143	3,839	L1	341	452M	HV3	EM2559T-4	34	10,991	L1	955	A4462M	GO3
EM2535T-8	35	3,462	L1	278	452M	GO3	EM2559T-4CI	34	11,978	L1	1118	4488M	GO3
EM2535T-8G	143	3,839	L1	341	452M	HV3	EM2559T-5	35	10,991	L1	961	A464M	GO3
EM2535T-BG	139	3,761	L1	341	452M	HV3	EM2559TS-4	34	10,991	L1	1238	4488M	GO3
EM2535T-CI	33	3,773	L1	241	452M	GO3	EM2560T-4	34	15,963	L1	1572	4488M	GO3
EM2535T-G	142	3,839	L1	341	15M	HV3	EM2562T-4	34	14,864	L1	1364	A4472M	GO3
EM2536T	33	4,678	L1	381	452M	GO3	EM2563T-4	34	15,256	L1	1625	A4456M	GO3
EM2536T-G	142	5,134	L1	457	484M	HV3	EM2564T-4	34	20,984	L1	1827	A4472M	GO3
EM2538T	33	4,385	L1	329	484M	GO3	EM2565T-4	34	17,437	L1	1539	A449M	GO3
EM2538T-8	35	4,385	L1	362	446M	GO3	EM2568T-4	34	27,254	L1	1539	A4468M	GO3
EM2538T-CI	33	4,780	L1	412	446M	GO3	EM25694T-4	34	26,089	L1	2151	A4468M	GO3
EM2538T-G	142	4,762	L1	328	146M	HV3	EM2571T-4	34	31,190	L1	4111	A44112M	GO3
EM2539T	33	4,516	L1	396	446M	GO3	EM2572T-4	34	30,816	L1	2694	A44112M	GO3
EM2539T-12	33	5,367	L1	397	464M	GO3	EM2583T-4	34	12,551	L1	1455	A44128M	GO3
EM2539T-5	35	4,516	L1	397	464M	GO3	EM30003	32	427	K	21	A4456M	GO3
EM2539T-5G	143	4,972	L1	411	464M	HV3	EM30004	32	472	K	24	3413M	GO3
EM2539T-8	35	4,516	L1	434	464M	GO3	EM30006	32	448	K	22	3416M	GO3
EM2539T-8G	143	4,972	L1	391	464M	HV3	EM30007	32	451	K	24	3413M	GO3
EM2539T-BG	139	4,882	L1	324	464M	HV3	EM30008	32	494	K	27	3416M	GO3
EM2539T-CI	33	4,923	L1	538	464M	GO3	EM30009	32	482	K	24	3421M	GO3
EM2539T-G	142	4,972	L1	392	125M	HV3	EM30010	32	497	K	31	3416M	GO3
EM25402T-4	34	36,592	L1	4111	464M	GO3	EM30011	32	543	K	34	3424M	GO3
EM25404T-4	34	33,445	L1	2677	A44112M	GO3	EM30012	32	480	K	22	3428M	GO3
EM2540T	33	6,327	L1	598	A4414M	GO3	EM31101	32	472	K	24	3416M	GO3
EM2540T-CI	33	6,664	L1	811	4278M	GO3	EM31104	32	451	K	24	3416M	GO3
EM2540T-G	142	7,170	L1	616	A3662M	HV3	EM31104-5	35	451	K	24	3416M	GO3
EM2542T	33	4,776	L1	394	4278M	GO3	EM31105	32	494	K	27	3416M	GO3
EM2542T-8	35	4,776	L1	375	458M	GO3	EM31107	32	482	K	24	3421M	GO3
EM2542T-CI	33	5,416	L1	548	458M	GO3	EM31108	32	497	K	31	3416M	GO3
EM2542T-G	142	5,232	L1	392	125M	HV3	EM31108-5	35	497	K	31	3424M	GO3
EM2543T	33	4,983	L1	467	458M	GO3	EM31109	32	543	K	34	3424M	GO3

(1) Shipping weight is approximate.

Index

Catalog Number	Page Number	List Price	Mult Sym.	Ship Wgt ⁽¹⁾	Type Code	Prod Family Code
EM31111	32	480	K	24	3428M	GO3
EM31112	32	547	K	32	3416M	GO3
EM31112-5	35	547	K	33	3516M	GO3
EM31115	32	492	K	27	3513M	GO3
EM31115-G	142	703	K	33	3512M	HV3
EM31116	32	576	K	29	342M	GO3
EM31116-5	35	576	K	38	352M	GO3
EM31120	32	508	K	34	3519M	GO3
EM31153	32	668	K	39	3518M	GO3
EM31154	32	631	K	36	3524M	GO3
EM31154A	32	698	K	41	3526M	GO3
EM31155	32	572	K	43	3526M	GO3
EM31156	32	842	K	41	3524M	GO3
EM31157	32	662	K	45	3526M	GO3
EM31158	33	641	K	51	353M	GO3
EM31159	32	810	K	54	3528M	GO3
EM3116-57	197	569	K	34		501
EM3116T	32	711	LS	34	3518M	GO3
EM3116T-5	35	711	LS	34	3519M	GO3
EM3116T-57	197	572	L1	34	3519M	501
EM3116T-5G	143	877	L1	38	3518M	HV3
EM3116T-8	35	711	L1	34	3519M	GO3
EM3116T-8G	143	877	L1	38	3519M	HV3
EM3116T-BG	139	877	L1	38	3519M	HV3
EM3116T-G	142	877	L1	34	3519M	HV3
EM3120T	32	612	L1	33	3519M	GO3
EM3120T-G	142	778	L1	34	3518M	HV3
EM3154T	32	743	LS	37	3518M	GO3
EM3154T-5	35	743	LS	37	3522M	GO3
EM3154T-57	197	608	L1	41	3522M	501
EM3154T-5G	143	909	L1	37	3526M	HV3
EM3154T-8	35	743	L1	37	3522M	GO3
EM3154T-8G	143	909	L1	37	3522M	HV3
EM3154T-BG	139	909	L1	37	3522M	HV3
EM3154T-G	142	909	L1	38	3522M	HV3
EM3155T	32	718	L1	41	3522M	GO3
EM3155T-BG	139	884	L1	43	3524M	HV3
EM3155T-G	142	884	L1	41	3524M	HV3
EM3156T	32	727	L1	36	3524M	GO3
EM3156T-G	142	893	L1	41	3524M	HV3
EM3157T	32	796	LS	41	3524M	GO3
EM3157T-5	35	796	LS	39	3525M	GO3
EM3157T-57	197	625	L1	45	3525M	501
EM3157T-5G	143	962	L1	43	3528M	HV3
EM3157T-8	35	796	L1	41	3525M	GO3
EM3157T-8G	143	962	L1	43	3525M	HV3
EM3157TA	32	876	L1	44	3525M	GO3
EM3157T-BG	139	962	L1	43	3528M	HV3
EM3157T-G	142	962	L1	41	3525M	HV3
EM3158T	33	727	L1	46	3525M	GO3
EM3158T-8	35	727	L1	51	353M	GO3
EM3158T-BG	139	893	L1	51	353M	HV3
EM3158T-G	142	893	L1	46	353M	HV3
EM3207T	32	851	L1	66	353M	GO3
EM3207T-G	142	1,048	L1	67	3628M	HV3
EM3211T	33	858	LS	69	3628M	GO3
EM3211T-5	35	858	LS	69	363M	GO3
EM3211T-57	197	715	L1	74	363M	501
EM3211T-5G	143	1,055	L1	74	363M	HV3
EM3211T-8	35	858	L1	71	363M	GO3
EM3211T-8G	143	1,055	L1	74	363M	HV3
EM3211TA	33	938	L1	65	363M	GO3
EM3211T-BG	139	1,055	L1	74	3631M	HV3
EM3211T-G	142	1,055	L1	72	363M	HV3
EM3212T	33	794	L1	61	363M	GO3
EM3212T-8	35	794	L1	69	3623M	GO3
EM3212T-BG	139	991	L1	63	3623M	HV3
EM3212T-G	142	991	L1	63	3623M	HV3
EM3215T	32	870	L1	79	3623M	GO3
EM3215T-G	142	1,067	L1	79	3636M	HV3
EM3216T	32	1,192	L1	65	3636M	GO3
EM3218T	33	940	LS	84	3628M	GO3
EM3218T-5	35	940	LS	82	364M	GO3
EM3218T-57	197	791	L1	111	364M	501
EM3218T-5G	143	1,137	L1	92	3646M	HV3
EM3218T-8	35	940	L1	84	364M	GO3
EM3218T-8G	143	1,137	L1	92	364M	HV3

Catalog Number	Page Number	List Price	Mult Sym.	Ship Wgt ⁽¹⁾	Type Code	Prod Family Code
EM3218TA	33	1,020	L1	84	364M	GO3
EM3218T-BG	139	1,137	L1	92	364M	HV3
EM3218T-G	142	1,137	L1	84	364M	HV3
EM3219T	33	1,259	L1	74	364M	GO3
EM3219T-8	35	1,259	L1	77	3632M	GO3
EM3219T-BG	139	1,456	L1	77	3632M	HV3
EM3219T-G	142	1,456	L1	75	3632M	HV3
EM3220T	32	1,448	L1	82	3632M	GO3
EM3303T	32	1,788	L1	111	3643M	GO3
EM3305T	33	1,107	L1	119	3744M	GO3
EM3305T-BG	139	1,328	L1	111	3733M	HV3
EM3305T-G	142	1,328	L1	111	3733M	HV3
EM3309T	33	1,451	L1	139	3733M	GO3
EM3309T-BG	139	1,672	L1	141	3744M	HV3
EM3309T-G	142	1,672	L1	141	3744M	HV3
EM3311T	33	1,381	LS	115	3744M	GO3
EM3311T-5	35	1,381	LS	114	3733M	GO3
EM3311T-57	197	1,118	L1	127	3733M	501
EM3311T-5G	143	1,602	L1	114	3736M	HV3
EM3311T-8	35	1,381	L1	114	3733M	GO3
EM3311T-8G	143	1,602	L1	121	3733M	HV3
EM3311T-BG	139	1,602	L1	115	3733M	HV3
EM3311T-G	142	1,602	L1	115	3733M	HV3
EM3312T	33	1,440	L1	121	3733M	GO3
EM3312T-8	35	1,440	L1	121	3728M	GO3
EM3312T-BG	139	1,661	L1	121	3728M	HV3
EM3312T-G	142	1,661	L1	113	3728M	HV3
EM3313T	33	1,672	LS	128	3728M	GO3
EM3313T-5	35	1,672	LS	123	3739M	GO3
EM3313T-57	197	1,823	L1	165	3739M	501
EM3313T-5G	143	1,893	L1	132	3752M	HV3
EM3313T-8	35	1,672	L1	129	3739M	GO3
EM3313T-8G	143	1,893	L1	132	3739M	HV3
EM3313T-BG	139	1,893	L1	129	3739M	HV3
EM3313T-G	142	1,893	L1	127	3739M	HV3
EM3314T	33	2,045	L1	124	3739M	GO3
EM3314T-8	35	2,045	L1	131	3734M	GO3
EM3314T-BG	139	2,266	L1	131	3734M	HV3
EM3314T-G	142	2,266	L1	126	3734M	HV3
EM3538	18	660	LS	29	3734M	GE3
EM3545	19	641	K	37	3513M	GE3
EM3545-5	22	641	K	27	3516M	GE3
EM3545-57	197	625	K	35	3516M	5E1
EM3545-G	140	796	K	32	3516M	HV3
EM3546	19	738	LS	35	3516M	GE3
EM3546-5	22	738	K	38	3519M	GE3
EM3546T	19	738	LS	35	3519M	GE3
EM3546T-5	22	738	LS	34	3519M	GE3
EM3546T-57	197	639	L1	34	3519M	5E1
EM3546T-5G	141	872	L1	35	3518M	HV3
EM3546T-8	21	738	L1	35	3519M	GE3
EM3546T-BG	138	872	L1	38	3519M	HV3
EM3546T-G	140	872	L1	31	3519M	HV3
EM3550	19	726	K	35	3519M	GE3
EM3550T	19	726	L1	36	352M	GE3
EM3550T-5	22	726	L1	36	352M	GE3
EM3550T-57	197	725	L1	43	352M	5E1
EM3550T-G	140	892	L1	36	3524M	HV3
EM3554	19	820	LS	41	352M	GE3
EM3554-5	22	820	K	41	3526M	GE3
EM3554T	19	820	LS	41	3526M	GE3
EM3554T-5	22	820	LS	42	3526M	GE3
EM3554T-57	197	650	L1	41	3526M	5E1
EM3554T-5G	141	900	L1	42	3526M	HV3
EM3554T-8	21	820	L1	43	3526M	GE3
EM3554T-BG	138	900	L1	41	3526M	HV3
EM3554T-G	140	900	L1	42	3526M	HV3
EM3555	19	795	K	42	3526M	GE3
EM3555-5	22	795	K	41	3526M	GE3
EM3555T	19	795	L1	43	3526M	GE3
EM3555T-5	22	795	L1	43	3526M	GE3
EM3555T-57	197	796	L1	51	3526M	5E1
EM3555T-BG	138	961	L1	41	3532M	HV3
EM3555T-G	140	961	L1	46	3526M	HV3
EM3556	19	846	K	42	3526M	GE3
EM3556-5	22	846	K	41	3526M	GE3
EM3556T	19	846	L1	42	3526M	GE3

(1) Shipping weight is approximate.

Index

Catalog Number	Page Number	List Price	Mult Sym.	Ship Wgt ⁽¹⁾	Type Code	Prod Family Code
EM3556T-5	22	846	L1	41	3526M	GE3
EM3556T-G	140	1,012	L1	43	3526M	HV3
EM3558	19	867	LS	46	3526M	GE3
EM3558-5	22	867	K	45	3528M	GE3
EM3558T	19	867	LS	45	3528M	GE3
EM3558T-5	22	867	LS	46	3528M	GE3
EM3558T-57	197	686	L1	45	3528M	5E1
EM3558T-5G	141	927	L1	46	3528M	HV3
EM3558T-8	21	867	L1	46	3528M	GE3
EM3558T-9	56	806	ST	45	3528M	SDQ
EM3558T-BG	138	927	L1	45	3528M	HV3
EM3558T-G	140	927	L1	42	3528M	HV3
EM3559	19	871	K	51	3528M	GE3
EM3559-5	22	871	K	51	3532M	GE3
EM3559T	19	871	L1	49	3532M	GE3
EM3559T-5	22	871	L1	61	3532M	GE3
EM3559T-BG	138	1,037	L1	51	3532M	HV3
EM3559T-G	140	1,037	L1	53	3532M	HV3
EM3581T	19	913	L1	51	3532M	GE3
EM3582T	19	1,023	L1	56	519M	GE3
EM3583T	19	966	L1	52	524M	GE3
EM3584T	19	947	L1	57	526m	GE3
EM3586T	19	1,014	L1	59	526M	GE3
EM3587T	19	993	L1	58	526M	GE3
EM3603	171	1,086	L1	38	527M	DPL
EM3604	171	1,384	L1	45	3519M	DPL
EM3606	171	1,106	L1	44	3526M	DPL
EM3607	171	1,479	L1	72	3526M	DPL
EM3607T	19	989	L1	73	3632M	GE3
EM3607T-5	22	989	L1	73	3632M	GE3
EM3607T-G	140	1,186	L1	76	3632M	HV3
EM3609	171	1,167	L1	45	3632M	DPL
EM3610	171	1,168	L1	55	3528M	DPL
EM3610T	19	882	L1	51	3532M	GE3
EM3610T-57	197	1,015	L1	55	3532M	5E1
EM3610T-G	140	1,079	L1	57	3535M	HV3
EM3611	171	1,215	L1	71	3532M	DPL
EM3611T	19	890	LS	73	3631M	GE3
EM3611T-5	22	890	LS	73	3631M	GE3
EM3611T-57	197	805	L1	71	3631M	5E1
EM3611T-5G	141	1,037	L1	76	3631M	HV3
EM3611T-8	21	890	L1	72	3631M	GE3
EM3611T-9	56	945	ST	83	3631M	SDQ
EM3611T-BG	138	1,037	L1	71	3636M	HV3
EM3611T-G	140	1,037	L1	74	3631M	HV3
EM3613T	19	978	L1	75	3631M	GE3
EM3613T-5	22	978	L1	75	363M	GE3
EM3613T-57	197	1,167	L1	93	363M	5E1
EM3613T-BG	138	1,175	L1	74	3642M	HV3
EM3613T-G	140	1,175	L1	76	363M	HV3
EM3614T	19	1,037	L1	93	363M	GE3
EM3614T-5	22	1,037	L1	91	3644M	GE3
EM3614T-G	140	1,234	L1	94	3644M	HV3
EM3615T	19	919	LS	93	3644M	GE3
EM3615T-5	22	919	LS	89	3642M	GE3
EM3615T-57	197	930	L1	111	3642M	5E1
EM3615T-5G	141	1,116	L1	84	3646M	HV3
EM3615T-8	21	919	L1	93	3642M	GE3
EM3615T-9	56	1,026	ST	95	3642M	SDQ
EM3615T-BG	138	1,116	L1	93	3643M	HV3
EM3615T-G	140	1,116	L1	92	3642M	HV3
EM3616T	19	1,290	L1	98	3642M	GE3
EM3616T-5	22	1,290	L1	98	3646M	GE3
EM3617T	19	1,393	L1	65	3646M	GE3
EM3618T	19	1,650	L1	82	3628M	GE3
EM3660T	19	1,096	L1	84	3643M	GE3
EM3660T-8	21	1,096	L1	82	62M	GE3
EM3661T	19	1,127	L1	97	619M	GE3
EM3661T-5	22	1,127	L1	97	632M	GE3
EM3661T-8	21	1,127	L1	96	632M	GE3
EM3663T	19	1,349	L1	99	632M	GE3
EM3663T-8	21	1,349	L1	99	628M	GE3
EM3664T	19	1,237	L1	119	628M	GE3
EM3665T	19	1,153	L1	117	642M	GE3
EM3665T-5	22	1,153	L1	118	641M	GE3
EM3665T-8	21	1,153	L1	118	641M	GE3
EM3665T-8G	141	1,350	L1	119	641M	HV3

Catalog Number	Page Number	List Price	Mult Sym.	Ship Wgt ⁽¹⁾	Type Code	Prod Family Code
EM3667T	19	1,217	L1	93	3641M	GE3
EM3702	171	2,603	L1	111	63M	DPL
EM3702T	19	2,089	L1	111	3744M	GE3
EM3703	171	1,429	L1	71	3732M	DPL
EM3704	171	1,758	L1	132	3631M	DPL
EM3704T	19	1,349	L1	134	3739M	GE3
EM3704T-5	22	1,349	L1	129	3739M	GE3
EM3704T-BG	138	1,570	L1	132	3739M	HV3
EM3704T-G	140	1,570	L1	135	3739M	HV3
EM3705T	19	2,283	L1	111	3739M	GE3
EM3706	171	1,987	L1	77	3744M	DPL
EM3707	171	1,800	L1	93	363M	DPL
EM3708T	19	1,524	L1	154	3642M	GE3
EM3708T-5	22	1,524	L1	154	3748M	GE3
EM3708T-BG	138	1,745	L1	154	3748M	HV3
EM3708T-G	140	1,745	L1	154	3748M	HV3
EM3709	171	2,004	L1	96	3748M	DPL
EM3709T	19	1,465	L1	116	3646M	GE3
EM3709T-5	22	1,465	L1	115	3728M	GE3
EM3709T-58	197	1,717	L1	121	3728M	5E1
EM3709T-BG	138	1,686	L1	121	3728M	HV3
EM3709T-G	140	1,686	L1	133	3728M	HV3
EM3710T	19	1,326	LS	128	3728M	GE3
EM3710T-5	22	1,326	LS	123	3738M	GE3
EM3710T-58	197	1,182	L1	127	3738M	5E1
EM3710T-5G	141	1,547	L1	126	3736M	HV3
EM3710T-8	21	1,326	L1	127	3738M	GE3
EM3710T-9	56	1,387	ST	141	3738M	SDQ
EM3710T-BG	138	1,547	L1	127	3743M	HV3
EM3710T-G	140	1,547	L1	129	3738M	HV3
EM3711T	20	1,485	L1	121	3738M	GE3
EM3711T-5	22	1,485	L1	119	3729M	GE3
EM3711T-58	197	1,619	L1	141	3729M	5E1
EM3711T-BG	138	1,706	L1	118	374M	HV3
EM3711T-G	140	1,706	L1	118	3729M	HV3
EM3712	171	1,671	L1	97	3729M	DPL
EM3713T	20	2,095	L1	172	3644M	GE3
EM3713T-5	22	2,095	L1	169	3752M	GE3
EM3714T	20	1,497	LS	162	3752M	GE3
EM3714T-5	22	1,497	LS	165	3752M	GE3
EM3714T-58	197	1,632	L1	165	3752M	5E1
EM3714T-5G	141	1,718	L1	165	3752M	HV3
EM3714T-8	21	1,497	L1	165	3752M	GE3
EM3714T-9	56	1,614	ST	187	3752M	SDQ
EM3714T-BG	138	1,718	L1	165	3752M	HV3
EM3714T-G	140	1,718	L1	156	3752M	HV3
EM3764T	19	1,541	L1	173	3752M	GE3
EM3768T	19	1,788	L1	195	735M	GE3
EM3769T	19	1,561	L1	165	746M	GE3
EM3769T-8	21	1,561	L1	155	726M	GE3
EM3770T	19	1,504	L1	171	724M	GE3
EM3770T-5	22	1,504	L1	171	735M	GE3
EM3770T-8	21	1,504	L1	171	735M	GE3
EM3770T-8G	141	1,725	L1	171	735M	HV3
EM3771T	20	1,830	L1	182	735M	GE3
EM3771T-8	21	1,830	L1	182	729M	GE3
EM3774T	20	1,687	L1	191	729M	GE3
EM3774T-5	22	1,687	L1	185	748M	GE3
EM3774T-8	21	1,687	L1	189	748M	GE3
EM3774T-8G	141	1,908	L1	231	748M	HV3
EM4100T	20	3,880	L1	391	748M	GE3
EM4100T-BG	138	4,179	L1	372	146M	HV3
EM4100T-G	140	4,257	L1	369	146M	HV3
EM4102T	20	5,166	L1	399	146M	GE3
EM4102T-BG	138	5,465	L1	416	154M	HV3
EM4102T-G	140	5,543	L1	393	154M	HV3
EM4103T	20	3,657	LS	388	154M	GE3
EM4103T-12	20	4,206	L1	412	146M	GE3
EM4103T-5	22	3,657	LS	381	146M	GE3
EM4103T-58	197	3,987	L1	437	152M	5E1
EM4103T-5G	141	4,034	L1	364	156M	HV3
EM4103T-8	21	3,657	L1	382	152M	GE3
EM4103T-BG	138	3,956	L1	421	146M	HV3
EM4103T-G	140	4,034	L1	411	146M	HV3
EM4104T	20	4,338	LS	431	146M	GE3
EM4104T-12	20	4,887	L1	425	156M	GE3
EM4104T-5	22	4,338	LS	418	156M	GE3

(1) Shipping weight is approximate.

Index

Catalog Number	Page Number	List Price	Mult Sym.	Ship Wgt ⁽¹⁾	Type Code	Prod Family Code
EM4104T-58	197	4,729	L1	475	156M	5E1
EM4104T-5G	141	4,715	L1	423	16M	HV3
EM4104T-8	21	4,338	L1	413	156M	GE3
EM4104T-BG	138	4,637	L1	437	156M	HV3
EM4104T-G	140	4,715	L1	411	156M	HV3
EM4106T	20	2,766	L1	262	156M	GE3
EM4106T-5	22	2,766	L1	252	936M	GE3
EM4106T-8	21	2,766	L1	242	932M	GE3
EM4106T-G	140	3,059	L1	261	932M	HV3
EM4107T	20	3,609	L1	327	936M	GE3
EM4107T-5	22	3,609	L1	335	946M	GE3
EM4107T-8	21	3,609	L1	315	95M	GE3
EM4107T-G	140	3,986	L1	323	938M	HV3
EM4108T	20	4,288	L1	347	946M	GE3
EM4108T-5	22	4,288	L1	331	95M	GE3
EM4108T-8	21	4,288	L1	324	948M	GE3
EM4108T-G	140	4,665	L1	336	948M	HV3
EM4109T	20	5,877	L1	551	95M	GE3
EM4109T-5	22	5,877	L1	522	124M	GE3
EM4109T-G	140	6,333	L1	532	124M	HV3
EM4110T	20	5,673	LS	571	124M	GE3
EM4110T-12	20	6,524	L1	611	1254M	GE3
EM4110T-5	22	5,673	LS	575	126M	GE3
EM4110T-58	197	6,184	L1	651	1254M	5E1
EM4110T-5G	141	6,129	L1	576	1272M	HV3
EM4110T-8	21	5,673	L1	576	1254M	GE3
EM4110T-BG	138	6,039	L1	578	1254M	HV3
EM4110T-G	140	6,129	L1	596	1254M	HV3
EM4111T	20	5,845	L1	445	1254M	GE3
EM4111T-BG	138	6,211	L1	475	172M	HV3
EM4111T-G	140	6,301	L1	517	172M	HV3
EM4112T	20	7,355	L1	534	172M	GE3
EM4114T	20	6,429	L1	575	1252M	GE3
EM4114T-5	22	6,429	L1	574	1252M	GE3
EM4114T-G	140	6,885	L1	584	1252M	HV3
EM4115T	20	6,199	LS	651	1252M	GE3
EM4115T-12	20	7,050	L1	652	1272M	GE3
EM4115T-5	22	6,199	LS	623	1272M	GE3
EM4115T-58	197	6,757	L1	811	1272M	5E1
EM4115T-5G	141	6,655	L1	644	1272M	HV3
EM4115T-8	21	6,199	L1	621	1272M	GE3
EM4115T-BG	138	6,565	L1	641	1266M	HV3
EM4115T-G	140	6,655	L1	648	1272M	HV3
EM4115TS	20	6,199	L1	639	1272M	GE3
EM4116T	20	9,084	L1	578	1272M	GE3
EM4117T	20	6,753	L1	614	1256M	GE3
EM4117T-G	140	7,209	L1	614	1264M	HV3
EM4118T	20	3,226	L1	315	1264M	GE3
EM4308T	20	8,414	L1	899	946M	GE3
EM4308T-G	140	9,257	L1	883	A3662M	HV3
EM4310T	20	9,032	L1	811	A3662M	GE3
EM4310T-G	141	9,875	L1	911	A3656M	HV3
EM4312T	20	10,167	L1	912	A3656M	GE3
EM4312T-G	140	11,010	L1	911	A3662M	HV3
EM4313T	20	10,507	L1	981	A3662M	GE3
EM4313T-G	141	11,350	L1	966	A3668M	HV3
EM4314T	20	8,919	LS	912	A3668M	GE3
EM4314T-12	20	10,257	L1	851	A3662M	GE3
EM4314T-5	22	8,919	LS	919	A3662M	GE3
EM4314T-58	197	9,722	L1	911	A3662M	5E1
EM4314T-G	141	9,763	L1	917	A3662M	HV3
EM4314TS	20	8,919	L1	917	A3662M	GE3
EM4316T	20	10,429	LS	955	A3662M	GE3
EM4316T-12	20	11,767	L1	955	A3668M	GE3
EM4316T-5	22	10,429	LS	958	A367M	GE3
EM4316T-G	141	11,273	L1	956	A367M	HV3
EM4316TS	20	10,429	L1	946	A367M	GE3
EM4338T	20	10,102	L1	813	A367M	GE3
EM4348T	20	12,530	L1	875	A365M	GE3
EM4400T	20	12,952	LS	1213	A3662M	GE3
EM4400T-12	20	14,895	L1	1211	A464M	GE3
EM4400T-5	22	12,952	LS	1218	A464M	GE3
EM4400T-G	141	14,152	L1	1214	A464M	HV3
EM4400TS	20	12,952	L1	1216	A464M	GE3
EM4402T-4	20	13,434	L1	1187	A464M	GE3
EM4403T	20	12,341	L1	1187	A46M	GE3
EM4404T	20	14,371	L1	1229	A464M	GE3

Catalog Number	Page Number	List Price	Mult Sym.	Ship Wgt ⁽¹⁾	Type Code	Prod Family Code
EM4406T-4	21	18,443	LS	1826	A472M	GE3
EM4406T-5	22	18,443	LS	2151	A4488M	GE3
EM4406T-5E	22	18,443	LS	1771	A4488M	GE3
EM4406TR-4	21	19,671	L1	1826	A4478M	GE3
EM4406TS-4	21	18,443	L1	2171	A4488M	GE3
EM4407T-4	21	23,119	L1	2497	A4488M	GE3
EM4407T-4E	21	23,119	L1	2318	A4412M	GE3
EM4407TR-4	21	24,347	L1	2531	A4416M	GE3
EM4407TS-4	21	23,119	L1	2487	A4412M	GE3
EM4408T-4	21	30,317	L1	2888	A4412M	GE3
EM4408TR-4	21, 23	31,545	L1	2888	A44144M	GE3
EM4408TS-4	21	30,317	L1	2888	A44144M	GE3
EM4409T-4	20	17,345	L1	1828	A44144M	GE3
EM4410T-4	20	16,033	LS	1969	A4464M	GE3
EM4410T-5	22	16,033	LS	1669	A4476M	GE3
EM4410T-5E	22	16,033	LS	1626	A4476M	GE3
EM4410TR-4	20	17,261	L1	1988	A4462M	GE3
EM4410TS-4	20	16,033	L1	2111	A4476M	GE3
EM4411T-4	20	20,405	L1	2173	A4476M	GE3
EM4412T-4	20	16,605	L1	1911	A449M	GE3
EM4413T-4	21	19,538	L1	1995	A4468M	GE3
EM44156T-4	21	23,372	L1	2571	A4478M	GE3
EM4416T-4	21	23,416	L1	2355	A4412M	GE3
EM44206T-4	21	28,836	L1	3117	A4414M	GE3
EM44252T-4	21	36,462	L1	2595	A4416M	GE3
EM44252TS-2340	24, 66	33,234	LG	2338		
EM44254T-2340	24, 66	36,300	LG	2694		
EM44256T-4	21	42,159	L1	3125	A442M	GE3
EM44302T-4	23	56,004	L1	2595	A4416M	GE3
EM44302TS-2340	24, 66	40,255	LG	3149		
EM44304T-2340	24, 66	36,979	LG	3676		
EM44304T-4	23	45,129	L1	2888	A442M	GE3
EM44304TS-4	23	45,129	L1	2888	A44144M	GE3
EM44306T-4	23	53,814	L1	3683	A44144M	GE3
EM44352T-4	23	64,695	L1	2855	A4428M	GE3
EM44354T-4	23	50,140	L1	3127	A44144M	GE3
EM44354TS-4	23	50,140	L1	3127	A4416M	GE3
EM44402T-4	23	78,649	L1	3149	A4416M	GE3
EM44404T-4	23	65,575	L1	3681	A4416M	GE3
EM4458T	20	15,386	L1	1216	A4428M	GE3
EM4468T	20	17,769	L1	1216	A46M	GE3
EM4501006L-2340	25, 66	115,432	LG	11000	A46M	
EM450808L-2340	24, 66	122,452	LG	10800		
EM450906L-2340	25, 66	112,006	LG	10000		
EM4907T-4	21	23,119	L1	2517		GE3
EM4912T-4	20	16,605	L1	1539	A4412M	GE3
EM5001008L-2340	25, 66	143,652	LG	14000	A4468M	
EM5001254L-2340	25, 67	138,765	LG	13100		
EM5001256L-2340	25, 67	126,546	LG	13000		
EM5001258L-2340	25, 67	144,599	LG	14000		
EM5001504L-2340	25, 67	144,882	LG	14300		
EM5001506L-2340	25, 67	139,139	LG	14700		
EM5001508L-2340	25, 67	150,998	LG	16700		
EM500908L-2340	25, 66	141,652	LG	14000		
EM7013	98	999	K	32	A5828M	XPM
EM7013-5	100	999	K	33	3418M	XPM
EM7013T-I	105	1,298	SD	51	3418M	XPD
EM7013T-I-5	105	1,298	SD	51	3516M	XPD
EM7014	98	1,266	K	51	3516M	XPM
EM7014-5	100	1,266	K	42	3519M	XPM
EM7014T	98	1,266	L1	44	3519M	XPM
EM7014T-5	100	1,266	LS	42	3519M	XPM
EM7014T-I	105	1,277	SD	55	3519M	XPD
EM7014T-I-5	105	1,277	SD	55	3519M	XPD
EM7015	98	1,519	L1	51	3519M	XPM
EM7018T	98	1,158	L1	45	3519M	XPM
EM7018T-5	100	1,158	L1	45	352M	XPM
EM7018T-I	105	1,288	SD	54	352M	XPD
EM7020T	98	1,949	L1	88	3526M	XPM
EM7020T-I	105	1,949	SD	118	3632M	XPD
EM7026T	98	1,484	L1	69	3622M	XPM
EM7026T-I	105	1,613	SD	91	3622M	XPD
EM7026T-I-5	105	1,613	SD	91	3622M	XPD
EM7032	98	1,416	K	49	3642M	XPM
EM7032T	98	1,416	L1	52	3526M	XPM
EM7032T-I	105	1,416	SD	62	3526M	XPD
EM7034	98	1,311	K	51	3526M	XPM

(1) Shipping weight is approximate.

Index

Catalog Number	Page Number	List Price	Mult Sym.	Ship Wgt ⁽¹⁾	Type Code	Prod Family Code
EM7034T	98	1,311	L1	51	3526M	XPM
EM7034T-5	100	1,311	LS	51	3526M	XPM
EM7034T-I	105	1,323	SD	61	3526M	XPD
EM7036T	98	2,188	L1	171	3526M	XPM
EM7036T-I	105	2,188	SD	185	3739M	XPD
EM7037	98	1,431	K	59	3739M	XPM
EM7037T	98	1,431	L1	58	3528M	XPM
EM7037T-5	100	1,431	LS	54	3528M	XPM
EM7037T-I	105	1,442	SD	65	3528M	XPD
EM7037T-I-5	105	1,442	SD	65	353M	XPD
EM7040T	98	2,868	L1	171	3528M	XPM
EM7040T-I	105	2,868	SD	171	3748M	XPD
EM7041T	98	2,008	L1	97	3748M	XPM
EM7041T-I	105	2,008	SD	119	3644M	XPD
EM7042T	98	1,520	L1	118	3644M	XPM
EM7042T-5	100	1,520	L1	84	3631M	XPM
EM7042T-I	105	1,521	SD	117	3631M	XPD
EM7042T-I-5	105	1,521	SD	116	3631M	XPD
EM7044T	98	1,883	L1	111	3631M	XPM
EM7044T-5	100	1,883	L1	99	3642M	XPM
EM7044T-I	105	1,886	SD	122	3642M	XPD
EM7044T-I-5	105	1,886	SD	126	3643M	XPD
EM7045T	98	2,407	L1	166	3643M	XPM
EM7045T-I	105	2,407	SD	166	3728M	XPD
EM7045T-I-5	105	2,407	SD	166	3728M	XPD
EM7047T	98	2,500	L1	161	3728M	XPM
EM7047T-5	100	2,500	L1	161	3738M	XPM
EM7047T-I	105	2,325	SD	161	3738M	XPD
EM7047T-I-5	105	2,325	SD	161	3738M	XPD
EM7048T	98	3,396	L1	393	3738M	XPM
EM7048T-I	105	3,396	SD	389	954M	XPD
EM7053T	98	3,201	L1	341	954M	XPM
EM7053T-I	105	3,201	SD	352	93M	XPD
EM7053T-I-5	105	3,201	SD	352	934M	XPD
EM7054T	98	3,751	L1	371	934M	XPM
EM7054T-C	98	3,843	L1	371	944M	XPM
EM7054T-I	105	3,766	SD	373	944M	XPD
EM7054T-I-5	105	3,766	SD	374	944M	XPD
EM7056T	98	4,860	L1	393	944M	XPM
EM7056T-C	98	4,962	L1	393	952M	XPM
EM7056T-I	106	4,714	SD	399	952M	XPD
EM7056T-I-5	106	4,714	SD	397	952M	XPD
EM7057T	98	6,581	L1	431	952M	XPM
EM7057T-I	105	6,581	SD	529	142M	XPD
EM7058T	99	5,896	L1	537	142M	XPM
EM7058T-I	106	5,918	SD	538	15M	XPD
EM7058T-I-5	106	5,918	SD	559	15M	XPD
EM7059T	98	4,105	L1	359	15M	XPM
EM7059T-I	106	4,105	SD	419	936M	XPD
EM7059T-I-5	106	4,105	SD	419	95M	XPD
EM7060T	99	7,188	L1	554	95M	XPM
EM7060T-I	106	7,216	SD	579	152M	XPD
EM7060T-I-5	106	7,216	SD	573	156M	XPD
EM7062T	99	9,633	L1	713	156M	XPM
EM7062T-I	106	9,670	SD	751	1254M	XPD
EM7062T-I-5	106	9,670	SD	745	1254M	XPD
EM7063T	99	5,463	L1	517	1254M	XPM
EM7063T-I	106	5,463	SD	552	138M	XPD
EM7063T-I-5	106	5,463	SD	552	138M	XPD
EM7064T	99	11,182	L1	764	148M	XPM
EM7064T-I	106	11,249	SD	851	1272M	XPD
EM7064T-I-5	106	11,249	SD	841	1276M	XPD
EM7065T	98	4,083	L1	413	1276M	XPM
EM7065T-I	105	4,083	SD	411	956M	XPD
EM7066T	99	12,508	L1	972	956M	XPM
EM7066T-I	106	12,719	SD	1131	A3662M	XPD
EM7066T-I-5	106	12,719	SD	1115	A3662M	XPD
EM7067T	99	8,565	L1	631	A3662M	XPM
EM7067T-I	106	8,565	SD	684	124M	XPD
EM7067T-I-5	106	8,565	SD	684	1252M	XPD
EM7068T	99	15,134	L1	1156	1252M	XPM
EM7068T-I	106	13,240	SD	1155	A3668M	XPD
EM7068T-I-5	106	13,240	SD	1164	A3668M	XPD
EM7070T	98	2,793	L1	189	A3668M	XPM
EM7071T	98	1,186	L1	52	3752M	XPM
EM7071T-5	100	1,186	L1	52	3526M	XPM
EM7071T-I	105	1,408	SD	62	3526M	XPD

Catalog Number	Page Number	List Price	Mult Sym.	Ship Wgt ⁽¹⁾	Type Code	Prod Family Code
EM7071T-I-5	105	1,408	SD	62	3526M	XPD
EM7072T	98	1,745	L1	93	3526M	XPM
EM7072T-5	100	1,745	L1	85	363M	XPM
EM7072T-I	105	2,003	SD	111	363M	XPD
EM7072T-I-5	105	2,003	SD	119	3634M	XPD
EM7073T	98	2,289	L1	115	3634M	XPM
EM7074T	98	2,713	L1	175	3646M	XPM
EM7075T	98	1,404	L1	59	3729M	XPM
EM7079T	98	6,757	L1	494	3532M	XPM
EM7079T-I	106	6,757	SD	558	154M	XPD
EM7080T	99	9,321	L1	766	156M	XPM
EM7080T-I	106	9,321	SD	782	1264M	XPD
EM7081T	99	10,967	L1	745	1264M	XPM
EM7081T-I	106	10,967	SD	741	1252M	XPD
EM7081T-I-5	106	10,967	SD	741	1264M	XPD
EM7082T	99	8,449	L1	741	1264M	XPM
EM7082T-I	106	8,449	SD	762	126M	XPD
EM7083T	99	6,421	L1	528	126M	XPM
EM7083T-I	106	6,421	SD	565	142M	XPD
EM7083T-I-5	106	6,421	SD	565	146M	XPD
EM7084T	99	10,803	L1	915	146M	XPM
EM7084T-I	106	10,803	SD	1126	A3664M	XPD
EM7085T	99	12,193	L1	918	A3664M	XPM
EM7085T-I	106	12,193	SD	1113	A3664M	XPD
EM7086T-I	106	14,246	SD	1418	A472M	XPD
EM7087T-I	106	16,276	SD	1411	A472M	XPD
EM7088T-I	106	19,008	SD	1866	A472M	XPD
EM7089T-I-4	106	21,243	SD	2411	A472M	XPD
EM7090T	99	17,576	L1	1335	A472M	XPM
EM7090T-I	106	16,981	SD	1437	A472M	XPD
EM7090T-I-5	106	16,981	SD	1446	A472M	XPD
EM7114T	98	1,439	L1	78	A472M	XPM
EM7114T-C	98	1,444	L1	78	519M	XPM
EM7120T	98	2,167	L1	134	519M	XPM
EM7126T	98	1,995	L1	126	63M	XPM
EM7134T	98	1,461	L1	84	62M	XPM
EM7134T-C	98	1,478	L1	62	526M	XPM
EM7137T	98	1,499	L1	81	526M	XPM
EM7137T-C	98	1,519	L1	61	527M	XPM
EM7142T	98	1,597	L1	131	527M	XPM
EM7142T-C	98	1,643	L1	137	632M	XPM
EM7144T	98	1,896	L1	152	632M	XPM
EM7144T-C	98	1,981	L1	146	641M	XPM
EM7145T	98	2,698	L1	154	641M	XPM
EM7147T	98	2,404	L1	225	726M	XPM
EM7147T-C	98	2,477	L1	225	735M	XPM
EM7170T	98	3,308	L1	249	735M	XPM
EM7170T-C	98	3,442	L1	249	748M	XPM
EM7170T-I	105	3,138	SD	252	748M	XPD
EM7170T-I-5	105	3,138	SD	252	75M	XPD
EM7172T	98	2,339	L1	131	75M	XPM
EM7174T	98	2,831	L1	235	628M	XPM
EM7174T-I	105	2,831	SD	235	729M	XPD
EM7174T-I-5	105	2,831	SD	235	729M	XPD
EM7310T-I	106	11,779	SD	984	729M	XPD
EM7313T-I	106	13,254	SD	993	A3648M	XPD
EM74124T-4	99	20,539	L1	1911	A3652M	XPM
EM74124T-I-4	106	19,841	SD	1911	A4462M	XPD
EM74154T-4	99	22,954	L1	2455	A4462M	XPM
EM74154T-I-4	106	22,174	SD	2455	A4416M	XPD
EM74204T-4	99	32,808	L1	2993	A4416M	XPM
EM74204T-I-4	106	31,693	SD	2993	A44144M	XPD
EM74254T-4	99	39,370	L1	3127	A44144M	XPM
EM7536T-I	104	2,264	SD	225	A4416M	XPS
EM7540T-I	104	2,969	SD	217	735M	XPS
EM7542T-I	104	1,576	SD	143	748M	XPS
EM7544T-I	104	1,952	SD	161	632M	XPS
EM7547T-I	104	2,407	SD	225	641M	XPS
EM7548T-I	104	3,515	SD	321	735M	XPS
EM7554T-I	104	3,897	SD	375	954M	XPS
EM7556T-I	104	4,879	SD	413	944M	XPS
EM7558T-I	104	6,124	SD	526	A2556M	XPS
EM7559T-I	104	4,249	SD	394	146M	XPS
EM7560T-I	104	7,480	SD	499	A255M	XPS
EM7562T-I	104	10,008	SD	737	A2854M	XPS
EM7564T-I	104	11,644	SD	818	1256M	XPS
EM7565T-I	104	4,226	SD	395	A3268M	XPS

(1) Shipping weight is approximate.

Index

Catalog Number	Page Number	List Price	Mult Sym.	Ship Wgt ⁽¹⁾	Type Code	Prod Family Code
EM7566T-I	104	13,164	SD	1123	A2554M	XPS
EM7568T-I	104	13,703	SD	1172	A3662M	XPS
EM7572T-I	104	2,072	SD	156	A3668M	XPS
EM7574T-I	104	2,930	SD	212	64M	XPS
EM7585T-I	104	12,619	SD	1138	729M	XPS
EM7587T-I	104	16,847	SD	1368	A3664M	XPS
EM7590T-I	104	17,575	SD	1448	A464M	XPS
EM7596T-I	104	23,711	SD	2138	A472M	XPS
EM7599T-I	104	20,869	SD	1854	A4478M	XPS
EM7600T-I	104	21,217	SD	1881	A4462M	XPS
EM7670T-I	104	3,250	SD	249	A4462M	XPS
EMM08112-AP	188	567	M	10.5		
EMM08112-PP	186	567	M	42		
EMM08256-PP	186	450	M	31		
EMM08376-PP	186	496	M	35		
EMM08554-PP	186	461	M	44		
EMM08556-PP	186	567	M	46		
EMM08752-AP	188	517	M	9.5		
EMM08752-PP	186	517	M	40		
EMM08754-AP	188	539	M	13.5		
EMM08754-PP	186	539	M	49		
EMM09114-AP	188	616	M1	19		
EMM09114-PP	186	616	M1	73		
EMM09152-AP	188	672	M1	17		
EMM09152-PP	186	672	M1	68		
EMM09154-AP	188	724	M1	19		
EMM09154-PP	186	724	M1	75		
EMM09222-AP	188	846	M1	20		
EMM09222-PP	186	846	M1	77		
EMM09756-AP	188	678	M1	19		
EMM09756-PP	186	678	M1	75		
EMM10032-AP	188	1,003	M1	28		
EMM10032-PP	186	1,003	M1	110		
EMM10034-AP	188	1,054	M1	36		
EMM10034-PP	186	1,054	M1	108		
EMM10116-AP	188	835	M1	35		
EMM10116-PP	186	835	M1	104		
EMM10156-AP	188	955	M1	35		
EMM10224-AP	188	887	M1	36		
EMM10224-PP	186	887	M1	108		
EMM11042-AP	188	1,196	M1	38		
EMM11042-AP-50N	185	974	M1	77		
EMM11042-PP	186	1,196	M1	123		
EMM11044-AP	188	1,253	M1	44		
EMM11044-PP	186	1,253	M1	115		
EMM11156-PP	186	955	M1	117		
EMM11226-AP	188	1,198	M1	43		
EMM13036-AP	188	1,491	M1	66		
EMM13036-PP	186	1,491	M1	181		
EMM13046-AP	188	1,857	M1	67		
EMM13046-PP	186	1,857	M1	181		
EMM13226-PP	186	1,198	M1	179		
EMM13552-AP	188	1,558	M1	58		
EMM13552-AP-50N	185	1,271	M1	123		
EMM13552-PP	186	1,558	M1	170		
EMM13554-AP	188	1,605	M1	68		
EMM13554-AP-50N	185	1,308	M1	116		
EMM13554-PP	186	1,605	M1	179		
EMM13556-AP	188	2,296	M1	63		
EMM13556-PP	186	2,296	M1	174		
EMM13752-AP	188	1,941	M1	63		
EMM13752-AP-50N	185	1,582	M1	139		
EMM13752-PP	186	1,941	M1	170		
EMM13754-AP	188	2,027	M1	68		
EMM13754-AP-50N	185	1,652	M1	131		
EMM13754-PP	186	2,027	M1	179		
EMM16112-APN	185	2,604	M1	234		
EMM16112-PPN	185	2,915	M1	311		
EMM16114-APN	185	2,658	M1	277		
EMM16114-PPN	185	2,975	M1	382		
EMM16116-APN	185	4,954	M1	316		
EMM16152-APN	185	3,386	M1	271		
EMM16152-PPN	185	3,791	M1	375		
EMM16154-APN	185	3,450	M1	318		
EMM16154-PPN	185	3,861	M1	413		
EMM16182-APN	185	4,082	M1	413		
EMM16182-PPN	185	4,569	M1	413		

Catalog Number	Page Number	List Price	Mult Sym.	Ship Wgt ⁽¹⁾	Type Code	Prod Family Code
EMM16756-APN	185	2,823	M1	481		
EMM18156-APN	185	4,778	M1	385		
EMM18184-APN	185	3,892	M1	389		
EMM18184-PPN	185	4,357	M1	519		
EMM18222-APN	185	4,589	M1	387		
EMM18222-PPN	185	5,136	M1	516		
EMM18224-APN	185	4,683	M1	387		
EMM18224-PPN	185	5,242	M1	519		
EMM20186-APN	185	5,696	M1	481		
EMM20226-APN	185	6,709	M1	539		
EMM20302-PPN	185	6,412	M1	657		
EMM20304-PPN	185	6,659	M1	713		
EMM20372-PPN	185	8,430	M1	692		
EMM22374-PPN	185	8,112	M1	877		
EMM22452-PPN	185	10,132	M1	692		
EMM22454-PPN	185	9,777	M1	877		
EMM2333	193	2,388	L1	251		BIM
EMM2334	193	2,899	L1	313	944M	BIM
EMM25552-PPN	185	12,293	M1	997	96M	
EMM25554-PPN	185	11,796	M1	1149		
EMM28752-PP	185	14,475	M1	1466		
EMM28754-PP	185	14,014	M1	1466		
EMM28902-PP	185	17,215	M1	1598		
EMM28904-PP	185	16,264	M1	1598		
EMM3554	193	825	L1	44		BIM
EMM3558	193	842	K	45	3532M	BIM
EMM3559	193	948	L1	51	3528M	BIM
EMM3611	193	945	L1	71	3532M	BIM
EMM3613	193	960	L1	78	3631M	BIM
EMM3615	193	1,026	L1	91	3634M	BIM
EMM3709	193	1,449	L1	118	3642M	BIM
EMM3710	193	1,468	L1	131	3728M	BIM
EMM3711	193	1,518	L1	119	3738M	BIM
EMM3714	193	1,660	L1	165	3729M	BIM
EMVM08112C-AP	189	782	M	10.5		
EMVM08112C-PP	187	767	M	42		
EMVM08112D-AP	188	637	M	10.5		
EMVM08112D-PP	186	637	M	42		
EMVM08256C-PP	187	650	M	31		
EMVM08256D-PP	186	521	M	31		
EMVM08376C-PP	187	697	M	35		
EMVM08376D-PP	186	567	M	35		
EMVM08554C-PP	187	666	M	44		
EMVM08554D-PP	186	537	M	44		
EMVM08556C-PP	187	767	M	46		
EMVM08556D-PP	186	637	M	46		
EMVM08752C-AP	189	740	M	9.5		
EMVM08752C-PP	187	724	M	40		
EMVM08752D-AP	188	594	M	9.5		
EMVM08752D-PP	186	594	M	40		
EMVM08754C-AP	189	751	M	13.5		
EMVM08754C-PP	187	734	M	49		
EMVM08754D-AP	188	605	M	13.5		
EMVM08754D-PP	186	605	M	49		
EMVM09114C-AP	189	834	M1	19		
EMVM09114C-PP	187	822	M1	73		
EMVM09114D-AP	188	691	M1	19		
EMVM09114D-PP	186	691	M1	73		
EMVM09152C-AP	189	891	M1	17		
EMVM09152C-PP	187	881	M1	68		
EMVM09152D-AP	188	751	M1	17		
EMVM09152D-PP	186	751	M1	68		
EMVM09154C-AP	189	968	M1	19		
EMVM09154C-PP	187	960	M1	75		
EMVM09154D-AP	188	829	M1	19		
EMVM09154D-PP	186	829	M1	75		
EMVM09222C-AP	189	1,064	M1	20		
EMVM09222C-PP	187	1,059	M1	77		
EMVM09222D-AP	188	930	M1	20		
EMVM09222D-PP	187	930	M1	77		
EMVM09756C-AP	189	883	M1	19		
EMVM09756C-PP	187	873	M1	75		
EMVM09756D-AP	188	743	M1	19		
EMVM09756D-PP	186	743	M1	75		
EMVM10032C-AP	189	1,231	M1	28		
EMVM10032C-PP	187	1,233	M1	110		
EMVM10032D-AP	188	1,104	M1	28		

(1) Shipping weight is approximate.

Index

Catalog Number	Page Number	List Price	Mult Sym.	Ship Wgt ⁽¹⁾	Type Code	Prod Family Code
EMVM10032D-PP	187	1,104	M1	110		
EMVM10034C-AP	189	1,299	M1	36		
EMVM10034C-PP	187	1,304	M1	108		
EMVM10034D-AP	188	1,174	M1	36		
EMVM10034D-PP	187	1,174	M1	108		
EMVM10116C-AP	189	1,025	M1	35		
EMVM10116C-PP	187	1,020	M1	104		
EMVM10116D-AP	188	889	M1	35		
EMVM10116D-PP	186	889	M1	104		
EMVM10156C-AP	189	1,163	M1	35		
EMVM10156D-AP	188	1,032	M1	35		
EMVM10224C-AP	189	1,116	M1	36		
EMVM10224C-PP	187	1,115	M1	108		
EMVM10224D-AP	188	984	M1	36		
EMVM10224D-PP	187	984	M1	108		
EMVM11042C-AP	189	1,441	M1	38		
EMVM11042C-PP	187	1,508	M1	123		
EMVM11042D-AP	189	1,320	M1	38		
EMVM11042D-PP	187	1,320	M1	123		
EMVM11044C-AP	189	1,490	M1	44		
EMVM11044C-PP	187	1,558	M1	115		
EMVM11044D-AP	189	1,372	M1	44		
EMVM11044D-PP	187	1,372	M1	115		
EMVM11156C-PP	187	1,220	M1	117		
EMVM11156D-PP	186	1,032	M1	117		
EMVM11226C-AP	189	1,399	M1	43		
EMVM11226D-AP	188	1,277	M1	43		
EMVM13036C-AP	189	1,733	M1	66		
EMVM13036C-PP	187	1,790	M1	181		
EMVM13036D-AP	188	1,602	M1	66		
EMVM13036D-PP	187	1,602	M1	181		
EMVM13046C-AP	189	2,068	M1	67		
EMVM13046C-PP	187	1,949	M1	181		
EMVM13046D-AP	189	1,949	M1	67		
EMVM13046D-PP	187	1,949	M1	181		
EMVM13226C-PP	187	1,463	M1	179		
EMVM13226D-PP	187	1,277	M1	179		
EMVM13552C-AP	189	1,846	M1	58		
EMVM13552C-PP	187	1,906	M1	170		
EMVM13552D-AP	189	1,718	M1	58		
EMVM13552D-PP	187	1,718	M1	170		
EMVM13554C-AP	189	1,880	M1	68		
EMVM13554C-PP	187	1,941	M1	179		
EMVM13554D-AP	189	1,754	M1	68		
EMVM13554D-PP	187	1,754	M1	179		
EMVM13556C-AP	189	2,473	M1	63		
EMVM13556C-PP	187	2,556	M1	174		
EMVM13556D-AP	189	2,370	M1	63		
EMVM13556D-PP	187	2,370	M1	174		
EMVM13752C-AP	189	2,201	M1	63		
EMVM13752C-PP	187	2,274	M1	170		
EMVM13752D-AP	189	2,088	M1	63		
EMVM13752D-PP	187	2,088	M1	170		
EMVM13754C-AP	189	2,322	M1	68		
EMVM13754C-PP	187	2,399	M1	179		
EMVM13754D-AP	189	2,212	M1	68		
EMVM13754D-AP-50N	191	1,804	M1	131		
EMVM13754D-PP	187	2,212	M1	179		
EMVM16114D-APN	191	2,876	M1	293		
EMVM16114D-PPN	191	3,221	M1	392		
EMVM16154D-APN	191	3,671	M1	322		
EMVM16154D-PPN	191	4,109	M1	421		
EMVM18184D-APN	191	4,209	M1	413		
EMVM18184D-PPN	191	4,711	M1	531		
EMVM18224D-APN	191	4,999	M1	413		
EMVM18224D-PPN	191	5,597	M1	529		
EMVM20304D-APN	191	6,393	M1	562		
EMVM20304D-PPN	191	7,156	M1	721		
EMVM22374D-APN	191	7,721	M1	714		
EMVM22374D-PPN	191	8,643	M1	897		
EMVM22454D-APN	191	9,240	M1	714		
EMVM22454D-PPN	191	10,344	M1	897		
EMVM25554D-APN	191	11,075	M1	918		
EMVM25554D-PPN	191	12,434	M1	1189		
EMVM28754D-PP	191	16,397	M1	1466		
EMVM28904D-PP	191	18,876	M1	1598		
EMVM3545D	194	825	K	27		BIM

Catalog Number	Page Number	List Price	Mult Sym.	Ship Wgt ⁽¹⁾	Type Code	Prod Family Code
EMVM3546C	195	835	K	38	342M	BIM
EMVM3546D	194	851	K	38	3519M	BIM
EMVM3550D	194	863	L1	38	3519M	BIM
EMVM3554D	194	863	L1	46	352M	BIM
EMVM3555D	194	935	L1	41	3526M	BIM
EMVM3558C	195	890	L1	51	3526M	BIM
EMVM3558D	194	910	L1	48	3528M	BIM
EMVM3559C	195	994	L1	58	3528M	BIM
EMVM3559D	194	1,013	L1	57	3532M	BIM
EMVM3611C	195	1,070	L1	78	3532M	BIM
EMVM3611D	194	1,087	L1	81	3631M	BIM
EMVM3613C	195	1,310	L1	81	3631M	BIM
EMVM3613D	194	1,326	L1	81	3634M	BIM
EMVM3615C	195	1,221	L1	93	3634M	BIM
EMVM3615D	194	1,240	L1	93	3642M	BIM
EMVM3709D	194	1,814	L1	116	3642M	BIM
EMVM3710D	194	1,679	L1	151	3646M	BIM
EMVM3711D	194	2,200	L1	118	3738M	BIM
EMVM3714D	194	2,062	L1	165	3729M	BIM
ENC00NV	232	1,932	K	44		
ENC00NV-A2	213	1,442	E8	1		
ENC00NV-B1	213	1,442	E8	2		
ENC00NV-D1	213	1,622	A8	4		
ENC00NV-D2	213	2,158	E8	4		
ENC01BC-B1	213	1,442	E8	3		
ENC01BC-D1	213	1,622	A8	6		
ENC01BC-D2	213	2,158	E8	4		
ENC01NV-A2	213	1,442	E8	1		
ENC01NV-B2	213	1,442	E8	2		
ENC01NV-D1	213	1,622	A8	5		
ENC01NV-D2	213	2,158	E8	4		
ENC02BC-A2	213	1,442	E8	1		
ENC02BC-B2	213	1,631	E8	2		
ENC02BC-D1	213	1,622	A8	8		
ENC02BC-D2	213	1,622	E8	4		
ENCP3581T-4	41	1,087	SD	56		SDM
ENCP83580T-4	48	994	SD	56	524M	SD8
ENCP83581T-4	48	1,087	SD	61	52M	SD8
ENM3546	19	738	K	39	524M	GE3
ENM3546T	19	738	L1	39	3524M	GE3
ENM3547	19	820	L1	51	3524M	GE3
EPCL1322M	170	983	K	66	3546LC	DP3
ERHM3162TA	153	1,138	L1	61	3533M	HV3
ERL1313A	152	689	K	52	354M	HV1
ERL1319A	152	774	K	59	3532LC	HV1
ERL1319A277	152	774	K	59	354LC	HV1
ERM3003	152	437	K	21	354LC	HV3
ERM3007	152	455	K	24	3413M	HV3
ERM3009	152	480	K	24	3416M	HV3
ERM3010	152	489	K	31	3416M	HV3
ERM3104	152	455	K	24	3424M	HV3
ERM3108	152	489	K	31	3416M	HV3
ERM3111	152	485	K	24	3424M	HV3
ERM3112	152	539	K	38	3416M	HV3
ERM3115	152	512	K	27	3516M	HV3
ERM3116	152	562	K	37	342M	HV3
ERM3120	152	543	K	34	352M	HV3
ERM3154	152	580	K	41	3518M	HV3
ERM3155	152	630	K	43	3526M	HV3
ERM3157	152	608	K	43	3524M	HV3
ERM3158TA	153	797	L1	48	3525M	HV3
EWCM3212T	127	1,027	L1	63	353M	PC3
EWCM3219T	127	1,492	L1	77	3623M	PC3
EWCM3312T	127	1,739	L1	121	3632M	PC3
EWCM3314T	127	2,344	L1	131	3728M	PC3
EWCM3709T	124	1,764	L1	96	3734M	PC3
EWCM3710T	124	1,625	L1	129	3646M	PC3
EWCM3711T	124	1,784	L1	118	3738M	PC3
EWCM3713T	124	2,394	L1	169	3729M	PC3
EWCM3714T	124	1,796	L1	187	3752M	PC3
EWDM23933T	78	4,997	WD	248	3756M	WDW
EWDM23934T	78	5,823	WD	269	3942M	WDW
EWDM3546	78	905	WD	39	3952M	WDW
EWDM3546T	78	927	WD	39	3524M	WDW
EWDM3554T	78	1,019	WD	49	3524M	WDW
EWDM3558T	78	1,196	WD	46	3533M	WDW
EWDM3611T	78	1,493	WD	73	3528M	WDW

(1) Shipping weight is approximate.

Index

Catalog Number	Page Number	List Price	Mult Sym.	Ship Wgt ⁽¹⁾	Type Code	Prod Family Code
EWDM3615T	78	1,699	WD	91	3631M	WDW
EWDM3710T	78	2,127	WD	151	3642M	WDW
EWDM3714T	78	2,317	WD	165	3738M	WDW
FCD34	245	94	A8	1		
FCD35	245	25	A8	1		
FCD35M	245	94	A8	2		
FCD36	245	115	A8	2		
FCD37	245	139	A8	3		
FCD39	245	186	A8	3		
FCD40	245	199	A8	12		
FCD42	245	213	A8	5		
FDAOL3504A	158	485	K	32		FD1
FDAOL3507A	158	530	K	35		FD1
FDAOL3521A	158	575	K	39		FD1
FDAOL3532A	158	677	K	50		FD1
FDEM2333T	156	2,464	L1	271		FD3
FDEM2334T	156	2,978	L1	311	944M	FD3
FDEM2394T	156	2,688	L1	254	952M	FD3
FDEM3546	156	755	K	38	93M	FD3
FDEM3546T	156	765	L1	38	3519M	FD3
FDEM3554	156	772	K	41	3519M	FD3
FDEM3554T	156	787	L1	41	3526M	FD3
FDEM3558	156	791	K	45	3526M	FD3
FDEM3558T	156	815	L1	45	3528M	FD3
FDEM3610T	156	936	L1	64	3528M	FD3
FDEM3611T	156	903	L1	71	354M	FD3
FDEM3613T	156	1,048	L1	74	3631M	FD3
FDEM3615T	156	986	L1	93	363M	FD3
FDEM3709T	156	1,565	L1	121	3642M	FD3
FDEM3710T	156	1,419	L1	127	3728M	FD3
FDEM3711T	156	1,586	L1	118	3738M	FD3
FDEM3714T	156	1,599	L1	165	3729M	FD3
FDEM4103T	156	3,893	L1	381	3752M	FD3
FDEM4104T	156	4,608	L1	425	146M	FD3
FDEM4106T	156	2,947	L1	271	156M	FD3
FDEM4107T	156	3,842	L1	323	936M	FD3
FDEM4108T	156	4,555	L1	323	946M	FD3
FDEM4109T	156	6,276	L1	528	95M	FD3
FDEM4110T	156	6,062	L1	567	124M	FD3
FDEM4114T	156	6,856	L1	575	1254M	FD3
FDEM4115T	156	6,614	L1	611	1252M	FD3
FDEM4314T	156	9,497	L1	911	1272M	FD3
FDEM4316T	156	11,072	L1	977	A3662M	FD3
FDEM4400T	156	13,784	L1	1326	A3668M	FD3
FDL1177T	157	4,594	L1	322		FD1
FDL3501M	157	453	K	23	A464M	FD1
FDL3504M	157	529	K	28	3414L	FD1
FDL3507M	157	621	K	37	3421L	FD1
FDL3510M	157	703	K	41	3432LC	FD1
FDL3510TM	157	703	L1	41	3524L	FD1
FDL3514M	157	791	K	49	3524L	FD1
FDL3514TM	157	793	L1	51	3532LC	FD1
FDL3516TM	157	1,119	K	51	3532LC	FD1
FDL3610M	157	1,537	L1	91	3535LC	FD1
FDL3610TM	157	1,500	L1	91	364LC	FD1
FDL3611M	157	1,295	L1	76	364LC	FD1
FDL3611TM	157	1,262	L1	77	3634L	FD1
FDL3612TM	157	1,574	L1	111	3634L	FD1
FDL3619TM	157	1,208	L1	82	3646LC	FD1
FDL3712TM	157	2,252	L1	161	3634LC	FD1
FDL3731M	157	1,934	L1	126	375LC	FD1
FDL3732M	157	2,226	L1	147	373LC	FD1
FDL3733TM	157	2,049	L1	146	374LC	FD1
FDL3737TM	157	2,397	L1	169	374LC	FD1
FDL3912T	157	3,475	L1	290		FD1
FDM3538	156	530	K	24		FD3
FDM3542	156	567	K	27		FD3
FFC05	246	149	A8	6		
FFC07WB	246	236	A8	19		
FFC09	246	221	A8	21		
FFC09	246	221	A8	15		
FFC09WB	246	324	A8	28		
FFC18	246	289	A8	91		
FFC19	246	352	A8	121		
FLT3210-250	231	791	A8	2		
FLT4280	231	791	A8	9		
FLT6320-400	231	791	A8	14		

Catalog Number	Page Number	List Price	Mult Sym.	Ship Wgt ⁽¹⁾	Type Code	Prod Family Code
FLT8500	231	965	A8	9		
FM3311T-8	39	866	L1	96		GO3
FPM2513T	115	1,967	FP	213		PF3
FPM2514T	115	2,051	FP	145		PF3
FPM2515T	115	2,113	FP	225		PF3
FPM2516T	115	2,293	FP	211		PF3
FPM2516T-2/4	115	2,293	FP	211		PF3
FPM2531TS	115	2,548	FP	236		PF3
FPM2531TS-2/4	115	2,548	FP	236		PF3
FPM2534T	115	2,647	FP	235		PF3
FPM2534T-2/4	115	2,647	FP	235		PF3
FPM2535TS	115	3,162	FP	341		PF3
FPM2535TS-2/4	115	3,162	FP	341		PF3
FPM2538T	115	3,363	FP	263		PF3
FPM2538T-2/4	115	3,363	FP	263		PF3
FPM2539TS	115	3,515	FP	375		PF3
FPM2539TS-2/4	115	3,515	FP	375		PF3
FPM2542T	115	3,835	FP	331		PF3
FPM2542T-2/4	115	3,835	FP	331		PF3
FPM2543TS	115	3,882	FP	385		PF3
FPM2543TS-2/4	115	3,882	FP	385		PF3
FPM2546T	115	4,677	FP	385		PF3
FPM2546T-2/4	115	4,677	FP	385		PF3
FPM2547TS	115	4,976	FP	481		PF3
FPM2547TS-2/4	115	4,976	FP	481		PF3
FPM2549T	115	6,378	FP	485		PF3
FPM2549T-2/4	115	6,378	FP	485		PF3
FPM2550T	115	6,922	FP	523		PF3
FPM2550T-2/4	115	6,922	FP	523		PF3
FPM2551TS	115	5,598	FP	571		PF3
FPM2551TS-2/4	115	5,598	FP	571		PF3
FPM2554T-4	115	9,635	FP	661		PF3
FPM2555TS	115	8,407	FP	597		PF3
FPM2555TS-2/4	115	8,407	FP	597		PF3
FPM2556T-4	115	11,830	FP	925		PF3
FPM2558TS-4	115	11,560	FP	1579		PF3
FPM2559TS-4	115	9,919	FP	591		PF3
FPM2562T-4	115	15,174	FP	1449		PF3
FPM2563TS-4	115	14,220	FP	1718		PF3
FPM2565T-4	115	15,975	FP	1737		PF3
FPM2566TS-4	115	16,184	FP	1844		PF3
FPM2568T-4	115	23,699	FP	1697		PF3
FPM3312T	115	1,322	FP	121		PF3
FPM3313T	115	1,488	FP	115		PF3
FPM3314T	115	1,720	FP	131		PF3
FSWDM23933T-E	75	6,815	FS	283		WDF
FSWDM23934T-E	75	7,812	FS	287		WDF
FSWDM3538-E	75	1,613	FS	35		WDF
FSWDM3542-E	75	1,669	FS	37		WDF
FSWDM3546-E	75	1,745	FS	41		WDF
FSWDM3546T-E	75	1,759	FS	41		WDF
FSWDM3554T-E	75	1,840	FS	45		WDF
FSWDM3558T-E	75	2,204	FS	48		WDF
FSWDM3611T-E	75	2,625	FS	86		WDF
FSWDM3615T-E	75	2,804	FS	101		WDF
FSWDM3710T-E	75	3,553	FS	136		WDF
FSWDM3714T-E	75	4,199	FS	187		WDF
FSWDM41903T	75	10,001	FS	378		WDF
FSWDM41904T	75	11,522	FS	395		WDF
FVB3180	231	1,491	A8	18		
FVB3210	231	1,491	A8	25		
FVB3250	231	1,491	A8	19		
FVB4280	231	1,823	A8	44		
FVB6320	231	2,123	A8	46		
FVB6400	231	2,323	A8	59		
FVB8500	231	2,750	A8	93		
FVB95010	231	4,238	A8	171		
GA10	256	94	A8	1		
GA11	256	99	A8	2		
GA13	256	53	A8	2		
GA14	256	369	A8	64		
GA14R	255	369	A8	64		
GA16	256	489	A8	62		
GA16E	256	319	A8	36		
GA16R	255	536	A8	62		
GA16RE	255	319	A8	36		
GA20	256	803	A8	119		

(1) Shipping weight is approximate.

Index

Catalog Number	Page Number	List Price	Mult Sym.	Ship Wgt ⁽¹⁾	Type Code	Prod Family Code
GA20E	256	369	A8	54		
GA20RE	255	369	A8	54		
GA24	256	60	A8	1		
GA25	256	59	A8	9		
GA3	256	162	A8	7		
GA4	256	187	A8	6		
GA7	253	143	A8	1		
GA8	253	525	A8	1		
GA9	256	206	A8	5		
GA9-1	256	114	A8	3		
GA9R	255	206	A8	5		
GA9S	256	229	A8	6		
GA9SR	255	229	A8	5		
GDL1605T	159	1,623	L1	97		FD1
GDL1607T	159	2,135	L1	142	3646LC	FD1
GDL1610T	159	2,470	L1	161	3744LC	FD1
GDL1615T	159	3,675	L1	271	3748LC	FD1
GDL2333T	159	4,594	L1	311	3956LC	FD1
GDL3665T	159	2,029	L1	111	956LC	FD1
GDL3770T	159	2,669	L1	198	64LC	FD1
GDL3774T	159	3,087	L1	211	743LC	FD1
GDM2333T	159	2,868	L1	231	748LC	FD3
GDM2334T	159	3,067	L1	245	748M	FD3
GDM2513T	159	1,900	L1	156	76M	FD3
GDM2515T	159	2,502	L1	187	3748M	FD3
GDM2531T	159	3,074	L1	245	3766M	FD3
GDM2535T	159	3,575	L1	281	3942M	FD3
GDM3218T	159	898	L1	68	3952M	FD3
GDM3311T	159	1,274	L1	92	363M	FD3
GDM3313T	159	1,544	L1	116	3644M	FD3
GDM3615T	159	1,082	L1	81	3733M	FD3
GDM3710T	159	1,356	L1	117	3634M	FD3
GDM3714T	159	2,164	L1	131	3731M	FD3
GDM4103T	159	4,358	L1	345	374M	FD3
GDM4104T	159	5,137	L1	366	956M	FD3
GDM4110T	159	6,855	L1	497	964M	FD3
GDM4115T	159	7,096	L1	552	164M	FD3
GSL3509M	162	776	K	41		FD1
HA5027A03	245	7	A8			
HA5027A03	245	7	A8	1		
HIC264A	165	360	K	21		FD1
HIC274A	165	360	K	21	3414C	FD1
IDBRPM18154C	201	4,658	E2	181		RP
IDBRPM18204C	201	5,132	E2	219		RP
IDBRPM21254C	201	5,974	E2	291		RP
IDBRPM21304C	201	5,974	E2	291		RP
IDBRPM21404	201	6,601	E2	355		RP
IDBRPM225504	201	7,361	E2	475		RP
IDBRPM225604	201	10,865	E2	541		RP
IDBRPM225754	201	12,977	E2	615		RP
IDBRPM2281004R1	201	14,687	E2	815		RP
IDBRPM2281254	202	15,542	E2	891		RP
IDBRPM321504R1	202	29,124	E2	1311		RP
IDBRPM362004R1	202	30,155	E2	1951		RP
IDBRPM362504R1	202	32,217	E2	2111		RP
IDBRPM403004R1	202	40,338	E2	2621		RP
IDBRPM444004	202	66,499	E2	3941		RP
IDBRPM445004	202	76,882	E2	4261		RP
IDBRPM446004	202	77,444	E2	4915		RP
IDCRPM18104	201	5,708	E2	158		RP
IDCRPM18154	201	7,109	E2	180		RP
IDCRPM18204	201	7,109	E2	194		RP
IDCRPM21254	201	7,678	E2	270		RP
IDCRPM21304	201	8,081	E2	290		RP
IDCRPM25404	201	8,790	E2	410		RP
IDCRPM25504	201	12,000	E2	475		RP
IDCRPM281004	201	22,782	E2	880		RP
IDCRPM281254	202	27,226	E2	880		RP
IDCRPM28604	201	15,014	E2	635		RP
IDCRPM28754	201	17,397	E2	720		RP
IDCSWDM3538	94	1,551	WD	31		WDP
IDCSWDM3542	94	1,756	WD	32		WDP
IDCSWDM3546	94	1,823	WD	41		WDP
IDCSWDM3546T	94	1,823	WD	42		WDP
IDCSWDM3554	94	1,950	WD	51		WDP
IDCSWDM3554T	94	1,950	WD	49		WDP
IDCSWDM3558	94	2,083	WD	44		WDP

Catalog Number	Page Number	List Price	Mult Sym.	Ship Wgt ⁽¹⁾	Type Code	Prod Family Code
IDCSWDM3558T	94	2,083	WD	48		WDP
IDCSWDM3611T	94	2,284	WD	85		WDP
IDCSWDM3615T	94	2,658	WD	99		WDP
IDCSWDM3710T	94	4,024	WD	136		WDP
IDCSWDM3714T	94	4,601	WD	187		WDP
IDDRPM18254C	201	5,401	E2	211		RP
IDDRPM18304C	201	5,620	E2	231		RP
IDDRPM21404	201	6,547	E2	315		RP
IDDRPM21504	201	8,813	E2	345		RP
IDDRPM21604	201	8,813	E2	345		RP
IDDRPM251004	201	12,832	E2	545		RP
IDDRPM251254	202	17,004	E2	615		RP
IDDRPM25506	201	10,583	E2	481		RP
IDDRPM25606	201	12,832	E2	545		RP
IDDRPM25754	201	10,583	E2	481		RP
IDDRPM25756	201	17,004	E2	615		RP
IDDRPM281006	201	18,985	E2	771		RP
IDDRPM281256	202	24,751	E2	931		RP
IDDRPM281504	202	18,985	E2	771		RP
IDDRPM282004	202	24,751	E2	931		RP
IDDRPM321506R1	202	29,124	E2	1185		RP
IDDRPM322006R1	202	33,915	E2	1325		RP
IDDRPM322504R1	202	29,124	E2	1185		RP
IDDRPM323004R1	202	33,915	E2	1325		RP
IDDRPM362506R1	202	36,923	E2	1681		RP
IDDRPM363006R1	202	42,946	E2	2111		RP
IDDRPM363504R1	202	36,923	E2	1681		RP
IDDRPM364004R1	202	42,947	E2	2111		RP
IDDRPM404006R1	202	56,693	E2	2531		RP
IDDRPM405004R1	202	49,818	E2	2261		RP
IDDRPM406004R1	202	56,693	E2	2531		RP
IDDRPM407004R1	202	72,570	E2	3181		RP
IDDRPM4410004R1	202	108,101	E2	3515		RP
IDDRPM445006R1	202	108,101	E2	3515		RP
IDFRPM18104C	201	4,757	E2	179		RP
IDFRPM21154C	201	5,924	E2	291		RP
IDFRPM21204C	201	5,924	E2	291		RP
IDFRPM21254C	201	6,398	E2	355		RP
IDFRPM25304C	201	6,734	E2	475		RP
IDFRPM25404	201	7,325	E2	615		RP
IDFRPM28504	201	12,511	E2	721		RP
IDFRPM28604	201	12,511	E2	795		RP
IDFRPM28754	201	14,947	E2	881		RP
IDM2276T	208	5,586	E2	332		VS
IDM2332T	208	6,825	E2	352	954M	VS
IDM2333T	208	3,838	E2	318	96M	VS
IDM2333T-5	208	3,838	E2	318	944M	VS
IDM2334T	208	4,099	E2	333	942M	VS
IDM2334T-5	208	4,099	E2	333	952M	VS
IDM3581T	207	1,789	E2	65	952M	VS
IDM3581T-5	207	1,789	E2	65	524M	VS
IDM3582T	207	2,101	E2	68	519M	VS
IDM3584T	207	1,892	E2	71	528M	VS
IDM3584T-5	207	1,892	E2	71	53M	VS
IDM3587T	207	2,023	E2	72	53M	VS
IDM3587T-5	207	2,023	E2	73	533M	VS
IDM3661T	207	2,509	E2	111	535M	VS
IDM3661T-5	207	2,509	E2	112	632M	VS
IDM3664T	207	2,427	E2	124	632M	VS
IDM3665T	207	2,734	E2	124	642M	VS
IDM3665T-5	207	2,734	E2	124	64M	VS
IDM3667T	207	2,507	E2	117	64M	VS
IDM3764T	207	3,174	E2	187	63M	VS
IDM3768T	207	3,885	E2	226	737M	VS
IDM3770T	208	3,296	E2	171	748M	VS
IDM3770T-5	208	3,296	E2	171	735M	VS
IDM3774T	208	3,531	E2	231	735M	VS
IDM3774T-5	208	3,531	E2	231	748M	VS
IDM4100T	208	8,091	E2	451	748M	VS
IDM4102T	208	9,109	E2	455	156M	VS
IDM4103T	208	5,055	E2	417	162M	VS
IDM4104T	208	5,798	E2	464	146M	VS
IDM4110T	208	7,840	E2	615	156M	VS
IDM4111T	208	10,381	E2	557	1256M	VS
IDM4115T	208	8,799	E2	622	126M	VS
IDM4117T	208	11,554	E2	628	1262M	VS
IDNM2237T	208	3,163	E2	242	1264M	VS

(1) Shipping weight is approximate.

Index

Catalog Number	Page Number	List Price	Mult Sym.	Ship Wgt ⁽¹⁾	Type Code	Prod Family Code
IDNM2238T	208	3,627	E2	286	932M	VS
IDNM2333T	208	4,362	E2	286	948M	VS
IDNM2334T	208	4,710	E2	416	948M	VS
IDNM3534	207	510	E2	33	156M	VS
IDNM3538	207	596	E2	31	3513M	VS
IDNM3542	207	664	E2	33	3512M	VS
IDNM3581T	207	1,354	E2	58	3514M	VS
IDNM3584T	207	1,495	E2	58	524M	VS
IDNM3587T	207	1,561	E2	67	524M	VS
IDNM3661T	207	2,046	E2	118	535M	VS
IDNM3665T	207	2,281	E2	116	632M	VS
IDNM3669T	207	1,812	E2	94	64M	VS
IDNM3767T	207	2,543	E2	171	628M	VS
IDNM3770T	208	2,640	E2	196	735M	VS
IDNRP18054C	201	3,776	E2	143	748M	RP
IDNRP18074C	201	4,341	E2	194		RP
IDNRP21104C	201	5,140	E2	281		RP
IDVSM2333T	208	3,901	E2	291		VS
IDVSM2334T	208	4,229	E2	321	944M	VS
IDVSM3661T	207	1,724	E2	115	952M	VS
IDVSM3665T	207	1,999	E2	121	632M	VS
IDVSM3770T	208	2,572	E2	181	641M	VS
IDVSM3774T	208	3,353	E2	231	735M	VS
IDVSM4103T	208	5,370	E2	446	748M	VS
IDVSM4104T	208	5,867	E2	457	156M	VS
IDVSM4110T	208	6,768	E2	619	16M	VS
IDVSM4115T	208	8,272	E2	671	1264M	VS
IDVSM4314T	208	10,246	E2	869	1272M	VS
IDVSM4316T	208	12,833	E2	873	A3662M	VS
IDVSM4400T-4	208	16,585	E2	1218	A3668M	VS
IDVSM4406T-4	208	24,569	E2	1789	A464M	VS
IDVSM4407T-4	208	29,111	E2	2189	A4478M	VS
IDVSM4408T-4	208	41,144	E2	2511	A4416M	VS
IDVSM4410T-4	208	20,587	E2	1637	A44128M	VS
IDVSM44304T-4	208	41,144	E2	2816	A4462M	VS
IDVSNM2237T	208	2,644	E2	212	A4416M	VS
IDVSNM2238T	208	3,627	E2	315	748M	VS
IDVSNM2333T	208	4,362	E2	284	948M	VS
IDVSNM3534	207	510	E2	32	948M	VS
IDVSNM3538	207	596	E2	35	3513M	VS
IDVSNM3542	207	664	E2	36	3516M	VS
IDVSNM3546	207	1,079	E2	45	3517M	VS
IDVSNM3581T	207	1,354	E2	58	3525M	VS
IDVSNM3581T-5	207	1,354	E2	58	524M	VS
IDVSNM3582T	207	2,097	E2	61	524M	VS
IDVSNM3584T	207	1,495	E2	64	528M	VS
IDVSNM3584T-5	207	1,495	E2	64	532M	VS
IDVSNM3587T	207	1,561	E2	63	532M	VS
IDVSNM3587T-5	207	1,561	E2	62	535M	VS
IDVSNM3661T	207	2,046	E2	111	535M	VS
IDVSNM3665T	207	2,281	E2	124	635M	VS
IDVSWDM3538	94	1,538	WD	32	643M	WDP
IDVSWDM3542	94	1,748	WD	35	3516M	WDP
IDVSWDM3546	94	1,814	WD	41	3519M	WDP
IDVSWDM3546T	94	1,814	WD	41	3524M	WDP
IDVSWDM3554	94	1,940	WD	51	3524M	WDP
IDVSWDM3554T	94	1,940	WD	51	3533M	WDP
IDVSWDM3558	94	2,066	WD	45	3533M	WDP
IDVSWDM3558T	94	2,066	WD	46	3528M	WDP
IDVSWDM3611T	94	2,172	WD	81	3528M	WDP
IDVSWDM3615T	94	2,532	WD	97	3635M	WDP
IDWNM22937T	95	4,132	WD	241	3646M	WDW
IDWNM22938T	95	4,208	WD	287	394M	WDW
IDWNM3546T	95	1,551	WD	41	3956M	WDW
IDWNM3554T	95	1,708	WD	52	3524M	WDW
IDWNM3609T	95	2,014	WD	69	3533M	WDW
IDWNM3611T	95	2,050	WD	91	3628M	WDW
IDWNM3707T	95	2,320	WD	122	364M	WDW
IDXCM7026T-C	113	1,829	L1	127		XPV
IDXCM7036T-C	113	2,570	L1	225		XPV
IDXCM7048T-C	113	4,134	L1	374		XPV
IDXCM7053T-C	113	4,244	L1	349		XPV
IDXCM7057T-C	113	7,687	L1	439		XPV
IDXCM7059T-C	113	5,456	L1	390		XPV
IDXCM7063T-C	113	7,357	L1	429		XPV
IDXCM7065T-C	113	4,845	L1	410		XPV
IDXCM7067T-C	113	11,641	L1	745		XPV

Catalog Number	Page Number	List Price	Mult Sym.	Ship Wgt ⁽¹⁾	Type Code	Prod Family Code
IDXCM7072T-C	113	2,179	L1	145		XPV
IDXCM7073T-C	113	2,735	L1	216		XPV
IDXCM7074T-C	113	3,623	L1	212		XPV
IDXCM7079T-C	113	7,981	L1	444		XPV
IDXCM7080T-C	113	11,151	L1	766		XPV
IDXCM7081T-C	113	13,120	L1	766		XPV
IDXCM7082T-C	113	10,098	L1	741		XPV
IDXCM7083T-C	113	8,759	L1	450		XPV
IDXCM7084T-C	113	13,432	L1	908		XPV
IDXCM7085T-C	113	15,304	L1	982		XPV
IDXCM7086T-C	113	19,055	L1	1322		XPV
IDXCM7087T-C	113	19,661	L1	1322		XPV
IDXCM7310T-C	113	15,270	L1	999		XPV
IDXCM7313T-C	113	15,858	L1	1005		XPV
IDXCM7542T-C	113	1,892	L1	175	3732M	XPV
IDXCM7544T-C	113	2,217	L1	225	632M	XPV
IDXCM7547T-C	113	2,809	L1	251	728M	XPV
IDXCM7554T-C	113	4,359	L1	351	728M	XPV
IDXCM7556T-C	113	5,557	L1	411	735M	XPV
IDXCM7558T-C	113	7,558	L1	451	948M	XPV
IDXCM7560T-C	113	8,918	L1	511	146M	XPV
IDXCM7562T-C	113	11,963	L1	825	125M	XPV
IDXCM7564T-C	113	13,615	L1	911	1248M	XPV
IDXCM7566T-C	113	15,841	L1	911	A3662M	XPV
IDXCM7568T-C	113	16,300	L1	965	A3662M	XPV
IDXCM7570T-C	113	3,760	L1	311	A367M	XPV
IDXM7002	111	1,190	L1	43	932M	XPV
IDXM7006	111	1,223	L1	39	3513M	XPV
IDXM7010	111	1,250	L1	43	3513M	XPV
IDXM7014T	111	1,392	L1	52	3517M	XPV
IDXM7026T-C	112	1,514	L1	127		XPV
IDXM7034T	111	1,442	L1	61	3519M	XPV
IDXM7036T-C	112	2,229	L1	225		XPV
IDXM7037T-C	111	1,577	L1	63	3526M	XPV
IDXM7048T-C	112	3,621	L1	374		XPV
IDXM7053T-C	112	3,731	L1	349		XPV
IDXM7054T	111	4,026	L1	373	3535M	XPV
IDXM7056T	111	5,224	L1	418	944M	XPV
IDXM7057T-C	112	6,829	L1	478		XPV
IDXM7059T-C	112	4,943	L1	390		XPV
IDXM7063T-C	112	6,499	L1	330		XPV
IDXM7065T-C	112	4,332	L1	410		XPV
IDXM7067T-C	112	10,401	L1	745		XPV
IDXM7072T-C	112	1,864	L1	145		XPV
IDXM7073T-C	112	2,394	L1	216		XPV
IDXM7074T-C	112	3,282	L1	212		XPV
IDXM7079T-C	112	7,123	L1	494		XPV
IDXM7080T-C	112	9,911	L1	650		XPV
IDXM7081T-C	112	11,880	L1	654		XPV
IDXM7082T-C	112	8,858	L1	619		XPV
IDXM7083T-C	112	7,901	L1	530		XPV
IDXM7084T-C	112	11,857	L1	908		XPV
IDXM7085T-C	112	13,729	L1	982		XPV
IDXM7086T-C	112	16,964	L1	1322		XPV
IDXM7087T-C	112	17,570	L1	1322		XPV
IDXM7142T	111	1,715	L1	145	A464M	XPV
IDXM7144T	111	2,040	L1	161	632M	XPV
IDXM7147T	111	2,565	L1	227	64M	XPV
IDXM7170T	111	3,516	L1	231	735M	XPV
IDXM7310T-C	112	13,695	L1	999		XPV
IDXM7313T-C	112	14,283	L1	1005		XPV
IDXM7542T	111	1,799	L1	146	748M	XPV
IDXM7542T-C	112	1,577	L1	175	632M	XPV
IDXM7544T	111	2,621	L1	212	632M	XPV
IDXM7544T-C	112	1,902	L1	225	728M	XPV
IDXM7547T	111	3,685	L1	226	728M	XPV
IDXM7547T-C	112	2,468	L1	251	735M	XPV
IDXM7554T	111	5,348	L1	392	735M	XPV
IDXM7554T-C	112	3,846	L1	351	948M	XPV
IDXM7556T-C	112	5,044	L1	411	146M	XPV
IDXM7558T-C	112	6,700	L1	451	125M	XPV
IDXM7560T-C	112	8,060	L1	511	1248M	XPV
IDXM7562T-C	112	10,723	L1	825	A3662M	XPV
IDXM7564T-C	112	12,375	L1	911	A3662M	XPV
IDXM7566T-C	112	14,266	L1	965	A464M	XPV
IDXM7568T-C	112	14,725	L1	1326	A3662M	XPV
IDXM7570T	111	4,124	L1	392	A367M	XPV

(1) Shipping weight is approximate.

Index

Catalog Number	Page Number	List Price	Mult Sym.	Ship Wgt ⁽¹⁾	Type Code	Prod Family Code	Catalog Number	Page Number	List Price	Mult Sym.	Ship Wgt ⁽¹⁾	Type Code	Prod Family Code
IDXM7570T-C	112	3,419	L1	311	932M	XPV	JMF5WDM3558T-E	76	2,494	FS	56		WDF
IR3501M	163	515	K	25		FD1	JMF5WDM3559T-E	76	2,954	FS	61		WDF
IR3504M	163	592	K	28		FD1	JMF5WDM3611T-E	76	3,101	FS	83		WDF
IR3507M	163	677	K	41	932M	FD1	JMF5WDM3613T-E	76	3,340	FS	81		WDF
IR3510M	163	733	K	41	3524L	FD1	JMF5WDM3615T-E	76	3,363	FS	101		WDF
JEWDM3545	84,121	1,052	WD	38	3528L	WDW	JMF5WDM3709T-E	76	3,937	FS	131		WDF
JEWDM3550	84,121	1,111	WD	41	352M	WDW	JMF5WDM3710T-E	76	4,011	FS	139		WDF
JEWDM3555	84,121	1,234	WD	41	3526M	WDW	JMF5WDM3711T-E	76	4,414	FS	154		WDF
JEWDM3559	84,121	1,463	WD	64	3526M	WDW	JMF5WDM3713T-E	76	6,389	FS	0		WDF
JL1205A	118	291	K	25	354M	PJ1	JMF5WDM3714T-E	76	4,657	FS	187		WDF
JL1301A	118	335	K	23	3416L	PJ1	JMF5WDM41906T-E	76	8,377	FS	0		WDF
JL1303A	118	327	K	26	3414L	PJ1	JML1406T	122	1,062	L1	69	394M	PC1
JL1304A	118	394	K	25	342L	PJ1	JML1408T	122	1,217	L1	81	3628L	PC1
JL1306A	118	430	K	33	3418L	PJ1	JML1409T	122	1,499	L1	81	3634LC	PC1
JL1307A	118	497	K	33	3424L	PJ1	JML1508T	122	1,727	L1	115	3634LC	PC1
JL1309A	118	446	K	32	3428L	PJ1	JML1509T	122	2,150	L1	116	3727L	PC1
JL1313A	118	622	K	36	3428L	PJ1	JML1510T	122	2,274	L1	142	3729L	PC1
JL1317A	118	767	K	45	3432LC	PJ1	JML1511T	122	2,644	L1	141	3744LC	PC1
JL1323A	118	787	K	52	3528L	PJ1	JML1512T	122	2,815	L1	151	374L	PC1
JL3405A	117	337	K	19	3535LC	PJ1	JML3606T	122	1,113	L1	79	3744LC	PC1
JL3501A	117	421	K	22	3416L	PJ1	JML3608T	122	1,483	L1	93	3634L	PC1
JL3503A	117	386	K	26	3414L	PJ1	JMSSEWDM3546T	86,130	1,896	WD	62	3528M	WDE
JL3504A	117	489	K	27	342L	PJ1	JMSSEWDM3550T	86,130	1,982	WD	68	3525M	WDE
JL3506A	117	460	K	29	3421L	PJ1	JMSSEWDM3554T	86,130	1,993	WD	69	3532M	WDE
JL3507A	117	580	K	33	3424L	PJ1	JMSSEWDM3555T	86,130	2,245	WD	72	3533M	WDE
JL3509A	117	562	K	42	3428LC	PJ1	JMSSEWDM3558T	86,130	2,277	WD	74	3532M	WDE
JL3510A	117	666	K	41	3524L	PJ1	JMSSEWDM3559T	86,130	2,697	WD	83	3538M	WDE
JL3513A	117	666	K	45	3528L	PJ1	JMSSEWDM3611T	86,130	2,831	WD	118	3546M	WDE
JL3514A	117	730	K	51	3528L	PJ1	JMSSEWDM3613T	86,130	3,050	WD	114	3635M	WDE
JL3515A	117	782	K	54	3532LC	PJ1	JMSSEWDM3615T	86,130	3,071	WD	121	3634M	WDE
JL3516A	117	831	K	52	3535L	PJ1	JMSSEWDM3709T	86,130	3,595	WD	184	3646M	WDE
JL5003A	109	691	K	37	3535LC	X1P	JMSSEWDM3710T	86,130	3,662	WD	135	3735M	WDE
JL5006A	109	773	K	37	3513L	X1P	JMSSEWDM3711T	86,130	4,030	WD	154	3739M	WDE
JL5009A	109	828	K	49	3516L	X1P	JMSSEWDM3714T	86,130	4,252	WD	187	3744M	WDE
JL5030	109	1,065	K	52	3524L	X1P	JPL1406T	122	1,062	L1	76	3756M	PC1
JL5031	109	1,157	K	61	3528L	X1P	JPL1408T	122	1,217	L1	87	3628L	PC1
JM3006	120	320	K	19	3535L	PJ3	JPL1409T	122	1,499	L1	88	3634LC	PC1
JM3107	120	338	K	21	341M	PJ3	JPL1508T	122	1,727	L1	117	3634LC	PC1
JM3108	120	404	K	23	3413M	PJ3	JPL1509T	122	2,150	L1	121	3727L	PC1
JM3111	120	401	K	23	3416M	PJ3	JPL1510T	122	2,274	L1	143	3729L	PC1
JM3112	120	446	K	27	3416M	PJ3	JPL1511T	122	2,644	L1	148	3744LC	PC1
JM3115	120	446	K	32	342M	PJ3	JPL1512T	122	2,815	L1	142	374L	PC1
JM3116	120	489	K	31	342M	PJ3	JSL325A	121	376	K	24	3536M	PJ1
JM3120	120	532	K	31	3424M	PJ3	JSL425A	121	399	K	26	3416L	PJ1
JM3154	120	582	K	34	3424M	PJ3	JSL525A	121	426	K	31	342L	PJ1
JM3155	120	632	K	35	3432M	PJ3	JSL625A	121	580	K	42	3424L	PJ1
JM3158	120	750	K	42	343M	PJ3	JSL725A	121	582	K	47	3524L	PJ1
JM3457	119	351	K	19	3524M	PJ3	JSM3107	121	338	K	21	3528L	PJ3
JM3458	119	380	K	21	341M	PJ3	JSM3111	121	400	K	24	3413M	PJ3
JM3460	119	380	K	21	3413M	PJ3	JSM3115	121	443	K	27	3416M	PJ3
JM3461	119	448	K	23	3413M	PJ3	JSM3120	121	528	K	31	342M	PJ3
JM3463	119	416	K	23	3416M	PJ3	JSM3155	121	625	K	35	3424M	PJ3
JM3542	119	484	K	26	3416M	PJ3	JWDM3463	84,121	666	WD	33	343M	WDW
JMEWDM23933T	85,129	5,323	WD	252	3524M	WDW	K18G10	246	199	A8	21	3513M	
JMEWDM23934T	85,129	6,151	WD	275	3942M	WDW	K18G11	246	199	A8	21		
JMEWDM3546T	85,129	1,141	WD	39	3952M	WDW	K18G12	246	210	A8	35		
JMEWDM3550T	85,129	1,147	WD	48	3524M	WDW	K18G8	246	160	A8	11		
JMEWDM3554T	85,129	1,192	WD	51	3528M	WDW	K18G9	246	160	A8	15		
JMEWDM3555T	85,129	1,252	WD	47	3533M	WDW	K36G2	241	730	A8	69		
JMEWDM3558T	85,129	1,305	WD	48	3526M	WDW	K36G50	246	1,363	P1	123		
JMEWDM3559T	85,129	1,529	WD	51	353M	WDW	K36G8	244	365	P1	22		
JMEWDM3611T	85,129	1,712	WD	71	3532M	WDW	K36G801	242	1,298	A8	75		
JMEWDM3613T	85,129	2,018	WD	81	3631M	WDW	K36G9	244	375	P1	25		
JMEWDM3615T	85,129	1,928	WD	93	3634M	WDW	K40G2	241	1,086	A8	69		
JMEWDM3616T	85,129	2,391	WD	96	3642M	WDW	K40G3	244	375	P1	1		
JMEWDM3710T	85,129	2,423	WD	127	3646M	WDW	K40G70	241	1,086	A8	31		
JMEWDM3711T	85,129	3,087	WD	131	3738M	WDW	K40G71	241	1,665	A8	75		
JMEWDM3713T	85,129	3,851	WD	169	3736M	WDW	K40G8	244	365	P1	35		
JMEWDM3714T	85,129	2,576	WD	165	3752M	WDW	K40G801	242	2,448	A8	113		
JMEWDM41906T	85,129	6,180	WD	255	3752M	WDW	K40G802	242	1,722	A8	31		
JMF5WDM23933T-E	76	7,339	FS	0		WDF	K40G9	244	375	P1	31		
JMF5WDM23934T-E	76	8,336	FS	0		WDF	K44G5	244	752	P1	1		
JMF5WDM23994T-E	76	7,439	FS	0		WDF	K44G50	241	844	A8	41		
JMF5WDM3546T-E	76	2,076	FS	37		WDF	K44G51	241	844	A8	41		
JMF5WDM3550T-E	76	2,159	FS	50		WDF	K44G70	241	1,665	A8	41		
JMF5WDM3554T-E	76	2,171	FS	45		WDF	K44G71	241	1,765	A8	249		
JMF5WDM3555T-E	76	2,459	FS	50		WDF	K44G8	244	375	P1	55		

(1) Shipping weight is approximate.

Index

Catalog Number	Page Number	List Price	Mult Sym.	Ship Wgt ⁽¹⁾	Type Code	Prod Family Code
K44G801	242	2,448	A8	41		
K44G802	242	2,448	A8	251		
K44G9	244	445	P1	135		
K99G70	211	1,442	E8	9		
K99G71	211	1,442	E8	9		
K99G72	211	1,442	E8	6		
K99G73	211	1,442	E8	6		
K99G74	211	1,442	E8	6		
K99G75	211	1,442	E8	6		
K99G76	211	1,442	E8	6		
K99G77	211	1,442	E8	6		
K99G78	211	1,622	E8	8		
K99G79	211	1,622	E8	8		
K99G80	211	1,442	E8	6		
K99G81	211	1,442	E8	6		
K99G82	211	2,183	E8	6		
K99G83	211	2,183	E8	6		
KBL3406	178	1,041	K	27		BE1
KBL3409	178	1,142	K	32	3414L	BE1
KBM3454	179	858	K	26	3421L	BE3
KBM3458	179	912	K	23	3413M	BE3
KEL11203	17	442	K	22	3416M	GO1
KEL11205	17	465	K	24	3411LC	GO1
KEM30003	37	455	K	21	3413LC	GO3
KEM30006	37	476	K	22	3413M	GO3
KENM3454	29	513	K	26	3413M	GE3
KENM3534	29	566	K	33	3513M	GE3
KENM3535	29	832	K	35	3513M	GE3
KL1200	17	322	K	19	352M	GO1
KL3400	14	380	K	19	3413L	GE1
KL3401	14	532	K	24	348L	GE1
KL3403	14	391	K	21	3418L	GE1
KL3405	14	361	K	24	3411L	GE1
KM3454	29	329	K	19	3413L	GE3
KM3454-57	198	361	K	21	341M	501
KM3457	29	336	K	21	341M	GE3
KNM3454	29	348	K	18	341M	GE3
KNM3457/35	29	541	K	29	341M	GE3
KNM3534	29	385	K	23	3513M	GE3
L1177T	13	6,308	L1	323	3416M	GE1
L1200	15	300	K	18	956LC	GO1
L1201	15	460	K	23	348L	GO1
L1205-50	196	333	K	22	3411L	501
L1206-50	196	405	K	24	3416L	501
L1208-50	196	366	K	25	3418L	501
L1209-50	196	508	K	28	342L	501
L1304-50	196	461	K	29	3418L	501
L1306-50	196	446	K	28	3418L	501
L1307-50	196	569	K	38	3424L	501
L1309-50	196	469	K	34	3428L	501
L1313-50	196	658	K	43	352L	501
L1313T	15	572	L1	36	3528L	GO1
L1317-50	196	877	K	47	352L	501
L1318-50	196	694	K	41	3532L	501
L1318T	15	604	L1	43	3528L	GO1
L1318TM	15	630	L1	42	3528L	GO1
L1319-50	196	800	K	41	3528L	501
L1319T	15	644	L1	42	3528L	GO1
L1320T	15	815	L1	46	3528L	GO1
L1321T	15	773	L1	49	3528LC	GO1
L1321TM	15	839	L1	48	3535L	GO1
L1322T	15	788	L1	49	3535L	GO1
L1322TM	15	858	L1	45	3532LC	GO1
L1405T	15	809	L1	66	3532LC	GO1
L1405T-50	196	930	L1	66	3628L	501
L1406T	16	927	L1	65	3628L	GO1
L1408T	16	876	L1	76	3628L	GO1
L1408T-50	196	1,005	L1	91	3634LC	501
L1408TM	16, 170	1,006	L1	74	3646LC	GO1
L1409T	16	1,103	L1	79	3634LC	GO1
L1410T	16	1,035	LS	81	3634L	GO1
L1410TM	16, 170	1,224	L1	85	364LC	GO1
L1430T	16	950	L1	78	364LC	GO1
L1430TM	16	1,253	L1	82	3634LC	GO1
L1508T	16	1,367	L1	118	3634LC	GO1
L1508T-50	196	1,572	L1	112	3727L	501
L1509T	16	1,704	L1	94	373LC	GO1

Catalog Number	Page Number	List Price	Mult Sym.	Ship Wgt ⁽¹⁾	Type Code	Prod Family Code
L1510T	16	1,483	L1	134	364LC	GO1
L1511T	16	2,149	L1	131	3744LC	GO1
L1512T	16	2,164	L1	132	374L	GO1
L3	258	92	A8	1		
L3351	12	319	K	15		GE1
L3352	12	326	K	15	331L	GE1
L3353	12	332	K	16	331L	GE1
L3354	12	342	K	16	3313L	GE1
L3355	12	362	K	18	3313L	GE1
L3356	12	366	K	18	3316L	GE1
L3400	12	361	K	18	3316L	GE1
L3401	12	508	K	23	348L	GE1
L3403	12	370	K	21	3418L	GE1
L3403M	12	424	K	11	3411L	GE1
L3404	12	541	K	25	3411L	GE1
L3405	12	337	K	21	3421L	GE1
L3406	12	393	K	22	3413L	GE1
L3406M	12	446	K	22	3414L	GE1
L3407	12	595	K	27	3414L	GE1
L3408	12	381	K	22	3424L	GE1
L3409	12	436	K	26	3413L	GE1
L3409-50	196	512	K	31	3421L	5E1
L3409M	12	524	K	26	3428L	GE1
L3500	12	568	K	31	3421L	GE1
L3501	12	380	K	22	3516L	GE1
L3501-50	196	450	K	25	3414L	5E1
L3501M	12	446	K	22	3418L	GE1
L3502	12	595	K	28	3414L	GE1
L3503	12	381	K	23	3424L	GE1
L3503-50	196	440	K	27	3413L	5E1
L3504	12	446	K	27	342L	GE1
L3504-50	196	512	K	32	3421L	5E1
L3504A	12	533	K	27	3428L	GE1
L3504M	12	524	K	27	3421L	GE1
L3505	12	843	K	43	3421L	GE1
L3506	12	429	K	28	3528L	GE1
L3506-50	196	491	K	35	3424L	5E1
L3507	12	513	K	33	352L	GE1
L3507-50	196	608	K	38	3428LC	5E1
L3507A	12	643	K	35	3524L	GE1
L3507M	12	615	K	33	3428LC	GE1
L3508	12	976	K	44	3428LC	GE1
L3508T	12	960	L1	46	3528LC	GE1
L3509	13	497	K	37	3528LC	GE1
L3509-50	196	571	K	41	352L	5E1
L3509M	13	562	K	41	3524L	GE1
L3510	13	582	K	41	3524L	GE1
L3510-50	196	699	K	47	3524L	5E1
L3510A	13	723	K	41	3532L	GE1
L3510M	13	698	K	38	3524L	GE1
L3510T	13	594	L1	39	3524L	GE1
L3510TM	13	698	L1	41	3524L	GE1
L3513	13	666	K	41	3524L	GE1
L3513-50	196	752	K	48	3524L	5E1
L3513M	13	762	K	46	3532L	GE1
L3513T	13	653	L1	43	3528L	GE1
L3514	13	672	K	49	3524L	GE1
L3514-50	196	790	K	46	3532LC	5E1
L3514A	13	857	K	48	3535LC	GE1
L3514M	13	788	K	51	3532LC	GE1
L3514T	13	682	L1	44	3532LC	GE1
L3514T-50	196	790	L1	51	3526LC	5E1
L3514TM	13	788	L1	49	3535LC	GE1
L3515	13	850	K	52	3532LC	GE1
L3515-50	196	978	K	53	3535L	5E1
L3515M	13	890	K	52	3535LC	GE1
L3515T	13	857	L1	52	3535L	GE1
L3516T	13	1,089	L1	51	3535L	GE1
L3516TM	13, 170	1,096	K	46	3535LC	GE1
L3605	172	1,440	L1	67	3628L	DPL
L3605T	13	973	L1	68	3628L	GE1
L3605T-50	196	1,117	L1	76	3628L	5E1
L3605TM	13	1,187	L1	73	3634LC	GE1
L3606T	13	1,005	L1	74	3634L	GE1
L3607	172	1,886	L1	74	3634L	DPL
L3608T	13	1,382	L1	88	3634L	GE1
L3608TM	13, 170	1,393	L1	89	364LC	GE1

(1) Shipping weight is approximate.

Index

Catalog Number	Page Number	List Price	Mult Sym.	Ship Wgt ⁽¹⁾	Type Code	Prod Family Code	Catalog Number	Page Number	List Price	Mult Sym.	Ship Wgt ⁽¹⁾	Type Code	Prod Family Code
L3609T	13	1,145	L1	81	364LC	GE1	M1225T	169	3,346	L1	148	3735M	DP2
L3609T-50	196	1,315	L1	95	3634LC	5E1	M1226T	169	3,779	L1	172	374M	DP2
L3609TM	13, 170	1,210	L1	79	3646LC	GE1	M1227T	169	4,585	L1	288	375M	DP2
L3612TM	13, 170	1,406	L1	111	3634LC	GE1	M1228T	169	6,149	L1	319	44M	DP2
L3613T	13	1,782	L1	77	3646LC	GE1	M1504T	167	1,308	L1	39	446M	DP2
L3703	172	3,114	L1	113	3634LC	DPL	M1505T	167	1,382	L1	47	3524M	DP2
L3705	172	2,455	L1	117	3735LC	DPL	M1506T	167	1,678	L1	64	3535M	DP2
L3708	172	2,511	L1	111	3735LC	DPL	M1507T	167	1,900	L1	84	3628M	DP2
L3708T	13	1,367	L1	116	3726LC	GE1	M1508T	167	2,482	L1	134	364M	DP2
L3708T-50	196	1,572	L1	119	3726LC	5E1	M1509T	167	3,231	L1	185	3744M	DP2
L3708TM	13	1,605	L1	135	3732LC	GE1	M1519	167	1,020	K	37	3754M	DP2
L3709T	13	1,780	L1	123	3744LC	GE1	M1520T	167	1,065	L1	42	3524M	DP2
L3710T	13	1,805	L1	134	3735LC	GE1	M1521T	167	1,315	L1	58	3528M	DP2
L3711T	13	2,182	L1	148	3734LC	GE1	M1522T	167	1,509	L1	66	3623M	DP2
L3712T	13	2,215	L1	158	3744LC	GE1	M1523T	167	1,765	L1	73	3628M	DP2
L3912T	13	5,665	L1	313	3748LC	GE1	M1524T	167	2,764	L1	126	3634M	DP2
L4	258	107	A8	1			M1554T	167	922	L1	33	374M	DP2
L4003A	97	553	K	26		XP1	M1555T	167	959	L1	41	352M	DP2
L4005A	97	490	K	32	3411L	XP1	M1556T	167	1,114	L1	41	3528M	DP2
L4006A	97	713	K	29	3413L	XP1	M1557T	167	1,197	L1	65	3528M	DP2
L4009A	97	784	K	35	3414L	XP1	M1558T	167	1,523	L1	83	3628M	DP2
L5000A	97	528	K	29	3424L	XP1	M1704T	167	1,308	L1	45	364M	DP2
L5000A-C	97	657	K	35	3414L	XP1	M1705T	167	1,382	L1	47	353M	DP2
L5001A	97	679	K	29	3414L	XP1	M1706T	167	1,678	L1	65	3535M	DP2
L5002A	97	961	K	41	3414L	XP1	M1707T	167	1,900	L1	84	3628M	DP2
L5003A	97	644	K	29	352L	XP1	M1708T	167	2,482	L1	132	364M	DP2
L5004A	97	748	K	35	3416L	XP1	M1709T	167	3,231	L1	181	3744M	DP2
L5004A-C	97	877	K	41	3424L	XP1	M1710T	167	4,977	L1	263	3754M	DP2
L5005A	97	1,107	K	51	3424L	XP1	M1711T	167	5,762	L1	267	94M	DP2
L5006A	97	726	K	41	3528L	XP1	M1712T	167	7,321	L1	378	944M	DP2
L5007A	97	879	K	47	3516L	XP1	M1713T	167	8,887	L1	397	146M	DP2
L5007A-C	97	1,008	K	53	3524L	XP1	M1718	168	951	K	29	148M	DP2
L5009A	97	784	K	48	3524L	XP1	M1719	168	1,051	K	33	3515M	DP2
L5013	97	2,036	L1	77	3524L	XP1	M1720T	168	1,065	L1	35	3517M	DP2
L5018	97	3,257	L1	152	3628L	XP1	M1721T	168	1,315	L1	51	3521M	DP2
L5020	97	4,143	L1	166	3735L	XP1	M1722T	168	1,509	L1	58	3528M	DP2
L5022	97	1,280	K	57	3744LC	XP1	M1723T	168	1,765	L1	73	3536M	DP2
L5023A	97	1,001	K	48	354L	XP1	M1724T	168	2,764	L1	128	3634M	DP2
L5023T	97	980	L1	46	3524L	XP1	M1725T	168	3,572	L1	231	374M	DP2
L5026	97	2,193	L1	83	3528L	XP1	M1726T	168	4,111	L1	225	928M	DP2
L5027T	97	2,063	L1	84	3634L	XP1	M1727T	168	4,879	L1	355	75M	DP2
L5028T	97	2,144	L1	84	3634L	XP1	M1728T	168	6,615	L1	391	136M	DP2
L5030T	97	1,136	L1	54	3634L	XP1	M1729T	168	6,968	L1	512	146M	DP2
L5031T	97	1,404	L1	57	3528L	XP1	M1754T	167	922	L1	33	124M	DP2
L7	258	206	A8	1			M1755T	167	959	L1	38	3518M	DP2
LPL50	258	554	G1	43		GBX	M1756T	167	1,114	L1	45	3523M	DP2
LPL75	258	676	G1	48		GBX	M1757T	167	1,197	L1	63	3531M	DP2
M1004T	169	878	L1	33		DP2	M1758T	167	1,523	L1	84	3628M	DP2
M1005T	169	913	L1	38	352M	DP2	M1759T	167	2,145	L1	136	364M	DP2
M1006T	169	1,054	L1	41	3524M	DP2	M1760T	167	2,527	L1	158	3744M	DP2
M1007T	169	1,132	L1	56	3528M	DP2	M1761T	167	3,493	L1	247	3756M	DP2
M1008T	169	1,363	L1	71	3623M	DP2	M1762T	167	4,129	L1	344	934M	DP2
M1009T	169	1,947	L1	113	3634M	DP2	M1763T	167	4,791	L1	384	134M	DP2
M1010T	169	2,207	L1	133	3735M	DP2	M244402TS-2341	68, 166	35,415	LG	4111	942M	DPC
M1019	169	943	K	36	3744M	DP2	M250502S-2341	68, 166	49,428	LG	3211	A44112M	
M1020T	169	1,016	L1	41	3524M	DP2	M250602S-2341	68, 166	51,370	LG	4211	A512M	
M1021T	169	1,231	L1	55	3528M	DP2	M250602S-4	68, 166	51,548	LG	4211	A5176M	
M1022T	169	1,404	L1	64	3623M	DP2	M250702S-2341	68, 166	53,894	LG	4211	A515M	
M1023T	169	1,635	L1	72	3628M	DP2	M2538T-8	35	3,685	L1	259	3952M	GO3
M1024T	169	2,516	L1	113	3634M	DP2	M2581002S-2341	68, 166	83,590	LG	7111	A44128M	
M1204T	169	878	L1	33	3735M	DP2	M258802S-2341	68, 166	69,439	LG	7111	A5818M	
M1205T	169	913	L1	37	352M	DP2	M258902S-2341	68, 166	76,892	LG	7111	A58164M	
M1206T	169	1,054	L1	41	3524M	DP2	M3108-57	197	393	K	26	A5818M	501
M1207T	169	1,132	L1	56	3528M	DP2	M3112-57	197	437	K	26	3416M	501
M1208T	169	1,363	L1	72	3623M	DP2	M3153T	32	586	L1	33	3516M	GO3
M1209T	169	1,947	L1	112	3634M	DP2	M3160	32	825	K	38	353M	GO3
M1210T	169	2,207	L1	132	3735M	DP2	M3353	18	376	K	16	3735M	GE3
M1211T	169	3,100	L1	216	3744M	DP2	M3355	18	426	K	17	3313M	GE3
M1212T	169	3,799	L1	214	3936M	DP2	M3452	18	439	K	17	3316M	GE3
M1213T	169	4,458	L1	311	3936M	DP2	M3454	18	311	K	19	3348M	GE3
M1218	169	898	K	33	446M	DP2	M3455	18	489	K	18	341M	GE3
M1219	169	943	K	36	352M	DP2	M3457	18	316	K	21	3411M	GE3
M1220T	169	1,016	L1	41	3524M	DP2	M3458	18	379	K	21	341M	GE3
M1221T	169	1,231	L1	55	3528M	DP2	M3460	18	366	K	19	3413M	GE3
M1222T	169	1,404	L1	65	3623M	DP2	M3461	18	444	K	22	341M	GE3
M1223T	169	1,635	L1	72	3628M	DP2	M3463	18	403	K	21	3416M	GE3
M1224T	169	2,516	L1	113	3634M	DP2	M3464	18	480	K	25	3413M	GE3

(1) Shipping weight is approximate.

Index

Catalog Number	Page Number	List Price	Mult Sym.	Ship Wgt ⁽¹⁾	Type Code	Prod Family Code
M3531	18	484	K	23	342M	GE3
M3532	18	705	K	28	3411M	GE3
M3534	18	340	LS	21	3514M	GE3
M3534-5	21	340	LS	21	3413M	GE3
M3535	18	544	K	22	3413M	GE3
M3536	18	768	K	29	3414M	GE3
M3537	18	366	K	19	3515M	GE3
M3537-5	21	366	K	19	341M	GE3
M3538	18	389	LS	23	341M	GE3
M3538/35	18	501	K	25	3416M	GE3
M3538-5	21	389	LS	22	3511M	GE3
M3538-57	197	446	K	26	3416M	5E1
M3539	18	586	K	24	342M	GE3
M3539-5	21	586	K	23	3418M	GE3
M3539-TP	151	625	K	29	3418M	HV3
M3541	18	403	K	21	3516M	GE3
M3541-5	21	403	K	21	3413M	GE3
M3541-57	197	446	K	25	3413M	5E1
M3542	18	416	LS	25	342M	GE3
M3542-5	21	416	LS	26	342M	GE3
M3542-57	197	477	K	32	342M	5E1
M3543	18	598	K	32	3428M	GE3
M3543-5	21	598	K	33	3428M	GE3
M3543T	18	598	L1	33	3428M	GE3
M3543T-5	21	598	L1	34	3428M	GE3
M3560	18	862	K	38	353M	GE3
M3562T	18	1,096	L1	51	353 m	GE3
M3602	171	1,284	L1	51	3522M	DPL
M44302T-4	23	48,699	L1	2743	A3656M	GE3
M450808L-4	24, 65	105,121	LG	11111		
M5001008L-4	24, 66	123,922	LG	15111		
M5001254L-4	24, 66	120,836	LG	14111		
M5001256L-4	24, 66	115,034	LG	14511		
M5001504L-4	24, 66	133,358	LG	15511		
M500908L-4	24, 66	121,922	LG	14925		
M587025-4	23, 65	55,029	LG	10000		
M6002A	97	575	K	25		XPM
M6007A	97	719	K	31	341M	XPM
M7002A	97	691	K	27	3416M	XPM
M7003A	97	992	K	34	3413M	XPM
M7005A	97	792	K	27	3513M	XPM
M7006-5	100	719	K	34	341M	XPM
M7006A	97	719	K	29	3512M	XPM
M7007A	97	1,047	K	39	3416M	XPM
M7009A	97	825	K	29	3516M	XPM
M7010-5	100	828	K	37	3413M	XPM
M7010A	97	828	K	33	3513M	XPM
M7031A	97	1,112	K	43	3726M	XPM
M7031TA	97	1,112	L1	47	3524M	XPM
MM06184-AP	184	342	M	11		
MM07254-AP	184	278	M	11		
MM07254-PP	184	293	M	22		
MM07372-AP	184	288	M	11		
MM07372-PP	184	303	M	24		
MM07374-AP	184	313	M	11		
MM07374-PP	184	330	M	24		
MM07552-AP	184	322	M	13		
MM07552-PP	184	339	M	24		
MM08112-AP	184	424	M	24		
MM08112-PP	184	447	M	41		
MM08554-AP	184	345	M	19		
MM08554-EX3	192	1,255	M	84		
MM08554-PP	184	363	M	22		
MM08752-AP	184	388	M	23		
MM08752-PP	184	409	M	35		
MM08754-AP	184	404	M	26		
MM08754-EX3	192	1,301	M	84		
MM08754-PP	184	426	M	37		
MM09114-APN	184	435	M1	35		
MM09114-EX3	192	1,463	M1	112		
MM09114-PP	184	485	M1	57		
MM09152-APN	184	418	M1	35		
MM09152-PP	184	531	M1	53		
MM09154-APN	184	513	M1	35		
MM09154-EX3	192	1,589	M1	117		
MM09154-PP	184	572	M1	62		
MM09222-APN	184	600	M1	35		

Catalog Number	Page Number	List Price	Mult Sym.	Ship Wgt ⁽¹⁾	Type Code	Prod Family Code
MM09222-PP	184	670	M1	55		
MM10032-APN	184	710	M1	55		
MM10032-PP	184	792	M1	79		
MM10034-APN	184	748	M1	64		
MM10034-EX3	192	2,093	M1	159		
MM10034-PP	184	835	M1	84		
MM10224-APN	184	627	M1	59		
MM10224-EX3	192	1,868	M1	154		
MM10224-PP	184	700	M1	79		
MM11042-APN	185	848	M1	66		
MM11042-PP	185	946	M1	82		
MM11044-APN	185	887	M1	75		
MM11044-EX3	192	2,433	M1	179		
MM11044-PP	185	989	M1	97		
MM13552-APN	185	1,106	M1	123		
MM13552-PP	185	1,233	M1	151		
MM13554-APN	185	1,137	M1	116		
MM13554-EX3	192	2,958	M1	245		
MM13554-PP	185	1,269	M1	154		
MM13752-APN	185	1,376	M1	123		
MM13752-PP	185	1,535	M1	154		
MM13754-APN	185	1,434	M1	131		
MM13754-EX3	192	3,418	M1	251		
MM13754-PP	185	1,599	M1	161		
MM16114-EX3	192	4,134	M1	511		
MM16154-EX3	192	4,997	M1	562		
MM18184-EX3	192	6,563	M1	611		
MM18224-EX3	192	7,138	M1	628		
MM20304-EX3	192	9,122	M1	751		
MM22374-EX3	192	11,312	M1	816		
MM22454-EX3	192	12,619	M1	893		
MM25554-EX3	192	16,387	M1	948		
MM28754-EX3	192	23,719	M1	1422		
MM28904-EX3	192	26,280	M1	1510		
MVM3458	165	391	K	21		FD1
MVM06124D-AP	191	386	M	1		
MVM06182D-AP	191	378	M	1		
MVM06184C-AP	190	484	M	10		
MVM06184D-AP	191	388	M	1		
MVM06252D-AP	191	383	M	1		
MVM07254D-AP	191	332	M	1		
MVM07372D-AP	191	339	M	11		
MVM07374D-AP	191	367	M	11		
MVM07552D-AP	191	375	M	11		
MVM08112D-AP	191	478	M1	24		
MVM08554D-AP	191	473	M	19		
MVM08752D-AP	191	445	M	23		
MVM08754D-AP	191	453	M	21		
MVM09114D-APN	191	491	M1	35		
MVM09152D-APN	191	469	M1	35		
MVM09154D-APN	191	589	M1	35		
MVM09222D-APN	191	659	M1	35		
MVM10032D-APN	191	783	M1	55		
MVM10034D-APN	191	834	M1	64		
MVM10224D-APN	191	698	M1	55		
MVM11042D-APN	191	935	M1	66		
MVM11044D-APN	191	972	M1	75		
MVM13554D-APN	191	1,242	M1	116		
MVM13754D-APN	191	1,567	M1	131		
MVM3458C	195	508	K	22		BIM
MVM3458D	194	579	K	21	332M	BIM
MVM3460C	195	541	K	22	332M	BIM
MVM3461C	195	571	K	22	332M	BIM
MVM3461D	194	582	K	21	332M	BIM
MVM3463C	195	563	K	26	332M	BIM
MVM3542C	195	599	K	26	3328M	BIM
MVM3542D	194	614	K	27	342M	BIM
N08458LR-2340	66	78,596	LG	6530		
N50256LR-2340	24, 66	41,964	LG	5070		
N50256LR-4	65	39,865	LG	4600		
N50258LR-2340	24, 66	48,317	LG	5420		
N50258LR-4	23, 65	45,901	LG	5400		
N50306LR-2340	24, 66	43,298	LG	5250		
N50306LR-4	23, 65	41,133	LG	5115		
N50308LR-2340	24, 66	54,916	LG	5985		
N50308LR-4	23, 65	49,424	LG	5925		
N50352S-2340	24, 66	43,766	LG	4812		

(1) Shipping weight is approximate.

Index

Catalog Number	Page Number	List Price	Mult Sym.	Ship Wgt ⁽¹⁾	Type Code	Prod Family Code
N50354L-2340	24, 66	44,000	LG	5224		
N50356LR-2340	24, 66	49,383	LG	5400		
N50356LR-4	65	44,445	LG	5265		
N50358LR-2340	24, 66	63,165	LG	6250		
N50358LR-4	65	53,690	LG	6000		
N50402S-2340	24, 66	48,213	LG	4959		
N50404L-2340	24, 66	47,745	LG	5400		
N50406LR-2340	24, 66	54,064	LG	6050		
N50406LR-4	23, 65	41,031	LG	5415		
N50408LR-2340	24, 66	72,357	LG	6460		
N50408LR-4	23, 65	60,807	LG	6250		
N50452S-2340	24, 66	56,872	LG	5106		
N50452S-4	23, 65	44,401	LG	4932		
N50454L-2340	24, 66	51,957	LG	5523		
N50454L-4	23, 65	40,856	LG	5543		
N50456LR-2340	24, 66	62,021	LG	6200		
N50456LR-4	23, 65	46,810	LG	6065		
N50458LR-4	23, 65	63,847	LG	6500		
N50502S-2340	24, 66	62,021	LG	5253		
N50502S-4	23, 65	48,093	LG	5088		
N50504L-2340	24, 66	59,681	LG	5655		
N50504L-4	23, 65	46,492	LG	5675		
N50506LR-2340	24, 66	70,915	LG	6350		
N50506LR-4	23, 65	53,039	LG	6215		
N50508LR-2340	24, 66	88,384	LG	6600		
N50508LR-4	23, 65	78,072	LG	6600		
N50602S-2340	24, 66	67,872	LG	5400		
N50602S-4	23, 65	52,207	LG	5400		
N50604L-2340	24, 66	70,213	LG	5787		
N50604L-4	23, 65	55,152	LG	6007		
N50606LR-2340	24, 66	78,404	LG	6450		
N50606LR-4	23, 65	61,203	LG	6365		
N50704L-2340	24, 66	77,234	LG	6052		
N50704L-4	23, 65	63,072	LG	6072		
N50706LR-4	23, 65	67,797	LG	6265		
N50804L-2340	24, 66	89,872	LG	6400		
N50804L-4	24, 65	67,731	LG	6420		
N50904L-4	24, 66	69,190	LG	6250		
N581004L-2340	25, 66	108,596	LG	7500		
N581004L-4	24, 66	100,178	LG	7250		
N581006L-4	24, 66	105,979	LG	8500		
N58458LR-2340	24	78,596	LG	6350		
N58608L-2340	24, 66	100,169	LG	7600		
N58608L-4	23, 65	85,261	LG	7600		
N58702S-2340	24, 66	71,851	LG	7100		
N58706L-2340	24, 66	89,652	LG	7700		
N58708L-2340	24, 66	113,182	LG	8600		
N58708L-4	23, 65	105,121	LG	7850		
N58802S-2340	24, 66	89,362	LG	7500		
N58802S-4	24, 65	69,833	LG	7100		
N58806L-2340	24, 66	102,853	LG	8500		
N58806LR-4	24, 65	75,237	LG	7280		
N58902S-2340	25, 66	93,637	LG	7900		
N58902S-4	24, 66	72,637	LG	7900		
N58904L-2340	25, 66	94,553	LG	7135		
N58906L-4	24, 66	92,733	LG	7600		
NM3454	18	326	K	21		GE3
NM3454/35	18	524	K	28	3413M	GE3
NM3455	18	450	K	19	3513M	GE3
NM3534	18	365	K	23	3411M	GE3
NM3538	18	423	K	25	3416M	GE3
NM3538/35	18	511	K	27	342M	GE3
NM3539	18	644	K	41	3512M	GE3
NM3542	18	455	K	29	3524M	GE3
PCL1327M	170	905	K	57	3532LC	DP3
PCL3513M	170	713	K	38	3535LC	DP3
PCL3514M	170	930	K	54	352LC	DP3
PCL3515M	170	846	K	43	3535LC	DP3
PCL3519M	170	927	K	52	3524LC	DP3
PFTG100XP	232	1,453	N5	6	3532LC	
PFTG42100X	232	2,857	N5	33		
PFTG4250XC	232	2,920	N5	32		
PFTG46100X	232	5,021	N5	43		
PFTG4650XC	232	5,021	N5	44		
PFTG50XP	232	1,453	N5	6		
PL1327M	170	859	K	56	3532LC	DP3
PL3515M	170	806	K	42	3535LC	DP3

Catalog Number	Page Number	List Price	Mult Sym.	Ship Wgt ⁽¹⁾	Type Code	Prod Family Code
PL3519M	170	884	K	51	3524LC	DP3
PSC3413A	153	400	K	19	3532LC	HV3
PSC3416A	153	444	K	21	3411C	HV3
PSC3524A	153	487	K	24	3414C	HV3
PTG100XP	232	1,453	N5	6	3418C	
PTG100XPS	232	1,509	N5	11		
PTG1024LD	232	1,895	N5	1		
PTG4590AC	232	1,396	N5	8		
PTG50NC	232	2,085	N5	8		
PTG50XP	232	1,453	N5	6		
PTG50XPS	232	1,509	N5	8		
PTG60XP-M	232	1,453	N5	5		
PTG60XPS-M	232	1,509	N5	11		
PTGWD100XPS	232	1,607	N5	11		
PTGWD50XPS	232	1,607	N5	11		
R1	258	96	A8	1		
R2	258	47	A8	1		
R5A	258	158	A8	1		
R6	258	53	A8	1		
RL1203A	152	271	K	21		HV1
RL1206A	152	292	K	24	3411L	HV1
RL1209A	152	333	K	27	3414L	HV1
RL1301A277	152	446	K	23	3418L	HV1
RL1304A	152	434	K	26	3414L	HV1
RL1304A277	152	464	K	26	3418L	HV1
RL1306A	152	399	K	26	3418L	HV1
RL1307A	152	532	K	34	342L	HV1
RL1307A277	152	639	K	34	3428L	HV1
RL1309A	152	459	K	36	3428L	HV1
RL1310A	152	578	K	34	352L	HV1
RL1310A277	152	657	K	42	192L	HV1
RL1323A	152	395	K	24	3528L	HV1
RL1324A	152	428	K	31	3416L	HV1
RM3007A	153	321	K	21	3424L	HV3
RM3108A	153	487	K	25	3413M	HV3
RM3112A	153	524	K	32	3413M	HV3
RM3116A	153	546	K	32	342M	HV3
RM3154A	153	580	K	34	3424M	HV3
RM3157A	153	665	K	41	192M	HV3
S46	253	143	A8	3		
S61	253	143	A8	3		
SSEWDM08112C	93	1,708	M	23		AIS
SSEWDM08112C-B	93	1,837	M	23		AIS
SSEWDM08112D	93	1,708	M	23		AIS
SSEWDM08112D-B	93	1,837	M	23		AIS
SSEWDM08374C	93	1,573	M	23		AIS
SSEWDM08374C-B	93	1,691	M	23		AIS
SSEWDM08374D	93	1,573	M	23		AIS
SSEWDM08374D-B	93	1,691	M	23		AIS
SSEWDM08376C-B	93	1,948	M	23		AIS
SSEWDM08376D-B	93	1,948	M	23		AIS
SSEWDM08552C	93	1,602	C	23		AIS
SSEWDM08552C-B	93	1,722	M	23		AIS
SSEWDM08552D	93	1,602	M	23		AIS
SSEWDM08552D-B	93	1,722	M	23		AIS
SSEWDM08554C	93	1,628	M	23		AIS
SSEWDM08554C-B	93	1,771	M	23		AIS
SSEWDM08554D	93	1,628	M	23		AIS
SSEWDM08554D-B	93	1,771	M	23		AIS
SSEWDM08752C	93	1,685	M	23		AIS
SSEWDM08752C-B	93	1,811	M	23		AIS
SSEWDM08752D	93	1,685	M	23		AIS
SSEWDM08752D-B	93	1,811	M	23		AIS
SSEWDM08754C	93	1,702	M	23		AIS
SSEWDM08754C-B	93	1,848	M	23		AIS
SSEWDM08754D	93	1,702	M	23		AIS
SSEWDM08754D-B	93	1,848	M	23		AIS
SSEWDM09114C	93	1,782	M1	48		AIS
SSEWDM09114C-B	93	1,996	M1	48		AIS
SSEWDM09114D	93	1,782	M1	48		AIS
SSEWDM09114D-B	93	1,996	M1	48		AIS
SSEWDM09152C	93	2,029	M1	52		AIS
SSEWDM09152C-B	93	2,215	M1	52		AIS
SSEWDM09152D	93	2,029	M1	52		AIS
SSEWDM09152D-B	93	2,215	M1	52		AIS
SSEWDM09154C	93	2,059	M1	52		AIS
SSEWDM09154C-B	93	2,215	M1	52		AIS

(1) Shipping weight is approximate.

Index

Catalog Number	Page Number	List Price	Mult Sym.	Ship Wgt ⁽¹⁾	Type Code	Prod Family Code
SSEWDM09154D	93	2,059	M1	52		AIS
SSEWDM09154D-B	93	2,215	M1	52		AIS
SSEWDM09222C-B	94	2,789	M1	52		AIS
SSEWDM09222D-B	93	2,789	M1	52		AIS
SSEWDM09556C-B	93	2,136	M1	48		AIS
SSEWDM09556D-B	93	2,136	M1	48		AIS
SSEWDM09756C-B	93	2,550	M1	52		AIS
SSEWDM09756D-B	93	2,550	M1	52		AIS
SSEWDM10032-B	93	3,189	M1	61		AIS
SSEWDM10032C-B	94	3,089	M1	60.5		AIS
SSEWDM10032D-B	93	3,089	M1	60.5		AIS
SSEWDM10034-B	93	3,189	M1	57		AIS
SSEWDM10034C-B	94	3,089	M1	57		AIS
SSEWDM10034D-B	93	3,089	M1	57		AIS
SSEWDM10156-B	93	3,325	M1	58		AIS
SSEWDM10156C-B	93	3,279	M1	58		AIS
SSEWDM10156D-B	93	3,279	M1	58		AIS
SSEWDM10224-B	93	2,925	M1	57		AIS
SSEWDM10224C-B	94	2,789	M1	57		AIS
SSEWDM10224D-B	93	2,789	M1	57		AIS
SUL50104SM	134	6,298	S1	240		SU1
SUL50106SM	134	6,590	S1	240		SU1
SUL50154SM	134	6,298	S1	291		SU1
SUL50156SM	134	7,535	S1	256		SU1
SUL50204SM	134	6,982	S1	250		SU1
SUL50304	134	8,729	S1	260		SU1
SUL50304SM	134	8,729	S1	256		SU1
SUL50306SM	134	10,700	S1	315		SU1
SUL50504	134	11,623	S1	369		SU1
SUM20754	136	5,897	S1	335		SU3
SUM20754-4	136	5,897	S1	340		SU3
SUM21004	136	7,077	S1	351		SU3
SUM21004-4	136	7,077	S1	367		SU3
SUM21504	136	8,914	S1	368		SU3
SUM21504-4	136	8,914	S1	377		SU3
SUM70104SM	135	5,612	S1	169		SU3
SUM70154SM	135	5,749	S1	175		SU3
SUM70204SM	135	5,856	S1	183		SU3
SUM70204SM-8	135	5,856	S1	182		SU3
SUM70304SM	135	5,920	S1	200		SU3
SUM70306	135	6,016	S1	235		SU3
SUM70504	135	6,172	S1	240		SU3
SUM70504-4	135	6,172	S1	235		SU3
SUM70504-8	135	6,172	S1	235		SU3
SUM70504SM-4	135	6,172	S1	235		SU3
SUM70506	135	8,153	S1	235		SU3
SUM70754	135	10,071	S1	350		SU3
SUM70754-4	135	7,723	S1	243		SU3
SUM70754SM-4	135	7,723	S1	245		SU3
SUM70756	135	9,009	S1	245		SU3
SUM70756-4	135	9,009	S1	245		SU3
SUM710004-4	136	41,185	S1	350		SU3
SUM710006-4	136	50,906	S1	350		SU3
SUM71004	135	8,324	S1	356		SU3
SUM71004-4	135	8,324	S1	356		SU3
SUM71004SM-4	135	8,324	S1	391		SU3
SUM71006	135	11,015	S1	356		SU3
SUM71006-4	135	11,015	S1	391		SU3
SUM71504	135	11,015	S1	391		SU3
SUM71504-4	135	10,663	S1	376		SU3
SUM71504SM-4	135	10,663	S1	374		SU3
SUM71506-4	135	13,228	S1	374		SU3
SUM72004-4	135	12,383	S1	374		SU3
SUM72004SM-4	135	13,228	S1	469		SU3
SUM72006-4	135	14,587	S1	378		SU3
SUM72504-4	135	13,650	S1	407		SU3
SUM72504SM-4	135	13,650	S1	474		SU3
SUM72506-4	135	18,927	S1	495		SU3
SUM72506SM-4	135	18,927	S1	496		SU3
SUM73004-4	135	14,744	S1	517		SU3
SUM73004SM-4	135	14,744	S1	445		SU3
SUM73006-4	135	22,712	S1	496		SU3
SUM74004-4	135	19,961	S1	496		SU3
SUM75004-4	136	23,360	S1	445		SU3
SUM75004SM-4	136	23,360	S1	445		SU3
SUM75006-4	136	25,332	S1	1150		SU3
SUM76004-4	136	29,877	S1	510		SU3

Catalog Number	Page Number	List Price	Mult Sym.	Ship Wgt ⁽¹⁾	Type Code	Prod Family Code
SUM77504-4	136	38,734	S1	882		SU3
SUM77506-4	136	39,606	S1	880		SU3
TK3300	233	202	S1	872		
TK3400	233	358	S1	950		
TK3500	233	377	S1	956		
TK3600	233	498	S1	1374		
TK3600PM	233	498	S1	1340		
TKP1836ENC	231	867	S1	1500		
TKP1836XP	231	1,142	A8	1		
TKP2136AC	231	65	A8	2		
TKP2136NC	231	65	A8	3		
TKP2136XC	231	1,689	A8	16		
TKP2136XPT	231	1,142	A8	13		
TKP400AC	231	65	A8	1		
TKP400ENC	231	867	A8	16		
TKP400NC	231	65	A8	1		
TKP400XP	231	1,142	A8	2		
TKP500AC	231	65	A8	1		
TKP500ENC	231	867	A8	17		
TKP500NC	231	575	A8	1		
TKP500XC	231	1,689	A8	7		
TKP500XP	231	1,142	A8	3		
UCC10150	161	2,389	L1	127		FD1
UCC5700	161	1,150	L1	74		FD1
UCC7100	161	1,264	L1	78		FD1
UCL1015	160	2,212	L1	137		FD1
UCL3145	160	1,043	L1	59	3744LC	FD1
UCL345	160	1,086	L1	72	354LC	FD1
UCL570	160	1,283	L1	91	3634L	FD1
UCL710	160	1,376	L1	89	3646L	FD1
UCL7510	160	1,742	L1	117	3646LC	FD1
UCLE1015	160	2,252	L1	167	3729L	FD1
UCLE153	160	1,078	L1	52	375LC	FD1
UCLE3145	160	1,104	L1	61	3532LC	FD1
UCLE570	160	1,344	L1	93	354LC	FD1
UCLE7510	160	1,453	L1	95	3646LC	FD1
UCM1014	160	1,459	L1	112	3646LC	FD3
UCM575	160	949	L1	66	3726M	FD3
UCM713	160	1,135	L1	89	3628M	FD3
UCME1014	160	1,507	L1	124	3646M	FD3
UCME153	160	758	L1	39	3733M	FD3
UCME3145	160	801	L1	46	3524M	FD3
UCME570	160	1,006	L1	69	3528M	FD3
UCME7510	160	1,180	L1	85	3628M	FD3
UCME759	160	1,180	L1	84	364M	FD3
VAOM3527	148	798	K	57	364M	HV3
VAOM3560	148	673	K	51	3546M	HV3
VBL3507	178	1,483	K	41	3528M	BE1
VBL3510	178	1,571	K	49	3428LC	BE1
VBL3510T	178	1,571	L1	49	3522LC	BE1
VBM3108	182	957	K	28	352L	BE3
VBM3112	182	1,112	K	31	3416M	BE3
VBM3116	182	1,211	K	33	342M	BE3
VBM3154	182	1,407	K	44	3424M	BE3
VBM3218T	182	2,691	L1	84	3519M	BE3
VBM3538	179	1,016	K	31	363M	BE3
VBM3538-55	177	1,204	K	42		UH3
VBM3538-D	176	1,242	K	46		UH3
VBM3538-S	177	1,179	K	41	3511M	UH3
VBM3542	179	1,190	K	35	3511M	BE3
VBM3542-5	179	1,190	K	40	31516M	BE3
VBM3542-D	176	1,289	K	52		UH3
VBM3542-S	177	1,226	K	47	3514M	UH3
VBNM3538-D	176	1,270	K	44		UH3
VBNM3542-D	176	1,319	K	48		UH3
VDM3537	55	624	SD	25	3533M	SDD
VDM3538	55	646	SD	28		SDD
VDM3541	55	660	SD	27		SDD
VDM3542	55	672	SD	31		SDD
VEBM3116T	182	1,543	L1	44		BE3
VEBM3154T	182	1,612	L1	44	3519M	BE3
VEBM3157T	182	1,667	L1	51	3522M	BE3
VEBM3211T	182	1,912	L1	81	3525M	BE3
VEBM3218T	182	2,300	L1	111	363M	BE3
VEBM3218T-DI	181	2,300	L1	122		BE3
VEBM3248T	182	1,997	L1	99	364M	BE3
VEBM3542-D	176	1,415	K	51		UH3

(1) Shipping weight is approximate.

Index

Catalog Number	Page Number	List Price	Mult Sym.	Ship Wgt ⁽¹⁾	Type Code	Prod Family Code
VEBM3546	179	1,370	K	45	3517M	BE3
VEBM3546-5S	177	1,397	K	51		UH3
VEBM3546-D	176	1,472	K	54		UH3
VEBM3546-S	177	1,372	K	51	3519M	UH3
VEBM3546T	179	1,571	L1	45	3519M	BE3
VEBM3546T-5	179	1,571	L1	44	3519M	BE3
VEBM3546T-5D	176	1,606	L1	52		UH3
VEBM3546T-D	176	1,581	L1	51		UH3
VEBM3546T-S	177	1,383	L1	51	3519M	UH3
VEBM3554	179	1,645	K	53	3519M	BE3
VEBM3554-D	176	1,533	K	58		UH3
VEBM3554-S	177	1,487	K	54	3526M	UH3
VEBM3554T	179	1,692	L1	52	3526M	BE3
VEBM3554T-5D	176	1,670	L1	55		UH3
VEBM3554T-5S	177	1,522	L1	54		UH3
VEBM3554T-D	176	1,645	L1	58		UH3
VEBM3554T-S	177	1,497	L1	54	3526M	UH3
VEBM3558	179	1,694	K	56	3526M	BE3
VEBM3558-D	176	1,671	K	57		UH3
VEBM3558-S	177	1,535	K	58	3528M	UH3
VEBM3558T	179	1,740	L1	57	3528M	BE3
VEBM3558T-5D	176	1,705	L1	62		UH3
VEBM3558T-D	176	1,680	L1	62		UH3
VEBM3558T-S	177	1,545	L1	58	3528M	UH3
VEBM3611T	179	1,945	L1	82	3528M	BE3
VEBM3611T-5D	176	2,282	L1	111		UH3
VEBM3611T-D	176	2,218	L1	111		UH3
VEBM3611T-S	177	1,850	L1	83	3631M	UH3
VEBM3615T	179	2,279	L1	99	3631M	BE3
VEBM3615T-5D	176	2,738	L1	117		UH3
VEBM3615T-D	176	2,674	L1	117		UH3
VEBM3615T-DI	181	2,279	L1	125		BE3
VEBM3615T-S	177	2,152	L1	116	3642M	UH3
VEBM3710T	179	4,179	L1	172	3642M	BE3
VEBM3710T-D	176	3,641	L1	127		UH3
VEBM3714T	179	4,557	L1	165	3738M	BE3
VEBM3714T-D	176	4,222	L1	177		UH3
VEBNM3538	179	1,434	K	37	3752M	BE3
VEBNM3542	179	1,612	K	53	3516M	BE3
VEBNM3546-D	176	1,485	K	51		UH3
VEBNM3554T-D	176	1,612	L1	62		UH3
VECP2276T	46	3,392	SD	338	3533M	SDM
VECP2332T	46	4,246	SD	348	954M	SDM
VECP2333T	46	3,279	SD	314	96M	SDM
VECP2333T-4	46	3,279	SD	313	944M	SDM
VECP2334T	46	3,476	SD	338	944M	SDM
VECP2334T-4	46	3,476	SD	365	952M	SDM
VECP3580-4	46	1,001	SD	61	952M	SDM
VECP3581	46	1,094	SD	66	516M	SDM
VECP3581-4	46	1,094	SD	66	524M	SDM
VECP3581T	46	1,094	SD	67	524M	SDM
VECP3581T-4	46	1,094	SD	66	524M	SDM
VECP3582T	46	1,205	SD	69	524M	SDM
VECP3583T-4	46	1,129	SD	67	526M	SDM
VECP3584T	46	1,112	SD	71	524M	SDM
VECP3584T-4	46	1,112	SD	71	53M	SDM
VECP3586T-4	46	1,182	SD	74	53M	SDM
VECP3587T	46	1,158	SD	75	532M	SDM
VECP3587T-4	46	1,158	SD	75	535M	SDM
VECP3660T-4	46	1,419	SD	113	535M	SDM
VECP3661T	46	1,487	SD	112	628M	SDM
VECP3661T-4	46	1,487	SD	115	632M	SDM
VECP3663T-4	46	1,727	SD	118	632M	SDM
VECP3664T	46	1,451	SD	114	634M	SDM
VECP3665T	46	1,513	SD	119	642M	SDM
VECP3665T-4	46	1,513	SD	119	641M	SDM
VECP3667T	46	1,431	SD	113	641M	SDM
VECP3764T	46	2,140	SD	165	63M	SDM
VECP3768T	46	2,165	SD	225	737M	SDM
VECP3769T-4	46	2,313	SD	173	748M	SDM
VECP3770T	46	1,966	SD	171	731M	SDM
VECP3770T-4	46	1,966	SD	171	735M	SDM
VECP3771T-4	46	2,450	SD	213	735M	SDM
VECP3774T	46	2,322	SD	231	742M	SDM
VECP3774T-4	46	2,322	SD	231	748M	SDM
VECP4100T	46	5,006	SD	513	748M	SDM
VECP4102T	46	6,534	SD	528	156M	SDM

Catalog Number	Page Number	List Price	Mult Sym.	Ship Wgt ⁽¹⁾	Type Code	Prod Family Code
VECP4103T	46	4,602	SD	483	162M	SDM
VECP4111T	46	6,877	SD	636	146M	SDM
VECP82333T-4	52	3,318	SD	324	126M	SD8
VECP82334T-4	52	3,517	SD	355	944M	SD8
VECP82394T-4	52	3,403	SD	314	96M	SD8
VECP83583T-4	52	1,153	SD	75	934M	SD8
VECP83584T-4	52	1,199	SD	76	524M	SD8
VECP83586T-4	52	1,264	SD	83	53M	SD8
VECP83587T-4	52	1,250	SD	79	535M	SD8
VECP83660T-4	52	1,536	SD	121	535M	SD8
VECP83661T-4	52	1,628	SD	117	632M	SD8
VECP83663T-4	52	1,871	SD	132	632M	SD8
VECP83665T-4	52	1,637	SD	128	643M	SD8
VECP83769T-4	52	2,414	SD	179	641M	SD8
VECP83770T-4	52	2,062	SD	211	731M	SD8
VECP83771T-4	52	2,563	SD	225	737M	SD8
VECP83774T-4	52	2,499	SD	231	742M	SD8
VECP84106T-4	52	3,879	SD	319	748M	SD8
VEDM3545	55	907	SD	28	954M	SDD
VEDM3546	55	1,004	SD	37		SDD
VEDM3550	55	992	SD	44		SDD
VEDM3554	55	1,086	SD	42		SDD
VEDM3558	55	1,133	SD	47		SDD
VEDM3558T	55	1,143	SD	47		SDD
VEDM3611T	55	1,262	SD	86		SDD
VEDM3615T	55	1,291	SD	91		SDD
VEDM3710T	55	1,920	SD	131		SDD
VEDM3714T	55	2,091	SD	147		SDD
VEFWDM3546	80	1,062	WD	38		WDW
VEFWDM3546T	80	1,070	WD	36	3519M	WDW
VEFWDM3554T	80	1,148	WD	43	3519M	WDW
VEJMM2333T	126	3,297	L1	278	3526M	PC3
VEJMM2333T-5	126	3,020	L1	255	944M	PC3
VEJMM2334T	126	3,510	L1	313	944M	PC3
VEJMM2334T-5	126	3,510	L1	313	952M	PC3
VEJMM3116T	128	707	L1	37	952M	PC3
VEJMM3154T	128	758	L1	43	3519M	PC3
VEJMM3157T	128	829	L1	46	3522M	PC3
VEJMM3158T	128	878	L1	48	3525M	PC3
VEJMM3211T	128	910	L1	74	3528M	PC3
VEJMM3212T	128	1,050	L1	63	363M	PC3
VEJMM3218T	128	1,030	L1	84	3623M	PC3
VEJMM3219T	128	1,515	L1	77	364M	PC3
VEJMM3311T	128	1,554	L1	125	3632M	PC3
VEJMM3312T	128	1,774	L1	121	3733M	PC3
VEJMM3313T	128	1,682	L1	165	3728M	PC3
VEJMM3314T	128	2,379	L1	131	3752M	PC3
VEJMM3546T	126	691	L1	38	3734M	PC3
VEJMM3546T-5	126	889	L1	38	3519M	PC3
VEJMM3554T	126	729	L1	45	3519M	PC3
VEJMM3554T-5	126	971	L1	41	3526M	PC3
VEJMM3558T	126	873	L1	44	3526M	PC3
VEJMM3558T-5	126	1,018	L1	45	3528M	PC3
VEJMM3611T	126	996	L1	74	3528M	PC3
VEJMM3611T-5	126	1,146	L1	71	3631M	PC3
VEJMM3615T	126	1,175	L1	91	3631M	PC3
VEJMM3615T-5	126	1,175	L1	93	3642M	PC3
VEJMM3709T	126	1,799	L1	121	3728M	PC3
VEJMM3710T	126	1,682	L1	136	3642M	PC3
VEJMM3710T-5	126	1,660	L1	127	3738M	PC3
VEJMM3714T	126	1,948	L1	165	3736M	PC3
VEJMM3714T-5	126	1,831	L1	165	3752M	PC3
VEL11301	17	473	K	27	3752M	GO1
VEL11303	17	493	K	24	3418LC	GO1
VEL11304	17	527	K	32	3413LC	GO1
VEL11305	17	817	K	42	3424LC	GO1
VEL11306	17	514	K	39	3526LC	GO1
VEL11307	17	622	K	44	3428LC	GO1
VEL11308	17	916	K	47	3524LC	GO1
VEL11309	17	598	K	43	353LC	GO1
VEL11313	17	676	K	52	3524LC	GO1
VEL11317	17	743	K	66	3532LC	GO1
VEL11318	17	712	K	44	354LC	GO1
VEL11319	17	842	K	59	3528LC	GO1
VEM2332T	30	3,492	L1	322	354LC	GE3
VEM2333T	30	2,889	L1	268	96M	GE3
VEM2333T-5	31	2,889	L1	266	944M	GE3

(1) Shipping weight is approximate.

Index

Catalog Number	Page Number	List Price	Mult Sym.	Ship Wgt ⁽¹⁾	Type Code	Prod Family Code
VEM2334T	30	3,379	L1	313	944M	GE3
VEM2334T-5	31	3,379	L1	296	952M	GE3
VEM2394T	30	3,103	L1	225	952M	GE3
VEM2513T	37	2,692	L1	234	75M	GO3
VEM2514T	37	2,727	L1	185	3938M	GO3
VEM2515T	37	2,922	L1	221	3928M	GO3
VEM2516T	37	3,209	L1	233	3944M	GO3
VEM2531T	37	3,749	L1	377	3938M	GO3
VEM2534T	37	3,987	L1	321	45M	GO3
VEM31104	37	479	K	24	44M	GO3
VEM31107	37	510	K	24	3416M	GO3
VEM31108	37	525	K	31	3416M	GO3
VEM31109	37	571	K	34	3424M	GO3
VEM31111	37	508	K	25	3428M	GO3
VEM31112	37	575	K	32	3416M	GO3
VEM31115	37	520	K	27	3516M	GO3
VEM31116	37	604	K	37	342M	GO3
VEM31120	37	536	K	34	352M	GO3
VEM31153	37	696	K	39	3518M	GO3
VEM31154	37	659	K	35	3524M	GO3
VEM31155	37	600	K	43	3526M	GO3
VEM31157	37	690	K	48	3524M	GO3
VEM31158	37	669	K	51	353M	GO3
VEM3116T	37	749	L1	38	3528M	GO3
VEM3120T	37	650	L1	34	3519M	GO3
VEM3154T	37	781	L1	37	3518M	GO3
VEM3155T	37	756	L1	43	3522M	GO3
VEM3156T	37	765	L1	39	3524M	GO3
VEM3157T	37	834	L1	43	3524M	GO3
VEM3158T	37	765	L1	51	3525M	GO3
VEM3159T	37	889	L1	68	3532M	GO3
VEM3161T	37	794	L1	74	3628M	GO3
VEM3211T	37	930	L1	74	363M	GO3
VEM3212T	37	866	L1	64	363M	GO3
VEM3215T	37	942	L1	82	3544M	GO3
VEM3218T	37	1,012	L1	92	3636M	GO3
VEM3219T	37	1,331	L1	77	364M	GO3
VEM3305T	37	1,269	L1	137	3632M	GO3
VEM3309T	37	1,613	L1	141	3733M	GO3
VEM3311T	37	1,543	L1	121	3744M	GO3
VEM3312T	37	1,602	L1	121	3733M	GO3
VEM3313T	37	1,834	L1	132	3728M	GO3
VEM3314T	37	2,207	L1	131	3739M	GO3
VEM3538	29	695	LS	31	3734M	GE3
VEM3542	29	738	LS	35	3513M	GE3
VEM3545	29	669	K	32	3517M	GE3
VEM3545-5	30	669	K	27	3516M	GE3
VEM3545-57	198	631	K	35	3516M	501
VEM3546	29	766	LS	36	3516M	GE3
VEM3546-5	30	766	LS	35	3519M	GE3
VEM3546-57	198	625	K	34	3519M	501
VEM3546T	29	776	LS	36	3518M	GE3
VEM3546T-5	30	776	LS	36	3519M	GE3
VEM3546T-57	198	625	L1	34	3519M	501
VEM3550	29	754	K	35	3518M	GE3
VEM3550-5	30	754	K	38	352M	GE3
VEM3550T	29	764	L1	38	352M	GE3
VEM3550T-5	30	764	L1	35	352M	GE3
VEM3550T-57	198	686	L1	43	352M	501
VEM3554	29	848	LS	42	3524M	GE3
VEM3554-5	30	848	K	51	3526M	GE3
VEM3554T	29	858	LS	41	3533M	GE3
VEM3554T-5	30	858	LS	41	3526M	GE3
VEM3554T-57	198	649	L1	41	3526M	501
VEM3555	30	823	K	43	3526M	GE3
VEM3555-5	30	823	K	41	3526M	GE3
VEM3555-57	198	681	K	51	3526M	501
VEM3555T	30	833	L1	41	3532M	GE3
VEM3555T-57	198	749	L1	51	3526M	501
VEM3556	29	874	K	43	3532M	GE3
VEM3556T	29	884	L1	41	3526M	GE3
VEM3557	29	903	K	72	3526M	GE3
VEM3557T	29	913	L1	72	3632M	GE3
VEM3558	30	895	LS	46	3632M	GE3
VEM3558-5	30	895	K	45	3528M	GE3
VEM3558T	198	905	LS	47	3528M	GE3
VEM3558T-5	30	905	LS	46	3528M	GE3

Catalog Number	Page Number	List Price	Mult Sym.	Ship Wgt ⁽¹⁾	Type Code	Prod Family Code
VEM3558T-57	198	688	L1	45	3528M	501
VEM3559	30	899	K	51	3528M	GE3
VEM3559-5	31	899	K	51	3532M	GE3
VEM3559T	30	909	L1	51	3532M	GE3
VEM3561	30	868	K	71	3532M	GE3
VEM3561T	30	878	L1	71	3631M	GE3
VEM3581	29	978	K	52	3631M	GE3
VEM3581T	29	978	L1	54	519M	GE3
VEM3581T-5	30	978	L1	53	519M	GE3
VEM3584T	29	1,012	L1	61	519M	GE3
VEM3584T-5	30	1,012	L1	58	526M	GE3
VEM3587T	30	1,058	L1	59	526M	GE3
VEM3587T-5	30	1,058	L1	61	527M	GE3
VEM3609	171	1,444	L1	45	527M	DPL
VEM3610T	30	954	L1	51	3528M	GE3
VEM3610T-5	31	954	L1	53	3532M	GE3
VEM3611	171	1,493	L1	71	3532M	DPL
VEM3611T	30	962	LS	73	3631M	GE3
VEM3611T-5	31	962	L1	71	3631M	GE3
VEM3613	171	1,341	L1	74	3631M	DPL
VEM3613T	30	1,050	L1	75	363M	GE3
VEM3613T-5	31	1,050	L1	74	363M	GE3
VEM3614	171	1,632	L1	97	363M	DPL
VEM3614T	30	1,109	L1	91	3644M	GE3
VEM3615	171	1,704	L1	93	3646M	DPL
VEM3615T	30	991	LS	88	3642M	GE3
VEM3615T-5	31	991	L1	88	3642M	GE3
VEM3616T	30	1,362	L1	96	3642M	GE3
VEM3661T	30	1,226	L1	98	3646M	GE3
VEM3661T-5	31	1,226	L1	98	632M	GE3
VEM3663T	30	1,448	L1	99	632M	GE3
VEM3664T	30	1,336	L1	113	628M	GE3
VEM3665T	30	1,252	L1	119	642M	GE3
VEM3665T-5	31	1,252	L1	111	641M	GE3
VEM3704T	30	1,488	L1	132	641M	GE3
VEM3708T	30	1,663	L1	149	3739M	GE3
VEM3709T	30	1,604	L1	96	3754M	GE3
VEM3709T-5	31	1,604	L1	111	3646M	GE3
VEM3710T	30	1,465	L1	129	3646M	GE3
VEM3710T-5	31	1,465	L1	123	3738M	GE3
VEM3711T	30	1,624	L1	125	3738M	GE3
VEM3711T-5	31	1,624	L1	118	3732M	GE3
VEM3713T	30	2,234	L1	171	3729M	GE3
VEM3713T-5	31	2,234	L1	169	375M	GE3
VEM3714T	30	1,636	L1	165	3752M	GE3
VEM3714T-5	31	1,636	L1	165	3752M	GE3
VEM3770T	30	1,700	L1	171	3752M	GE3
VEM3770T-5	31	1,700	L1	171	735M	GE3
VEM3774T	30	1,883	L1	197	735M	GE3
VEM3774T-5	31	1,883	L1	231	748M	GE3
VEM4103T	30	4,431	L1	425	748M	GE3
VEM4104T	30	5,112	L1	286	146M	GE3
VEM4106T	30	3,349	L1	229	156M	GE3
VEM4107T	30	4,383	L1	283	936M	GE3
VEM4108T	30	5,062	L1	299	946M	GE3
VEM7013	102	1,140	K	32	95M	XPM
VEM7014	102, 108	1,333	K	51	3418M	XPM
VEM7014-5	100	1,333	K	42	3519M	XPM
VEM7014-I	198	1,366	SD	52		XPD
VEM7014T	102	1,333	L1	51	3519M	XPM
VEM7014T-5	100	1,324	L1	44	3519M	XPM
VEM7014T-I	108	1,366	SD	52	3519M	XPD
VEM7018T	102	1,319	L1	47	3519M	XPM
VEM7026T	102	1,723	L1	81	352M	XPM
VEM7032	102	1,541	K	49	3622M	XPM
VEM7034	102	1,444	K	51	3526M	XPM
VEM7034-I	108	1,554	SD	56	3526M	XPD
VEM7034T	102	1,444	L1	51	3526M	XPM
VEM7034T-5	100	1,443	L1	51	3526M	XPM
VEM7034T-I	108	1,554	SD	59	3526M	XPD
VEM7035T	102	1,649	L1	112	3526M	XPM
VEM7037	102	1,530	K	59	3632M	XPM
VEM7037T	102	1,530	L1	59	3528M	XPM
VEM7037T-5	100	1,529	L1	54	3528M	XPM
VEM7037T-I	108	1,648	SD	62	3528M	XPD
VEM7042T	102	1,851	L1	118	353M	XPM
VEM7042T-5	100	1,727	L1	95	3631M	XPM

(1) Shipping weight is approximate.

Index

Catalog Number	Page Number	List Price	Mult Sym.	Ship Wgt ⁽¹⁾	Type Code	Prod Family Code
VEM7042T-I	108	1,851	SD	118	3631M	XPD
VEM7044T	102	2,241	L1	118	3631M	XPM
VEM7044T-5	100	2,040	L1	111	3642M	XPM
VEM7044T-I	108	2,241	SD	122	3642M	XPD
VEM7045T	102	2,867	L1	149	3643M	XPM
VEM7047T	102,108	2,631	L1	161	3728M	XPM
VEM7047T-5	100	2,631	L1	161	3738M	XPM
VEM7047T-I	198	2,626	SD	170		XPD
VEM7054T-I	108	4,609	SD	374	3736M	XPD
VEM7056T-I	108	5,467	SD	393	944M	XPD
VEM7058T-I	108	6,688	SD	561	952M	XPD
VEM7060T-I	108	7,767	SD	572	15M	XPD
VEM7062T-I	108	10,349	SD	721	156M	XPD
VEM7064T-I	108	11,776	SD	771	1254M	XPD
VEM7071T	102	1,451	L1	55	1276M	XPM
VEM7072T	102	2,152	L1	93	3526M	XPM
VEM7073T	102	2,529	L1	115	363M	XPM
VEM7075T	102	1,634	L1	59	3646M	XPM
VEM7170T	102	3,204	L1	249	3532M	XPM
VEM7170T-I	108	3,199	SD	252	748M	XPD
VENCP83580T-4	52	985	SD	59	75M	SD8
VENCP83581T-4	52	1,063	SD	63	52M	SD8
VENM3538	29	641	K	32	524M	GE3
VENM3542	29	700	L1	33	3516M	GE3
VENM3546	29	766	K	38	3517M	GE3
VENM3546T	29	776	L1	41	3519M	GE3
VENM3581T	29	978	L1	56	3524M	GE3
VESWDM3546	87	1,095	WD	39	524M	WDP
VESWDM3546T	87	1,099	WD	43	3524M	WDP
VESWDM3554	87	1,192	WD	47	3525M	WDP
VESWDM3554T	87	1,192	WD	49	3533M	WDP
VESWDM3558T	87	1,361	WD	55	3533M	WDP
VEUHM3538	174	607	K	33	3536M	UH3
VEUHM3542	174	645	K	35	3513M	UH3
VEUHM3546	174	664	K	38	3517M	UH3
VEUHM3546-5	174	689	K	38	3519M	UH3
VEUHM3546T	174	676	L1	38	3519M	UH3
VEUHM3546T-5	174	701	L1	38	3519M	UH3
VEUHM3554	174	845	K	41	3519M	UH3
VEUHM3554T	174	706	L1	43	3526M	UH3
VEUHM3554T-5	174	731	L1	44	3526M	UH3
VEUHM3558	174	891	K	45	3526M	UH3
VEUHM3558T	174	784	L1	48	3528M	UH3
VEUHM3558T-5	174	809	L1	48	3528M	UH3
VEUHM3611T	174	891	L1	73	3528M	UH3
VEUHM3615T	174	980	L1	88	3631M	UH3
VEUHM3710T	174	1,445	L1	151	3642M	UH3
VEWDM3538	80	868	WD	32	3738M	WDW
VEWDM3542	80	955	WD	32	3516M	WDW
VEWDM3546	80	1,034	WD	41	3517M	WDW
VEWDM3546T	80	1,042	WD	41	3524M	WDW
VEWDM3554	80	1,110	WD	48	3524M	WDW
VEWDM3554T	80	1,119	WD	48	3533M	WDW
VEWDM3558	80	1,181	WD	46	3533M	WDW
VEWDM3558T	80	1,204	WD	47	3528M	WDW
VEWDM3559	80	1,368	WD	51	3528M	WDW
VEWDM3611T	80	1,513	WD	73	3532M	WDW
VEWDM3615T	80	1,715	WD	89	3631M	WDW
VEWDM3651T	80	1,524	WD	111	3642M	WDW
VEWDM3710T	80	2,294	WD	151	3646M	WDW
VEWDM3714T	80	2,465	WD	165	3738M	WDW
VFDEM3546	156	742	K	37		FD3
VFDEM3554	156	760	K	41		FD3
VFDL3516TM	157	1,298	L1	53	3752M	FD1
VFDL3610TM	157	1,758	L1	98	3535LC	FD1
VFDL3612TM	157	2,147	L1	111	364LC	FD1
VFDL3501M	157	585	K	23	3646LC	FD1
VFDL3504M	157	670	K	27	3414L	FD1
VFDL3507M	157	780	K	44	3421L	FD1
VFDL3510M	157	882	K	41	3432LC	FD1
VFDL3514M	157	999	K	48	3524L	FD1
VFDL3516TM	157	1,298	L1	53	3532LC	FD1
VFDL3610TM	157	1,758	L1	98	3535LC	FD1
VFDL3612TM	157	2,147	L1	111	364LC	FD1
VFDM3538	156	515	K	24		FD3
VFDM3542	156	557	K	27		FD3
VFSFWD3538-E	74	1,636	FS	35		WDF

Catalog Number	Page Number	List Price	Mult Sym.	Ship Wgt ⁽¹⁾	Type Code	Prod Family Code
VFSFWD3542-E	74	1,691	FS	37		WDF
VFSFWD3546-E	74	1,767	FS	44		WDF
VFSFWD3546T-E	74	1,782	FS	37		WDF
VFSWDL3503	71	1,305	FS	33		WDF
VFSWDL3504	71	1,404	FS	41		WDF
VFSWDL3506	71	1,453	FS	33		WDF
VFSWDL3507	71	1,543	FS	47		WDF
VFSWDL3509	71	1,556	FS	41		WDF
VFSWDL3510	71	1,665	FS	63		WDF
VFSWDM3537-E	74	1,546	FS	35		WDF
VFSWDM3538-E	74	1,573	FS	35		WDF
VFSWDM3541-E	74	1,602	FS	38		WDF
VFSWDM3542-E	74	1,628	FS	41		WDF
VFSWDM3543-E	74	1,959	FS	45		WDF
VFSWDM3545-E	74	1,685	FS	37		WDF
VFSWDM3546-E	74	1,702	FS	37		WDF
VFSWDM3546T-E	74	1,719	FS	37		WDF
VFSWDM3550-E	74	1,786	FS	53		WDF
VFSWDM3550T-E	74	1,802	FS	50		WDF
VFSWDM3554-E	74	1,826	FS	45		WDF
VFSWDM3554T-E	74	1,877	FS	45		WDF
VFSWDM3555T-E	74	2,137	FS	50		WDF
VFSWDM3556-E	74	2,028	FS	45		WDF
VFSWDM3558-E	74	2,122	FS	56		WDF
VFSWDM3558T-E	74	2,164	FS	63		WDF
VFSWDM3559T-E	74	2,529	FS	63		WDF
VFSWDM3611T-E	74	2,591	FS	86		WDF
VFSWDM3613T-E	74	2,749	FS	81		WDF
VFSWDM3615T-E	74	2,771	FS	101		WDF
VFSWDM3709T-E	74	3,438	FS	131		WDF
VFSWDM3710T-E	74	3,511	FS	136		WDF
VFSWDM3711T-E	74	3,916	FS	149		WDF
VFSWDM3713T-E	74	5,939	FS	187		WDF
VFSWDM3714T-E	74	4,158	FS	187		WDF
VFSWDM3554-E	74	1,763	FS	59		WDF
VFSWDM3554T-E	74	1,814	FS	59		WDF
VFSWDM3555-E	74	2,029	FS	63		WDF
VFSWDM3555T-E	74	2,074	FS	63		WDF
VFSWDM3558-E	74	2,059	FS	63		WDF
VFSWDM3558T-E	74	2,100	FS	63		WDF
VFSWDM3610T-E	74	2,602	FS	96		WDF
VFSWDM3611T-E	74	2,510	FS	101		WDF
VFWDM3538	80	678	WD	29	3646LC	WDW
VFWDM3542	80	733	WD	31	3512M	WDW
VHECP2333T	131	4,562	SD	316	3514M	PV3
VHECP2334T	131	5,181	SD	337	944M	PV3
VHECP2394T	131	4,401	SD	296	952M	PV3
VHECP3660T	131	2,394	SD	121	934M	PV3
VHECP3661T	131	2,144	SD	129	624M	PV3
VHECP3663T	131	3,092	SD	99	632M	PV3
VHECP3665T	131	2,855	SD	141	632M	PV3
VHECP3769T	131	3,661	SD	173	641M	PV3
VHECP3770T	131	3,543	SD	171	726M	PV3
VHECP3771T	131	3,818	SD	213	735M	PV3
VHECP3774T	131	3,975	SD	231	742M	PV3
VHECP4103T	131	5,780	SD	518	748M	PV3
VHECP4104T	131	6,486	SD	563	146M	PV3
VHECP4106T	131	4,786	SD	325	16M	PV3
VHECP4107T	131	5,089	SD	337	944M	PV3
VHECP4108T	131	5,604	SD	361	95M	PV3
VHECP4109T	131	7,844	SD	611	954M	PV3
VHECP4110T	131	7,335	SD	651	124M	PV3
VHECP4114T	131	9,612	SD	668	126M	PV3
VHECP4115T	131	10,362	SD	764	1256M	PV3
VHECP4310T	131	12,280	SD	959	1272M	PV3
VHECP4313T	131	15,342	SD	1142	A3656M	PV3
VHECP4314T	131	12,819	SD	969	A3668M	PV3
VHECP4316T	131	15,611	SD	1118	A3662M	PV3
VHEM2513T	133	3,172	L1	361	A367M	PV3
VHEM2514T	133	3,207	L1	229	948M	PV3
VHEM2515T	133	3,402	L1	283	936M	PV3
VHEM2516T	133	3,689	L1	283	946M	PV3
VHEM2531T	133	4,143	L1	421	946M	PV3
VHEM2534T	133	4,381	L1	385	146M	PV3
VHEM2535T	133	4,439	L1	461	142M	PV3
VHEM2538T	133	5,362	L1	411	172M	PV3
VHEM2539T	133	5,846	L1	611	146M	PV3

(1) Shipping weight is approximate.

Index

Catalog Number	Page Number	List Price	Mult Sym.	Ship Wgt ⁽¹⁾	Type Code	Prod Family Code
VHEM2542T	133	6,106	L1	511	125M	PV3
VHEM2543T	133	6,313	L1	711	125M	PV3
VHEM2546T	133	7,373	L1	641	1272M	PV3
VHEM3210T	133	1,069	L1	61	1268M	PV3
VHEM3211T	133	1,200	L1	111	62M	PV3
VHEM3212T	133	1,136	L1	95	63M	PV3
VHEM3218T	133	1,282	L1	119	624M	PV3
VHEM3219T	133	1,601	L1	122	641M	PV3
VHEM3311T	133	1,815	L1	173	643M	PV3
VHEM3312T	133	1,874	L1	164		PV3
VHEM3313T	133	2,106	L1	231	73M	PV3
VHEM3314T	133	2,479	L1	213	748M	PV3
VJPFPM2513T	116	2,230	FP	221	3731M	PF3
VJPFPM2514T	116	2,389	FP	145		PF3
VJPFPM2514T-2/4	116	2,389	FP	145		PF3
VJPFPM2515T	116	2,497	FP	231		PF3
VJPFPM2516T	116	2,745	FP	221		PF3
VJPFPM2516T-2/4	116	2,745	FP	221		PF3
VJPFPM2531T	116	3,062	FP	272		PF3
VJPFPM2534T	116	3,250	FP	235		PF3
VJPFPM2534T-2/4	116	3,250	FP	235		PF3
VJPFPM2535T	116	3,758	FP	375		PF3
VJPFPM2538T	116	3,885	FP	263		PF3
VJPFPM2538T-2/4	116	3,885	FP	263		PF3
VJPFPM2539T	116	4,519	FP	375		PF3
VJPFPM2542T	116	4,841	FP	331		PF3
VJPFPM2542T-2/4	116	4,841	FP	331		PF3
VJPFPM2543T	116	5,030	FP	378		PF3
VJPFPM2546T	116	5,730	FP	385		PF3
VJPFPM2546T-2/4	116	5,730	FP	385		PF3
VJPFPM2547T	116	6,232	FP	481		PF3
VJPFPM2549T	116	7,728	FP	472		PF3
VJPFPM2549T-2/4	116	7,728	FP	472		PF3
VJPFPM2550T	116	8,245	FP	523		PF3
VJPFPM2550T-2/4	116	8,245	FP	523		PF3
VJPFPM2551T	116	7,275	FP	565		PF3
VJPFPM3312T	116	1,397	FP	121		PF3
VJPFPM3312T-2/4	116	1,397	FP	121		PF3
VJPFPM3313T	116	1,559	FP	117		PF3
VJPFPM3314T	116	1,795	FP	131		PF3
VJPFPM3314T-2/4	116	1,795	FP	131		PF3
VL1205A	17	315	K	23		GO1
VL1301A	17	379	K	22	3416L	GO1
VL1303A	17	363	K	26	3414L	GO1
VL1304A	17	452	K	25	342L	GO1
VL1306A	17	432	K	31	3418L	GO1
VL1307A	17	590	K	34	3424L	GO1
VL1309A	17	455	K	32	352L	GO1
VL1313A	17	622	K	35	3428L	GO1
VL1317A	17	805	K	44	3432LC	GO1
VL1318A	17	625	K	41	3528L	GO1
VL1321T	17	796	L1	48	3528L	GO1
VL1322T	17	811	L1	49	3535L	GO1
VL1406T	17	985	L1	61	3532LC	GO1
VL1408T	17	997	L1	78	3532LC	GO1
VL3501	14	400	K	22	3634LC	GE1
VL3501-50	198	494	K	17	3414L	5E1
VL3503	14	405	K	23	3418L	GE1
VL3503-50	198	448	K	25	3413L	5E1
VL3504	14	468	K	27	342L	GE1
VL3504-50	198	572	K	31	3421L	5E1
VL3505	14	866	K	43	3428L	GE1
VL3506	14	450	K	29	3528L	GE1
VL3506-50	198	516	K	35	3424L	5E1
VL3506A	14	497	K	28	352L	GE1
VL3507	14	536	K	33	3424L	GE1
VL3507-50	198	678	K	39	3428LC	5E1
VL3508	14	996	K	44	3524L	GE1
VL3509	14	518	K	36	3528LC	GE1
VL3509-50	198	607	K	41	352L	5E1
VL3509A	14	566	K	41	3524L	GE1
VL3510	14	614	K	41	3524L	GE1
VL3510-50	198	776	K	47	3524L	5E1
VL3510T	14	614	L1	44	3532L	GE1
VL3513	14	673	K	41	3524L	GE1
VL3513-50	198	781	K	48	3524L	5E1
VL3513T	14	715	L1	41	3532L	GE1

Catalog Number	Page Number	List Price	Mult Sym.	Ship Wgt ⁽¹⁾	Type Code	Prod Family Code
VL3514	14	696	K	48	3524L	GE1
VL3514-50	198	877	K	51	3532LC	5E1
VL3514T	14	704	L1	51	3535LC	GE1
VL3515	14	862	K	51	3532LC	GE1
VL3515-50	198	991	K	52	3535L	5E1
VL3515T	14	878	L1	51	3535LC	GE1
VL3605	172	1,553	L1	64		DPL
VL3605T	14	1,244	L1	66	3628L	GE1
VL3606T	14	1,388	L1	73	3628L	GE1
VL3609T	14	1,469	L1	79	3634L	GE1
VL4005A	101	557	K	34	3634LC	XP1
VL5000A	101	732	K	29	3416L	XP1
VL5001A	101	748	K	34	3414L	XP1
VL5002A	101	1,002	K	42	3414L	XP1
VL5003A	101	721	K	28	352L	XP1
VL5004A	101	826	K	37	3416L	XP1
VL5005A	101	1,149	K	51	3424L	XP1
VL5006A	101	771	K	41	3528L	XP1
VL5007A	101	920	K	48	3516L	XP1
VL5009A	101	826	K	48	3524L	XP1
VL5023A	101	1,045	K	52	3524L	XP1
VL5024A	101	1,379	K	76	3524L	XP1
VL5027	101	2,194	L1	91	3546L	XP1
VL5030	101	1,189	K	51	3634L	XP1
VLECP2333T	131	3,814	SD	268	1248M	PV3
VLECP2334T	131	4,304	SD	313	944M	PV3
VLECP2394T	131	4,028	SD	225	952M	PV3
VLECP3660T	131	1,752	SD	99	934M	PV3
VLECP3661T	131	1,783	SD	115	628M	PV3
VLECP3663T	131	2,005	SD	115	632M	PV3
VLECP3665T	131	1,809	SD	119	632M	PV3
VLECP3769T	131	2,348	SD	169	641M	PV3
VLECP3770T	131	2,291	SD	171	731M	PV3
VLECP3771T	131	2,617	SD	182	735M	PV3
VLECP3774T	131	2,474	SD	231	742M	PV3
VLECP4103T	132	5,795	SD	421	748M	PV3
VLECP4104T	132	6,476	SD	461	146M	PV3
VLECP4106T	131	4,274	SD	265	16M	PV3
VLECP4107T	132	5,747	SD	396	944M	PV3
VLECP4108T	132	6,426	SD	446	148M	PV3
VLECP4109T	132	8,585	SD	528	148M	PV3
VLECP4110T	132	8,381	SD	611	124M	PV3
VM3153T	37	606	L1	32	126M	GO3
VM3156T	37	680	L1	41	3428M	GO3
VM3531	29	503	K	21	3521M	GE3
VM3534	29	356	LS	21	3411M	GE3
VM3534-5	30	356	LS	21	3413M	GE3
VM3534-57	198	408	K	21	3413M	5O1
VM3535	29	565	K	22	3413M	GE3
VM3537	29	386	K	21	3414M	GE3
VM3537-5	30	386	K	19	341M	GE3
VM3537-57	198	443	K	22	341M	5O1
VM3538	29	408	LS	23	3413M	GE3
VM3538-5	30	408	LS	22	3416M	GE3
VM3538-57	198	477	K	25	3416M	5O1
VM3539	29	606	K	24	342M	GE3
VM3541	29	422	K	21	3418M	GE3
VM3541-5	30	422	K	21	3413M	GE3
VM3541-57	198	462	K	26	3413M	5O1
VM3542	29	434	LS	26	342M	GE3
VM3542-5	30	434	LS	26	342M	GE3
VM3542-57	198	512	K	32	342M	5O1
VM3543	29	620	K	32	3428M	GE3
VM3543T	29	620	L1	33	3428M	GE3
VM7001A	102	871	K	25	733M	XPM
VM7002A	102	890	K	27	341M	XPM
VM7005A	102	861	K	26	3413M	XPM
VM7006-5	100	936	K	37	341M	XPM
VM7006A	102	936	K	29	3512M	XPM
VM7006-I	108	858	SD	51	3416M	XPD
VM7007A	102	1,089	K	39	3512M	XPM
VM7009A	102	890	K	28	3516M	XPM
VM7010-5	100	953	K	38	3413M	XPM
VM7010A	102	953	K	33	3513M	XPM
VM7010-I	108	953	SD	48	342M	XPD
VM7031A	102	1,144	K	47	362M	XPM
VNDM3538	55	646	SD	35	737M	SDD

(1) Shipping weight is approximate.

Index

Catalog Number	Page Number	List Price	Mult Sym.	Ship Wgt ⁽¹⁾	Type Code	Prod Family Code	Catalog Number	Page Number	List Price	Mult Sym.	Ship Wgt ⁽¹⁾	Type Code	Prod Family Code
VNNDM3542	55	672	SD	37		SDD	VSSEWDM3713T	91	5,423	WD	187	3744M	WDE
VNEDM3546	55	1,004	SD	41		SDD	VNSEWDM3714T	91	3,796	WD	187	3756M	WDE
VNEDM3546T	55	1,014	SD	41		SDD	VSSEWDM3554	91	1,621	WD	63	3756M	WDE
VNEDM3554	55	1,086	SD	48		SDD	VSSEWDM3554T	91	1,667	WD	63	3546M	WDE
VNEDM3554T	55	1,096	SD	49		SDD	VSSEWDM3555	91	1,853	WD	61	3546M	WDE
VNM3537	29	543	K	32		GE3	VSSEWDM3555T	91	1,894	WD	61	3546M	WDE
VNM3538	29	444	K	22	3516M	GE3	VSSEWDM3558	91	1,880	WD	63	3546M	WDE
VNM3541	29	580	K	36	3416M	GE3	VSSEWDM3558T	91	1,918	WD	63	3546M	WDE
VNM3542	29	450	K	31	352M	GE3	VSSEWDM3610T	91	2,376	WD	93	3546M	WDE
VP3311D	219	716	K	23	3524M	PMI	VSSEWDM3611T	91	2,292	WD	119	3646M	WDE
VP3316D	219	755	K	27	332P	PMI	VSSFWD3538	89	1,383	WD	41	3646M	WDS
VP3326D	219	845	K	31	3327P	PMI	VSSFWD3542	89	1,428	WD	44	3513M	WDS
VP3411-14	219	805	K	31	3336P	PMI	VSSWDM3457	89	1,023	WD	33	3519M	WDS
VP3416-14	219	857	K	31	341P	PMI	VSSWDM3534	89	1,078	WD	33	3513M	WDS
VP3426-14	219	876	K	37	3413P	PMI	VSSWDM3537	89	1,215	WD	37	3512M	WDS
VP3428-14	219	876	K	31	342P	PMI	VSSWDM3538	89	1,308	WD	41	3513M	WDS
VP3428D	219	876	K	33	3416P	PMI	VSSWDM3541	89	1,262	WD	41	3516M	WDS
VP3436-14	219	1,026	K	41	3416P	PMI	VSSWDM3542	89	1,356	WD	42	3518M	WDS
VP3436D	219	1,026	K	41	3428P	PMI	VSWDM3538	87	707	WD	28	3524M	WDP
VP3439-14	219	908	K	35	3428P	PMI	VSWDM3542	87	818	WD	31	3512M	WDP
VP3439D	219	908	K	37	342P	PMI	VUHL3518	174	464	K	35	3514M	UH3
VP3455-14	219	1,248	K	45	342P	PMI	VUHL3519	174	571	K	41	352L	UH3
VP3455D	219	1,248	K	46	3435P	PMI	VUHM3538	174	414	K	31	3524L	UH3
VP3458-14	219	1,026	K	38	3435P	PMI	VUHM3538-5	174	439	K	33	3511M	UH3
VP3458D	219	1,026	K	41	3428P	PMI	VUHM3542	174	439	K	35	3513M	UH3
VP3468-14	219	1,114	L1	43	3428P	PMI	VUHM3542-5	174	464	K	34	3513M	UH3
VP3468D	219	1,144	L1	47	3432P	PMI	VWDL3504	77	624	WD	35	3634M	WDW
VP3575-14	219	2,312	L1	73	3432P	PMI	VWDL3507	77	733	WD	36	352L	WDW
VP3575D	219	2,312	L1	71	3536P	PMI	VWDL3510	77	839	WD	42	352L	WDW
VP3585-14	219	2,758	L1	81	3536P	PMI	VWDL3514	77	1,007	WD	48	3524L	WDW
VP3585D	219	2,758	L1	78	3548P	PMI	VWDM3534	80	519	WD	33	341M	WDW
VP3588-14	219	2,312	L1	71	3548P	PMI	VWDM3538	80	649	WD	29	3512M	WDW
VP3588D	219	2,312	L1	69	3536P	PMI	VWDM3538-5	81	674	WD	28	3512M	WDW
VP3603D	219	3,393	L1	121	3536P	PMI	VWDM3542	80	705	WD	33	3512M	WDW
VP3605D	219	5,592	L1	166	3649P	PMI	VWDM3542-5	81	730	WD	32	3516M	WDW
VP7424-14	219	500	DS	11	3681P	PMI	W64	257	53	A8	1		
VP7424D	219	500	DS	11		PMI	W70	257	62	A8	1		
VPECP4114T	132	6,429	SD	587	A3656M	PV3	W82	257	70	A8	1		
VPECP4115T	132	6,199	SD	711	1256M	PV3	WCL1406T	122	1,069	L1	81		PC1
VPECP4310T	132	9,032	SD	999	1272M	PV3	WCL1408T	122	1,226	L1	91	3628L	PC1
VPECP4313T	132	10,507	SD	1115	A3656M	PV3	WCL1409T	122	1,513	L1	91	3634LC	PC1
VPECP4314T	132	8,919	SD	911	A3668M	PV3	WCL1508T	122	1,742	L1	116	3634L	PC1
VPECP4316T	132	10,429	SD	965	A3662M	PV3	WCL1509T	122	2,164	L1	117	3727L	PC1
VRBM3538	175	1,550	K	35	7543M	UH3	WCL1511T	122	2,669	L1	143	3729L	PC1
VRBM3542	175	1,815	K	47	342M	UH3	WD5600A01SP	92	35	A8	1	364M	
VRBM3546	175	2,091	K	47	3428M	UH3	WD5603A01SP	92	15	A8	1		
VRBM3546T	175	2,236	L1	46	3436M	UH3	WD5603A05SP	92	60	A8	0		
VRBM3554T	175	2,275	L1	63	3436M	UH3	WDL3504	77	622	WD	34		WDW
VRBM3558T	175	2,338	L1	69	753M	UH3	WDL3507	77	728	WD	37		WDW
VRBM3561T	175	2,407	L1	76	7536M	UH3	WDL3510	77	842	WD	41		WDW
VSSSEWDM3538	91	1,465	WD	49	7543M	WDE	WDL3514T	77	1,037	WD	50		WDW
VSSSEWDM3542	91	1,516	WD	54	3516M	WDE	WDM3538	78	621	WD	27	3532LC	WDW
VSSSEWDM3546	91	1,585	WD	59	3521M	WDE	WDM3542	78	664	WD	31	3512M	WDW
VSSSEWDM3546T	91	1,599	WD	59	3525M	WDE	WDM3558TP	82	1,185	WD	39	3514M	WDW
VSSSEWDM3537	91	1,412	WD	49	3525M	WDE	WDM3561TP	82	1,455	WD	59	3528M	WDW
VSSSEWDM3538	91	1,436	WD	49	3516M	WDE	WDNMM3546-4	83	925	K			WDW
VSSSEWDM3541	91	1,463	WD	54	3516M	WDE	XEFRPM21104	47	3,102	E2	171		
VSSSEWDM3542	91	1,486	WD	53	352M	WDE	XEFRPM25154	47	3,954	E2	195		
VSSSEWDM3543	91	1,789	WD	61	3521M	WDE	XEFRPM25204	47	4,242	E2	211		
VSSSEWDM3545	91	1,539	WD	57	353M	WDE	XEFRPM28254	47	5,550	E2	291		
VSSSEWDM3546	91	1,554	WD	58	3524M	WDE	XEFRPM28304	47	6,588	E2	315		
VSSSEWDM3546T	91	1,569	WD	58	3525M	WDE	XEFRPM32404	47	8,616	E2	435		
VSSSEWDM3550	91	1,642	WD	66	3525M	WDE	XEFRPM32504	47	10,116	E2	511		
VSSSEWDM3550T	91	1,656	WD	66	3532M	WDE	XEFRPM36604	47	13,560	E2	691		
VSSSEWDM3554	91	1,650	WD	66	3532M	WDE	XEFRPM36754	47	15,840	E2	775		
VSSSEWDM3554T	91	1,696	WD	66	3533M	WDE	XEFRPM401004	47	20,796	E2	955		
VSSSEWDM3555T	91	1,923	WD	71	3533M	WDE	YPC144A	154	297	K	18		HV1
VSSSEWDM3556	91	1,852	WD	72	3532M	WDE	YPC164A	154	337	K	22	348C	HV1
VSSSEWDM3558	91	1,909	WD	71	3537M	WDE	YPC244A	154	321	K	21	3411C	HV1
VSSSEWDM3558T	91	1,947	WD	71	3538M	WDE	YPC245A	154	326	K	21	3411C	HV1
VSSSEWDM3559T	91	2,309	WD	61	3538M	WDE	YPC264A	154	369	K	22	3411C	HV1
VSSSEWDM3611T	91	2,328	WD	61	3546M	WDE	YPC344A	154	369	K	22	3414C	HV1
VSSSEWDM3613T	91	2,510	WD	81	3635M	WDE	YPC345A	154	374	K	24	3414C	HV1
VSSSEWDM3615T	91	2,530	WD	111	3634M	WDE	YPC364A	154	422	K	27	3414C	HV1
VSSSEWDM3709T	91	3,139	WD	129	3646M	WDE	ZDBRPM18154C	203	6,744	E2	181	342C	RP
VSSSEWDM3710T	91	3,206	WD	132	3735M	WDE	ZDBRPM18204C	203	7,220	E2	219		RP
VSSSEWDM3711T	91	3,576	WD	154	3739M	WDE	ZDBRPM21304C	203	8,062	E2	291		RP

(1) Shipping weight is approximate.

Index

Catalog Number	Page Number	List Price	Mult Sym.	Ship Wgt ⁽¹⁾	Type Code	Prod Family Code
ZDBRPM21404	203	8,489	E2	355		RP
ZDBRPM25504	203	9,250	E2	475		RP
ZDBRPM25604	203	12,754	E2	541		RP
ZDBRPM25754	203	14,865	E2	615		RP
ZDBRPM281004R1	203	16,574	E2	815		RP
ZDBRPM281254	203	17,431	E2	891		RP
ZDFRPM18104C	203	6,959	E2	179		RP
ZDFRPM21204C	203	8,508	E2	291		RP
ZDFRPM21254C	203	8,600	E2	355		RP
ZDFRPM25304C	203	8,936	E2	475		RP
ZDFRPM25404	203	9,318	E2	615		RP
ZDM2276T	209	7,188	E2	333		VS
ZDM2332T	209	8,425	E2	356	954M	VS
ZDM2333T	210	5,440	E2	317	96M	VS
ZDM2333T-5	210	5,440	E2	289	944M	VS
ZDM2334T	210	5,703	E2	342	944M	VS
ZDM2334T-5	210	5,703	E2	341	952M	VS
ZDM3581T	209	3,390	E2	66	952M	VS
ZDM3581T-5	209	3,390	E2	65	524M	VS
ZDM3582T	209	3,702	E2	62	519M	VS
ZDM3584T	209	3,494	E2	71	526M	VS
ZDM3584T-5	209	3,494	E2	62	53M	VS
ZDM3587T	209	3,623	E2	75	528M	VS
ZDM3587T-5	209	3,623	E2	74	535M	VS
ZDM3661T	209	4,187	E2	112	535M	VS
ZDM3661T-5	209	4,187	E2	111	632M	VS
ZDM3664T	209	4,030	E2	113	628M	VS
ZDM3665T	209	4,335	E2	125	642M	VS
ZDM3665T-5	209	4,335	E2	125	64M	VS
ZDM3667T	209	3,964	E2	99	64M	VS
ZDM3764T	209	4,775	E2	187	63M	VS
ZDM3768T	209	5,488	E2	226	737M	VS
ZDM3770T	209	4,897	E2	171	748M	VS
ZDM3770T-5	209	4,897	E2	171	735M	VS
ZDM3774T	209	5,131	E2	231	735M	VS
ZDM3774T-5	209	5,131	E2	231	748M	VS
ZDM4100T	210	9,691	E2	445	748M	VS
ZDM4102T	210	10,713	E2	462	156M	VS
ZDM4103T	210	6,655	E2	416	162M	VS
ZDM4104T	210	7,402	E2	445	146M	VS
ZDM4110T	210	9,441	E2	611	156M	VS
ZDM4111T	210	11,985	E2	615	1256M	VS
ZDM4115T	210	10,402	E2	631	126M	VS
ZDM4117T	210	13,156	E2	624	1262M	VS
ZDNM2237T	209	4,766	E2	242	1264M	VS
ZDNM2238T	209	5,515	E2	284	932M	VS
ZDNM2333T	210	6,251	E2	286	948M	VS
ZDNM2334T	210	6,313	E2	415	948M	VS
ZDNM3581T	209	2,958	E2	59	156M	VS
ZDNM3584T	209	3,096	E2	58	524M	VS
ZDNM3661T	209	3,649	E2	114	524M	VS
ZDNM3669T	209	3,414	E2	95	632M	VS
ZDNM3767T	209	4,145	E2	173	628M	VS
ZDNRPM18054C	203	5,863	E2	143	734M	RP
ZDNRPM18074C	203	6,428	E2	194		RP
ZDNRPM21104C	203	7,228	E2	281		RP
ZDPM18010C-BV	203	7,233	E2	132		RP
ZDPM18015C-BV	203	7,315	E2	158		RP
ZDPM18020C-BV	203	8,892	E2	181		RP
ZDPM18025C-BV	203	8,913	E2	219		RP
ZDPM21040-BV	203	9,339	E2	291		RP
ZDPM21050-BV	203	9,674	E2	325		RP
ZDPM21060-BV	203	10,597	E2	355		RP
ZDPM25075-BV	203	17,411	E2	541		RP
ZDPM25100-BV	203	18,448	E2	615		RP
ZDPM28125-BV	203	19,486	E2	731		RP
ZDPM28150-BV	203	20,523	E2	815		RP
ZDVSCP2333T	211	6,614	E2	374		VC
ZDVSCP2334T	211	7,024	E2	388	944M	VC
ZDVSCP3661T	211	4,019	E2	135	952M	VC
ZDVSCP3665T	211	4,361	E2	128	632M	VC
ZDVSCP3770T	211	5,052	E2	211	641M	VC
ZDVSCP3774T	211	5,529	E2	218	735M	VC
ZDVSCP4103T	211	8,402	E2	481	748M	VC
ZDVSCP4104T	211	9,023	E2	494	156M	VC
ZDVSCP4110T	211	10,348	E2	762	16M	VC
ZDVSCP4115T	211	12,228	E2	757	1264M	VC

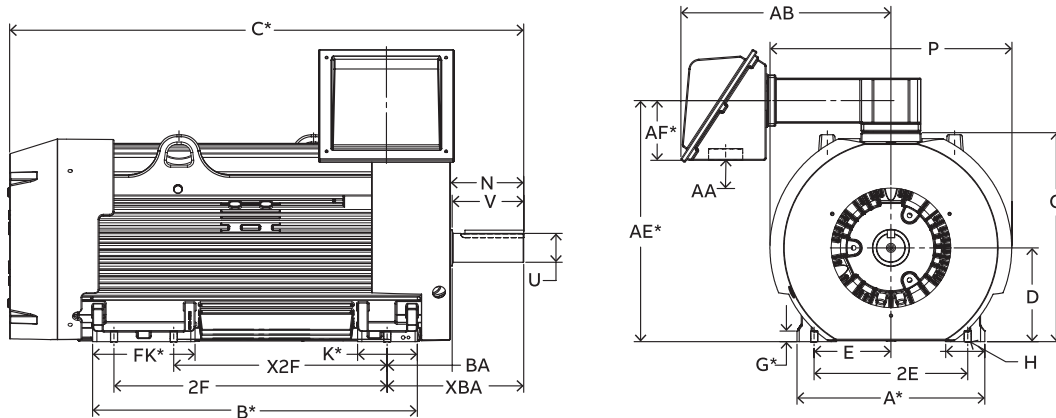
Catalog Number	Page Number	List Price	Mult Sym.	Ship Wgt ⁽¹⁾	Type Code	Prod Family Code
ZDVM2333T	210	5,789	E2	295	1272M	VS
ZDVM2334T	210	6,117	E2	317	944M	VS
ZDVM3661T	209	3,613	E2	118	952M	VS
ZDVM3665T	209	3,886	E2	129	632M	VS
ZDVM3770T	209	4,459	E2	184	641M	VS
ZDVM3774T	209	5,241	E2	211	735M	VS
ZDVM4103T	210	7,257	E2	458	748M	VS
ZDVM4104T	210	7,754	E2	472	156M	VS
ZDVM4110T	210	8,656	E2	716	16M	VS
ZDVM4115T	210	10,159	E2	721	1264M	VS
ZDVM4314T	210	12,134	E2	917	1272M	VS
ZDVM4316T	210	14,721	E2	944	A3662M	VS
ZDVM4400T-4	210	18,473	E2	1231	A3668M	VS
ZDVM4406T-4	210	26,456	E2	1816	A464M	VS
ZDVM4407T-4	210	30,999	E2	2213	A4478M	VS
ZDVM4408T-4	210	43,032	E2	2551	A4416M	VS
ZDVM4410T-4	210	22,474	E2	1667	A44128M	VS
ZDVM44304T-4	210	43,032	E2	2817	A4462M	VS
ZDVSNCP3581T	211	3,106	E2	65	A4416M	VC
ZDVSNCP3584T	211	3,245	E2	72	524M	VC
ZDVSNCP3587T	211	3,563	E2	73	533M	VC
ZDVSNM2237T	209	4,531	E2	211	535M	VS
ZDVSNM2238T	209	5,515	E2	325	748M	VS
ZDVSNM2333T	210	6,251	E2	348	948M	VS
ZDVSNM3538	209	2,200	E2	37	948M	VS
ZDVSNM3542	209	2,267	E2	38	3516M	VS
ZDVSNM3581T	209	2,958	E2	59	3519M	VS
ZDVSNM3584T	209	3,096	E2	71	524M	VS
ZDVSNM3587T	209	3,414	E2	66	533M	VS
ZDVSNM3661T	209	3,663	E2	111	535M	VS
ZDVSNM3665T	209	3,943	E2	124	635M	VS
ZDWNM22937T	95	5,667	WD	241	643M	WDW
ZDWNM22938T	95	5,767	WD	286	394M	WDW
ZDWNM3546T	95	3,107	WD	44	3956M	WDW
ZDWNM3554T	95	3,264	WD	56	3524M	WDW
ZDWNM3609T	95	3,576	WD	71	3533M	WDW
ZDWNM3611T	95	3,609	WD	91	3628M	WDW
ZDWNM3707T	95	3,878	WD	126	364M	WDW

(1) Shipping weight is approximate.

Catalog notes

1. Class F insulated motor with 1.15 service factor or higher that operates within Class "B" temperature limits at rated horsepower.
2. 1.00 service factor.
3. Capacitor start, induction run.
5. Belted duty only, roller bearing.
6. F-2 mounting
7. Copper bar rotor
8. Class "H" Insulated.
9. Metric frame dimensions
10. Non-stock, built on demand.
11. F-3 mounting
12. 1.25 service factor
13. 1.35 service factor
14. 1.00 service factor, Class F rise
15. Small Motor Rule compliant. Average efficiency.
16. Motor can no longer be produced as of June 1, 2016. The Integral Horsepower Rule allows for existing inventory of this motor built prior to June 1, 2016 to be sold until inventory is depleted.
17. Capable of 100% thrust in either direction.
18. Motors are rated for Division 2, Class I, Groups C&D only
19. 60/50 Hertz motor. 60 Hertz data shown, contact your local sales office for 50 Hertz data.
20. Class F insulation.
21. Stage 3 EU MEPS.
22. Non-encapsulated winding.
24. Part winding start or DOL.
25. Wye start, delta run or DOL.
27. Motors have ball bearing suitable for coupled loads. If load is belted, a roller bearing may be required, contact your local sales office.
29. V-dimension is 2.5".
30. Usable at 208 volts.
31. Design D
33. Voltage @ 60 Hz.
35. Design A, exceeds Design B inrush limits.
36. Can mount as NEMA 56, 143T & 145T frames with NEMA 56 frame shaft dimensions.
37. Can mount as NEMA 56, 143T & 145T frames with NEMA 143T-145T frame shaft dimensions.
40. Brake motors may be mounted for vertical mounting with brake below motor.
41. Brake motors may be mounted for vertical mounting with brake above or below motor.
42. Brake motors must be modified for vertical mounting. Springs included with brake.
45. Horizontal mount, no C-Face. May be converted to C-Face in Mod Express® or built as custom motors.
46. Includes 1024 ppr encoder.
47. BA dimension does not meet NEMA standards.
48. Includes phase insulation. Suitable for use on inverter.
50. Voltage @ 50 Hz, usable on 460 Volt 60 Hz.
51. Full Load Amps @ 400 Volt nominal - 50 Hz.
52. IP55 enclosure.
53. Tungsten carbide outer seal
56. Legacy Reliance® E-Line motor design. Has F1 side mounted conduit box. Single frame mounting holes in 447 & 449 frame sizes.
57. Can mount as NEMA 145T frame with 145T frame shaft dimensions.
59. Suitable for operation @ 415V, 50 Hz.
60. Totally-enclosed, non-ventilated, continuous duty.
63. Foot also drilled for 447T frame mounting.
64. Motors include 100 ohm platinum winding RTDs and space heaters.
65. Capacitor start, capacitor run (two value capacitor).
66. Resilient mount single phase motors with moderate starting torque for fan applications.
67. NEMA 48 Base Mount, not swivel mount.
68. 3 lead.
69. 6 lead suitable for part winding start on 200 volts.
70. Constant velocity fan: 230/460 volts, three phase.
71. Nominal efficiency is based at the 1800 RPM (High RPM) and low speed efficiency is available just not published.
73. SCR motors with a 3:1 constant torque speed range.
74. V-dimension is 3".
77. Inverter duty.
78. Furnished without conduit box. (Order kit BK2400)
80. Motor has thermostat and provisions for adding flange mounted tach.
81. 230/460V 3Φ motor, 200/400V 3Φ motor or 115/230V 1Φ motor connected for voltage shown. Can be reconnected for other voltage.
82. Single voltage motor. Cannot reconnect.
83. May be operated on 50Hz rectified power supply with full nameplate rating. AC supply voltage must be same as 60Hz supply; i.e., either 230 or 460 volts. Motor nameplate is stamped D-50/60. Motor mounted blower may be added to DPG enclosure.
84. May be operated on 50Hz rectified power supply with full nameplate rating only when motor is force ventilated with motor mounted blower. AC supply voltage must be same as 60Hz supply.
85. Cannot be operated at full nameplate rating on 50Hz rectified power supply.
87. Motor has thermostat and provisions for adding adapter mounted tach.
88. Sleeve bearings - coupled loads only.
89. Cooling fan on each end.
90. Foot mounted and 180TC face.
91. Foot mounted and 210TC face.
92. Foot mounted and 250TC face.
93. Foot mounted only.
94. Foot mounted only. These stock models include VPI insulation on L440 only, insulated ODE bearing, shaft ground brush, and stator RTD's.
95. Foot mounted only. Includes filter, VPI, insulated ODE bearing and two sets of thermostats.
96. UL Recognized thermal protection.
97. One size smaller flange and shaft.
99. G-Series motor design. Has F3 Lead outlet in frame and an arm mounted conduit box for F1 & F2 Lead Location. Dual Frame mounting holes in 445/447 and 447/449 frames.
100. Motor will be discontinued once inventory is depleted
101. Blower on drive end.
102. Force vent with blower and filter. Full nameplate rating on 50 Hz rectified power, AC supply voltage must be same as 60 Hz supply.
103. Force vent with blower, full nameplate rating on 50 Hz rectified power. AC supply voltage must be same as 60 Hz supply, thermostats and tach provisions.
104. Force vent with blower, cannot run full nameplate on 50 Hz rectified power, thermostats and tach provisions.
105. Force vent with blower on drive end filter, thermostats and tach provisions.
106. Suitable for sinewave operation.

Large AC quick reference chart



Drawings represent standard large AC TEFC motors.

*Dimensions are for reference only.

*Contact your local sales office for "C" dimensions.
Dimensions - N, O, P and AB are specific to legacy Baldor-Reliance® motors.

Frame	D	E	Dual foot mount holes		H	N	O	P	U	V	AA	AB	BA	XBA
			2F	X2F										
L449TS					4.84				2 3/8	4 3/4				
L449T	11	9	32	25	13/16	8.56	24.49	28.32	3 3/8	8 3/8	4.60	26.86	7 1/2	-
5008S					15/16	6.44			2 3/8	6				15 1/2
5008L	12 1/2	10	25	22	15/16	10.44	27.25	32.46	4 1/8	10	-	30.28	-	19 1/2
5008L						10.44			4 1/2	10				19 1/2
5010S					15/16	6.44			2 3/8	6				15 1/2
5010L	12 1/2	10	32	28	15/16	10.44	27.25	32.46	4 1/8	10	-	30.28	-	19 1/2
5010L						10.44			4 1/2	10				19 1/2
5012L	12 1/2	10	40	36	15/16	10.44	27.25	32.46	4 1/8	10	-	30.28	-	19 1/2
5012L						10.44			4 1/2	10				19 1/2
5810S					1 7/8	7.84			2 3/8	6 1/2				17
5810L	14 1/2	11 1/2	36	32	1 7/8	14.53	32.31	36.86	4 1/8	13	-	32.05	-	23 11/16
5810L						14.53			4 1/2	13				23 11/16

The above chart provides typical legacy Baldor-Reliance motor dimensions.

For more exact dimensional data, please check the specific drawing for each catalog number.

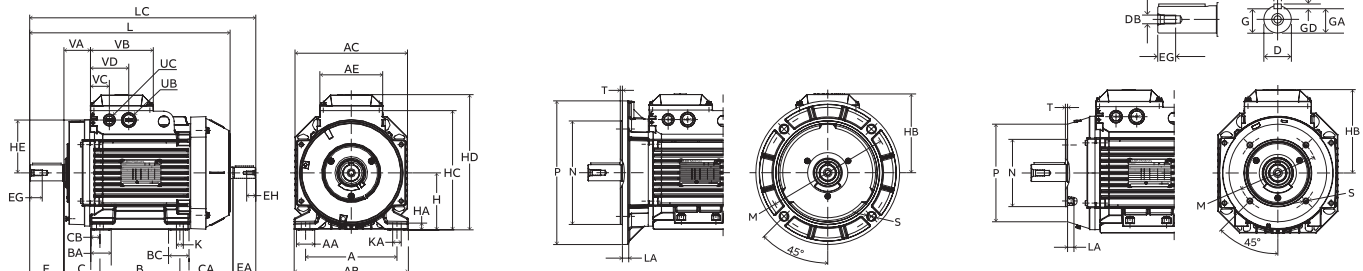
AA dimension shown in chart are legacy Baldor-Reliance typical values.

Customer to drill hole in terminal box for frames larger than 449.

Dimensions are in inches.

If mounting clearance details are required, consult factory.

IEC quick reference chart

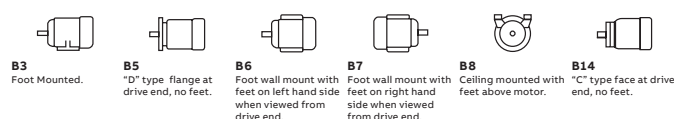


Contact your local sales office for "L" dimensions.

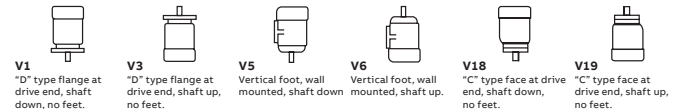
IEC Frame	Foot Mounted				Shaft				B5 Flange				B14 Face						
	A	B	B'	H	D	E	DB	EG	LA	M	N	P	S	T	M	N	P	S	T
63	100mm 3.94"	80mm 3.15"	-	63mm 2.48"	11mm 0.43"	23mm 0.91"	M4	10mm 0.39"	10mm 0.39"	115mm 4.53"	95mm 3.74"	120mm 4.72"	7mm 0.28"	3mm 0.12"	75mm 2.95"	60mm 2.36"	90mm 3.54"	M5	2.5mm 0.10"
71	112mm 4.41"	90mm 3.54"	-	71mm 2.80"	14mm 0.55"	30mm 1.18"	M5	12.5mm 0.49"	9mm 0.35"	130mm 5.12"	110mm 4.33"	160mm 6.30"	10mm 0.39"	3.5mm 0.14"	85mm 3.35"	70mm 2.76"	105mm 4.13"	M6	2.5mm 0.10"
80	125mm 4.92"	100mm 3.94"	-	80mm 3.15"	19mm 0.75"	40mm 1.57"	M6	16mm 0.63"	10mm 0.39"	165mm 6.50"	130mm 5.12"	200mm 7.87"	12mm 0.47"	3.5mm 0.14"	100mm 3.94"	80mm 3.15"	120mm 4.72"	M6	3mm 0.12"
90S	140mm 5.51"	100mm 3.94"	-	90mm 3.54"	24mm 0.94"	50mm 1.97"	M8	19mm 0.75"	10mm 0.39"	165mm 6.50"	130mm 5.12"	200mm 7.87"	12mm 0.47"	3.5mm 0.14"	115mm 4.53"	95mm 3.74"	140mm 5.51"	M8	3mm 0.12"
90L	140mm 5.51"	125mm 4.92"	-	90mm 3.54"	24mm 0.94"	50mm 1.97"	M8	19mm 0.75"	10mm 0.39"	165mm 6.50"	130mm 5.12"	200mm 7.87"	12mm 0.47"	3.5mm 0.14"	115mm 4.53"	95mm 3.74"	140mm 5.51"	M8	3mm 0.12"
100	160mm 6.30"	140mm 5.51"	-	100mm 3.94"	28mm 1.10"	60mm 2.36"	M10	22mm 0.87"	11mm 0.43"	215mm 8.46"	180mm 7.09"	250mm 9.84"	15mm 0.59"	4mm 0.16"	130mm 5.12"	110mm 4.33"	160mm 6.30"	M8	3.5mm 0.14"
112	190mm 7.48"	140mm 5.51"	-	112mm 4.41"	28mm 1.10"	60mm 2.36"	M10	22mm 0.87"	11mm 0.43"	215mm 8.46"	180mm 7.09"	250mm 9.84"	15mm 0.59"	4mm 0.16"	130mm 5.12"	110mm 4.33"	160mm 6.30"	M8	3.5mm 0.14"
132	216mm 8.50"	140mm 5.51"	178mm 7.01"	132mm 5.20"	38mm 1.50"	80mm 3.15"	M12	28mm 1.10"	12.5mm 0.49"	265mm 10.43"	230mm 9.06"	300mm 11.81"	15mm 0.59"	4mm 0.16"	165mm 6.50"	130mm 5.12"	200mm 7.87"	M10	3.5mm 0.14"
160	254mm 10.00"	210mm 8.27"	254mm 10.00"	160mm 6.30"	42mm 1.65"	110mm 4.33"	M16	36mm 1.42"	20mm 0.79"	300mm 11.81"	250mm 9.84"	350mm 13.78"	19mm 0.75"	5mm 0.20"	215mm 8.46"	180mm 7.09"	250mm 9.84"	M12	4mm 0.16"
180	279mm 10.98"	241mm 9.49"	279mm 10.98"	180mm 7.09"	48mm 1.89"	110mm 4.33"	M16	36mm 1.42"	20mm 0.79"	300mm 11.81"	250mm 9.84"	350mm 13.78"	19mm 0.75"	5mm 0.20"	-	-	-	-	-
200	318mm 12.52"	267mm 10.51"	305mm 12.01"	200mm 7.87"	55mm 2.17"	110mm 4.33"	M20	42mm 1.65"	20mm 0.79"	350mm 13.78"	300mm 11.81"	400mm 15.75"	19mm 0.75"	5mm 0.20"	-	-	-	-	-
225 S	356mm 14.02"	286mm 11.26"	311mm 12.24"	225mm 8.86"	55mm 2.17"	110mm 4.33"	M20	42mm 1.65"	20mm 0.79"	400mm 15.75"	350mm 13.78"	450mm 17.72"	19mm 0.75"	5mm 0.20"	-	-	-	-	-
225 M	356mm 14.02"	286mm 11.26"	311mm 12.24"	225mm 8.86"	60mm 2.36"	140mm 5.51"	M20	42mm 1.65"	20mm 0.79"	400mm 15.75"	350mm 13.78"	450mm 17.72"	19mm 0.75"	5mm 0.20"	-	-	-	-	-
250 S	406mm 15.98"	311mm 12.24"	349mm 13.74"	250mm 9.84"	60mm 2.36"	140mm 5.51"	M20	42mm 1.65"	24mm 0.94"	500mm 19.69"	450mm 17.72"	550mm 21.65"	19mm 0.75"	5mm 0.20"	-	-	-	-	-
250 M	406mm 15.98"	311mm 12.24"	349mm 13.74"	250mm 9.84"	65mm 2.56"	140mm 5.51"	M20	42mm 1.65"	24mm 0.94"	500mm 19.69"	450mm 17.72"	550mm 21.65"	19mm 0.75"	5mm 0.20"	-	-	-	-	-
280 S	457mm 17.99"	368mm 14.49"	419mm 16.50"	280mm 11.02"	65mm 2.56"	140mm 5.51"	M20	42mm 1.65"	23mm 0.91"	500mm 19.69"	450mm 17.72"	550mm 21.65"	18mm 0.71"	5mm 0.20"	-	-	-	-	-
280 M	457mm 17.99"	368mm 14.49"	419mm 16.50"	280mm 11.02"	75mm 2.95"	140mm 5.51"	M20	42mm 1.65"	23mm 0.91"	500mm 19.69"	450mm 17.72"	550mm 21.65"	18mm 0.71"	5mm 0.20"	-	-	-	-	-
315 S, 2p	508mm 20"	406mm 16"	457mm 18"	315mm 12.4"	65mm 2.56"	140mm 5.51"	M20	40mm 1.57"	25mm 0.98"	600mm 23.62"	550mm 21.65"	660mm 25.98"	23mm 0.91"	6mm 0.24"	-	-	-	-	-
315 S, 4p-8p	508mm 20"	406mm 16"	457mm 18"	315mm 12.4"	80mm 3.15"	170mm 6.69"	M20	40mm 1.57"	25mm 0.98"	600mm 23.62"	550mm 21.65"	660mm 25.98"	23mm 0.91"	6mm 0.24"	-	-	-	-	-
315 M, 2p	508mm 20"	457mm 18"	508mm 20"	315mm 12.4"	65mm 2.56"	140mm 5.51"	M20	40mm 1.57"	25mm 0.98"	600mm 23.62"	550mm 21.65"	660mm 25.98"	23mm 0.91"	6mm 0.24"	-	-	-	-	-
315 M, 4-8p	508mm 20"	457mm 18"	508mm 20"	315mm 12.4"	90mm 3.54"	170mm 6.69"	M24	48mm 1.89"	25mm 0.98"	600mm 23.62"	550mm 21.65"	660mm 25.98"	23mm 0.91"	6mm 0.24"	-	-	-	-	-
355 S, 2p	610mm 24.02"	500mm 19.69"	560mm 22.05"	355mm 13.98"	70mm 2.76"	140mm 5.51"	M20	42mm 1.65"	35mm 1.38"	740mm 29.13"	680mm 26.77"	800mm 31.50"	23mm 0.91"	6mm 0.24"	-	-	-	-	-
355 S, 4-8p	610mm 24.02"	500mm 19.69"	560mm 22.05"	355mm 13.98"	100mm 3.94"	210mm 8.27"	M24	51mm 2.01"	35mm 1.38"	740mm 29.13"	680mm 26.77"	800mm 31.50"	23mm 0.91"	6mm 0.24"	-	-	-	-	-
355 M, 2p	610mm 24.02"	560mm 22.05"	630mm 24.80"	355mm 13.98"	70mm 2.76"	140mm 5.51"	M20	42mm 1.65"	35mm 1.38"	740mm 29.13"	680mm 26.77"	800mm 31.50"	23mm 0.91"	6mm 0.24"	-	-	-	-	-
355 M, 4-8p	610mm 24.02"	560mm 22.05"	630mm 24.80"	355mm 13.98"	100mm 3.94"	210mm 8.27"	M24	51mm 2.01"	35mm 1.38"	740mm 29.13"	680mm 26.77"	800mm 31.50"	23mm 0.91"	6mm 0.24"	-	-	-	-	-
355 L, 2p	610mm 24.02"	630mm 24.80"	710mm 27.95"	355mm 13.98"	70mm 2.76"	140mm 5.51"	M20	42mm 1.65"	35mm 1.38"	740mm 29.13"	680mm 26.77"	800mm 31.50"	23mm 0.91"	6mm 0.24"	-	-	-	-	-
355 L, 4-8p	610mm 24.02"	630mm 24.80"	710mm 27.95"	355mm 13.98"	100mm 3.94"	210mm 8.27"	M24	51mm 2.01"	35mm 1.38"	740mm 29.13"	680mm 26.77"	800mm 31.50"	23mm 0.91"	6mm 0.24"	-	-	-	-	-

Legend: 1 mm = .03937", 1" = 25.40 mm

Horizontal Shaft Arrangements

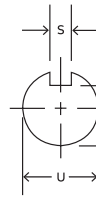


Vertical Shaft Arrangements

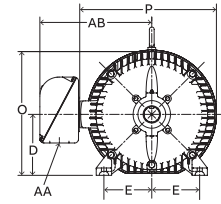
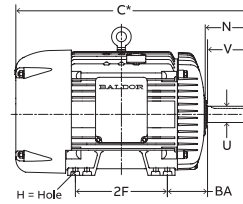
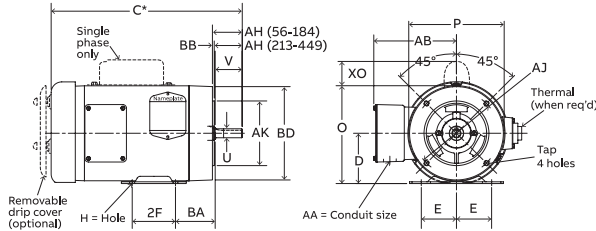




NEMA quick reference chart



NEMA Shaft (U)	Keyseat Dimensions			NEMA Shaft (U)	Keyseat Dimensions		
	(R)	(S)	(S)		(R)	(S)	(S)
3/8	21/64	FLAT		1-7/8	1-19/32	1/2	
1/2	29/64	FLAT		2-1/8	1-27/32	1/2	
5/8	33/64	3/16		2-3/8	2-1/64	5/8	
7/8	49/64	3/16		2-1/2	2-3/16	5/8	
1-1/8	63/64	1/4		2-7/8	2-29/64	3/4	
1-3/8	1-13/64	5/16		3-3/8	2-7/8	7/8	
1-5/8	1-13/32	3/8		3-7/8	3-5/16	1	



Drawings represent standard TEFC general purpose motors.
*Dimensions are for reference only.

*Contact your local sales office for "C" Dimensions.
Dimensions - N, O, P, AB and XO are specific to Baldor-Reliance®.

NEMA Frame	D	E	2F	H	N	O	P	U	V	AA	AB	AH	AJ	AK	BA	BB	BD	XO	TAP
42	2-5/8	1-3/4	1-11/16	9/32 Slot	1-1/2	5	4-11/16	3/8	1-1/8	3/8	4-1/32	1-5/16	3-3/4	3	2-1/16	1/8	4-5/8	1-9/16	1/4-20
48	3	2-1/8	2-3/4	11/32 Slot	1-7/8	5-7/8	5-11/16	1/2	1-1/2	1/2	4-3/8	1-11/16	3-3/4	3	2-1/2	1/8	5-5/8	2-1/4	1/4-20
56	3-1/2	2-7/16	3	11/32 Slot	2-7/16	6-7/8	6-5/8	5/8	1-7/8	1/2	5	2-1/16	5-7/8	4-1/2	2-3/4	1/8	6-1/2	2-1/4	3/8-16
56H			5	Slot	2-1/8														
143T			4														6-1/2	2-1/4	
145T	3-1/2	2-3/4	5	11/32	2-1/2	6-7/8	6-5/8	7/8	2-1/4	3/4	5-1/4	2-1/8	5-7/8	4-1/2	2-1/4	1/8			3/8-16
182			4-1/2	2-11/16				7/8	2-1/4			2-1/8	5-7/8	4-1/2		1/8	6-1/2	2-3/8	3/8-16
184			5-1/2	2-11/16				7/8	2-1/4			2-1/8	5-7/8	4-1/2		1/8	6-1/2	2-3/8	3/8-16
182T	4-1/2	3-3/4	4-1/2	13/32	8-11/16	7-7/8		7/8	2-1/4	3/4	5-7/8	2-1/8	5-7/8	4-1/2	2-3/4	1/4	9		1-2-13
184T			5-1/2	3-9/16				1-1/8	2-3/4			2-5/8	7-1/4	8-1/2		1/4	9		1-2-13
213			5-1/2	3-9/16				1-1/8	2-3/4			2-5/8	7-1/4	8-1/2		1/4	9		1-2-13
215			7	3-1/2				1-1/8	3			2-3/4							
213T	5-1/4	4-1/4	5-1/2	13/32	10-1/4	9-9/16		1-3/8	3-3/8	1	7-3/8	3-1/8	7-1/4	8-1/2	3-1/2	1/4	9	2-3/4	1-2-13
215T			7	3-7/8				1-3/8	3-3/8			3-1/8							
254U			8-1/4	4-1/16				1-3/8	3-3/4			3-1/2							
256U			10	4-1/16				1-3/8	3-3/4			3-1/2							
254T	6-1/4	5	8-1/4	17/32	12-7/8	12-15/16		1-5/8	4	1	9-5/8	7-1/4	8-1/2	4-1/4	1/4	10			1-2-13
256T			10	4-5/16				1-5/8	4			3-3/4							
284U			9-1/2	5-1/8				1-5/8	4-7/8			4-5/8							
286U			11	5-1/8				1-5/8	4-7/8			4-5/8							
284T			9-1/2	4-7/8				1-7/8	4-5/8			4-3/8							
286T	7	5-1/2	11	4-7/8	14-5/8	14-5/8		1-7/8	4-5/8	1-1/2	13-1/8	4-3/8	9	10-1/2	4-3/4	1/4	11-1/4		1-2-13
284TS			9-1/2	3-3/8				1-5/8	3-1/4			3							
286TS			11	3-3/8				1-5/8	3-1/4			3							
324U			10-1/2	5-7/8				1-7/8	5-5/8			5-3/8							
326U			12	5-7/8				1-7/8	5-5/8			5-3/8							
324T	8	6-1/4	10-1/2	5-1/2	16-1/2	16-1/2		2-1/8	5-1/4	2	14-1/8	5	11	12-1/2	5-1/4	1/4	13-3/8		5/8-11
326T			12	5-1/2				2-1/8	5-1/4			5							
324TS			10-1/2	3-15/16				1-7/8	3-3/4			3-1/2							
326TS			12	3-15/16				1-7/8	3-3/4			3-1/2							
364U			11-1/4	6-3/4				2-1/8	6-3/8		18	6-1/8							
365U			12-1/4	6-3/4				2-1/8	6-3/8		18	6-1/8							
364T			11-1/4	6-1/4				2-3/8	5-7/8	3	18-1/16	5-5/8	11	12-1/2	5-7/8	1/4	13-3/8		5/8-11
365T	9	7	12-1/4	6-1/4	18-1/2	19-1/2		2-3/8	5-7/8		18-1/16	5-5/8							
364TS			11-1/4	4				1-7/8	3-3/4			3-1/2							
365TS			12-1/4	4				1-7/8	3-3/4			3-1/2							
404U			12-1/4	7-3/16				2-3/8	7-1/8		19-1/4	6-7/8							
405U			13-3/4	7-3/16				2-3/8	7-1/8		19-1/4	6-7/8							
404T			12-1/4	7-5/16				2-7/8	7-1/4	3	19-5/16	7	11	12-1/2	6-5/8	1/4	13-7/8		5/8-11
405T	10	8	13-3/4	7-5/16	21-5/16	22-1/2		2-7/8	7-1/4		19-5/16	7							
404TS			12-1/4	4-1/2				2-1/8	4-1/4		19-5/16	4							
405TS			13-3/4	4-1/2				2-1/8	4-1/4		19-5/16	4							
444U			14-1/2	8-5/8	24.24	27.57		2-7/8	8-5/8	3	22.68	8-3/8							
445U			16-1/2	8-5/8	24.24	27.57		2-7/8	8-5/8	3	22.68	8-3/8							
444T			14-1/2	8-9/16	24.24	27.57		3-3/8	8-3/8	4	22.68	8-1/4							
445T			16-1/2	8-9/16	24.24	27.57		3-3/8	8-3/8	4	22.68	8-1/4							
447T			20	8-9/16	24.24	27.57		3-3/8	8-3/8	4	23.86	8-1/4							
449T			25	8-9/16	24.24	27.57		3-3/8	8-1/2	4	23.86	8-1/4							
444TS			14-1/2	4-13/16	24.24	27.57		2-3/8	4-5/8	4	22.68	4-1/2	14	16	7-1/2	1/4	16-3/4		5/8-11
445TS			16-1/2	4-13/16	24.24	27.57		2-3/8	4-5/8	4	22.68	4-1/2							
447TS			20	4-13/16	24.24	27.57		2-3/8	4-5/8	4	23.86	4-1/2							
449TS			25	4-13/16	24.24	27.57		2-3/8	4-3/4	4	23.86	4-1/2							

U Frame TS Frame

The above chart provides typical legacy Baldor-Reliance motor dimensions. For more exact dimensional data, please check the specific drawing for each catalog number. NEMA states only a minimum value for AA dimension. AA dimensions shown in chart are legacy Baldor-Reliance typical values meeting or exceeding NEMA. Please check motor drawing for actual dimensions.

Frame L449T is not included in this chart. Please refer to the Large AC motor chart, or to the specific motor drawings for L449T dimensions.

NEMA C-Face	BA Dimensions
143-5TC	2-3/4
182-4TC	3-1/2
213-5TC	4-1/4
254-6TC	4-3/4

Frame	NEMA frames prior to 1953							
	D	E	F	N	U	V	BA	BA
66	4-1/8	2-15/16	2-1/2	2-1/4	3/4	2-1/4	3-1/8	3-1/8
203			2-3/4					
143-5TC	5	4	3-1/4	2-7/16	3/4	2	3-1/8	
224			3-3/8	3-1/4	1	3	3-1/2	
225	5-1/2	4-1/2	3-3/4					
254	6-1/4	5	4-1/8	3-7/16	1-1/8	3-3/8	4-1/4	
284	7	5-1/2	4-3/4	4-1/4	1-1/4	3-3/4	4-3/4	
324			5-1/4					
326	8	6-1/4	6	5-3/8	1-5/8	4-7/8	5-1/4	
364			5-5/8					
365	9	7	6-1/8	5-5/8	1-7/8	5-3/8	5-7/8	
404			6-1/8					
405	10	8	6-7/8	6-3/8	2-1/8	6-1/8	6-5/8	
444			7-1/4	7-1/8	2-3/8	6-7/8	7-1/2	
445	11	9	8-1/4					
504			8	8-5/8	2-7/8	8-3/8	8-1/2	
505	12-1/2	10	9					